



SAMSUNG

Allshare Cast Hub

English

Safety Precautions

Keep your device dry

Humidity and all types of liquids may damage device parts of electronic circuits.

Do not use or store your device in dusty, dirty areas

Dust can cause your device to malfunction.

Do not store your device in hot or cold areas

Do not drop your device or cause impacts to your device

If bent or deformed, your device may be damaged or parts may malfunction.

Do not disassemble, modify, or repair your device

Any changes or modifications to your device can void your manufacturer's warranty. For service, take your device to a Samsung Service Center.

When cleaning your device:

Wipe your device with a towel or an eraser. Do not use chemicals or detergents.

Do not use the device for anything other than its intended use

Avoid using your device's light close to the eyes of children or animals

Use only Samsung-approved adapters

Unauthorized or Non-Samsung chargers could cause damage to your device or in extreme circumstances an explosion, it could also invalidate any warranty on the product.

Copyright

Copyright © 2012 Samsung Electronics

This user manual is protected under international copyright laws.

No part of this user manual may be reproduced, distributed, translated, or transmitted in any form or by any means, electronic or mechanical, including photocopying, recording, or storing in any information storage and retrieval system, without the prior written permission of Samsung Electronics.

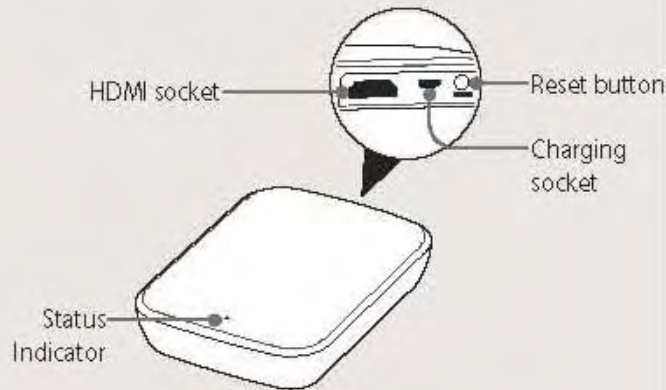
Trademarks

- SAMSUNG and the SAMSUNG logo are registered trademarks of Samsung Electronics.
- Wi-Fi®, Wi-Fi Protected Setup™, Wi-Fi Direct™, Wi-Fi CERTIFIED™, and the Wi-Fi logo are registered trademarks of the Wi-Fi Alliance.
- All other trademarks and copyrights are the property of their respective owners.



Graphics used in this manual are for illustration purposes. The actual products may vary.

Overview



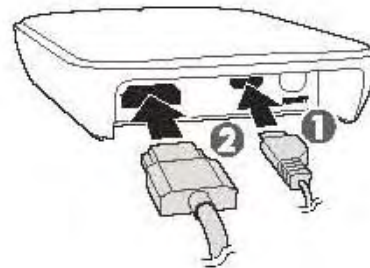
- Make sure you have the following items: Allshare Cast Hub, travel adapter, HDMI A-to-A cable, and user manual. The supplied items may vary.

4

Using Allshare Cast Hub

You can enjoy videos and games of your mobile device on HDTV or other HDMI devices.

- 1 Connect the Allshare Cast Hub to a mains outlet using the travel adapter. The Allshare Cast Hub switches to registration standby mode, and the indicator light turns red.
- 2 Connect the Allshare Cast Hub to a HDMI device using the HDMI A-to-A cable.

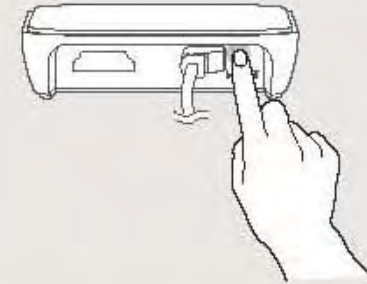


- 3 Launch **Allshare Cast** on your mobile device. See your mobile device's user manual for more details.
- 4 Your mobile device displays the list of detected devices. Identify the HDMI device's model name that is displayed on the screen, and select the same one from the list. When the connection is complete, the indicator light turns blue.

5

Resetting

To resolve any error while using, or to connect to other mobile devices, press the Reset button for 4 seconds.



- Make sure the Allshare Cast Hub is connected to a mains outlet.
- This product is only compatible with mobile devices supporting **Allshare Cast** feature.
- Allshare Cast Hub supports HDMI devices up to 1080p.
- Some HDMI devices may not be compatible.
- HDMI A-to-A cables are sold separately.

6

FCC/IC

This device complies with part 15 of the FCC Rules. Operation is subject to the following two conditions:

(1) This device may not cause harmful interference, and
(2) this device must accept any interference received, including interference that may cause undesired operation.

Users are not permitted to make changes or modify the device in any way.

Changes or modifications not expressly approved by Samsung will void the user's authority to operate the equipment.

Recycling Direct

To dispose electronics properly, follow the recycling process regulated in your area or go to Samsung website to find the nearest recycling location:
www.samsung.com/recyclingdirect
Or call, (877) 278 – 0799.

Samsung Telecommunications America, LLC

1301 E. Lookout Drive
Richardson, Texas 75082
Phone: 1-800-SAMSUNG
Phone: 1-888-987-HELP (4357)

FCC/IC

RF Exposure Statement (2.1091)

FCC RF Radiation Exposure Statement: This equipment complies with FCC RF Radiation exposure limits set forth for an uncontrolled environment. This device and its antenna must not be co-located or operating in conjunction with any other antenna or transmitter.

This equipment should be installed and operated with a minimum distance of 20 centimeters between the radiator and your body.

RF du FCC d'exposition aux radiations: Cet équipement est conforme à l'exposition de la FCC rayonnements RF limites établies pour un environnement non contrôlé. Cet appareil et son antenne ne doivent pas être co-localisés ou fonctionnant en conjonction avec une autre antenne ou transmetteur.

Cet équipement doit être installé et utilisé avec une distance minimale de 20 centimètres entre le radiateur et votre corps.

Part 15.105 (B)

Note : This equipment has been tested and found to comply with the limits for a Class B digital device, pursuant to part 15 of the FCC Rules. These limits are designed to provide reasonable protection against harmful interference in a residential installation. This equipment generates, uses and can radiate radio frequency energy and, if not installed and used in accordance with the instructions, may cause harmful interference to radio communications. However, there is no guarantee that interference will not occur in a particular installation. If this equipment does cause harmful interference to radio or television reception, which can be determined by turning the equipment off and on, the user is encouraged to try to correct the interference by one or more of the following measures:

- Reorient or relocate the receiving antenna.
- Increase the separation between the equipment and receiver.
- Connect the equipment into an outlet on a circuit different from that to which the receiver is connected.
- Consult the dealer or an experienced radio/TV technician for help.

Modifications not expressly approved by the manufacturer could void the user's authority to operate the equipment under FCC rules.

IC: 649E-EADT10

Operation is subject to the following two conditions: (1) this device may not cause interference, and (2) this device must accept any interference, including interference that may cause undesired operation of the device.

Le présent appareil est conforme aux CNR d'Industrie Canada applicables aux appareils radio exempts de licence. L'exploitation est autorisée aux deux conditions suivantes : (1) l'appareil ne doit pas produire de brouillage, et (2) l'utilisateur de l'appareil doit accepter tout brouillage radioélectrique subi, même si le brouillage est susceptible d'en compromettre le fonctionnement.