


SAMSUNG

Warning! Important Safety Instructions

(Please read the appropriate section that corresponds to the marking on your Samsung product before attempting to install the product.)

CAUTION

RISK OF ELECTRIC SHOCK DO NOT OPEN

CAUTION: TO REDUCE THE RISK OF ELECTRIC SHOCK, DO NOT REMOVE COVER (OR BACK). THERE ARE NO USER SERVICEABLE PARTS INSIDE. REFER ALL SERVICING TO QUALIFIED PERSONNEL.



This symbol indicated high voltage is present inside. It is dangerous to make any kind of contact with any inside part of this product.



This symbol alerts you that important literature concerning operation and maintenance has been included with this product.

- The slots and openings in the cabinet and in the back or bottom are provided for necessary ventilation. To ensure reliable operation of this apparatus, and to protect it from overheating, these slots and openings must never be blocked or covered.
 - Do not cover the slots and openings with a cloth or other materials.
 - Do not block the slots and openings by placing this apparatus on a bed, sofa, rug or other similar surface.
 - Do not place this apparatus in a confined space, such as a bookcase, or built-in cabinet, unless proper ventilations is provided.
- Do not place this apparatus near or over a radiator or heat register, or where it is exposed to direct sunlight.
- Do not place the sources of heat on this apparatus, such as a candle, ash tray, incense or other similar material.
- Do not place a water containing vessel on this apparatus, as this can result in a risk of fire or electric shock.
- Do not expose this apparatus to rain or place it near water (near a bathtub, washbowl, kitchen sink, or laundry tub, in a wet basement, or near a swimming pool etc.). If this apparatus accidentally gets wet, unplug it and contact an authorized dealer immediately.

You can clean this apparatus with damp cloth when necessary, but be sure to unplug the apparatus first.
- Do not expose this apparatus set to extreme temperature conditions or to extreme humidity conditions.
- This apparatus use batteries. In your community there might be regulations that require you to dispose these batteries properly under environmental considerations. Please contact your local authorities for disposal or recycling information.
- To cut off the power source, unplug this apparatus from the wall outlet.
- Do not overload wall outlets, extension cords or convenience receptacles beyond their capacity, since this can result in fire or electric shock.
- Power-supply cords should be routed so that they are not likely to be walked on or pinched by items placed upon or against them, paying particular attention to cords at plugs, convenience receptacles, and the point where they exit from the appliance.
- To protect this apparatus from a lightning storm, or when it is left unattended and unused for long periods of time, unplug it from the wall outlet and disconnect the antenna or cable system. This will prevent damage to the set due to lightning and power line surges.
- Before connecting the AC power cord to the DC adapter outlet, make sure the voltage designation of the DC adapter corresponds to the local electrical supply.
- Never insert anything metallic into this apparatus openings. Doing so may create the danger of electric shock.
- To avoid electric shock, never touch the inside of this apparatus. Only a qualified technician should open this apparatus's case.
- Be sure to hold the plug, not the cord, when disconnecting this apparatus from an electric socket.
- Locate this apparatus near an easily accessible AC outlet.
- If this apparatus does not operate normally - in particular, if there are any unusual sounds or smells coming from it - unplug it immediately and contact an authorized dealer or service center.
- Unplug this apparatus from the AC outlet before any service.
- Be sure to pull the power plug out of the outlet if the TV is to remain unused or you are to leave the house for an extended period of time (especially when children, elderly or disabled people will be left alone in the house).
 - Accumulated dust can cause an electric shock, an electric leakage or a fire by causing the power cord to generate sparks and heat or deteriorating the insulation.



Avertissement! Consignes de sécurité importantes

(Avant toute installation de votre produit Samsung,
veuillez lire les sections correspondant aux inscriptions qui figurent sur ce dernier.)

ATTENTION

RISQUE D'ELECTROCUTION NE PAS OUVRIR

ATTENTION : POUR REDUIRE LES RISQUES D'ELECTROCUTION, NE RETIREZ PAS LE CAPOT (NI LE PANNEAU ARRIERE), A L'INTERIEUR DE L'APPAREIL. AUCUNE PIECE NE PEUT ETRE REPARÉE PAR L'UTILISATEUR. POUR TOUT DEPANNAGE, ADRESSEZ-VOUS A UN SPECIALISTE.



Ce symbole indique qu'une tension élevée est présente à l'intérieur de l'appareil. Tout contact avec une pièce située à l'intérieur de cet appareil est dangereux.



Ce symbole vous prévient qu'une documentation importante relative au fonctionnement et à l'entretien est fournie avec le produit.

- Les fentes et les ouvertures ménagées dans le boîtier ainsi qu'à l'arrière et au-dessous de l'appareil assurent la ventilation de ce dernier.
Afin de garantir le bon fonctionnement de l'appareil et éviter les risques de surchauffe, ces fentes et ouvertures ne doivent être ni obstruées ni couvertes.
 - Ne couvrez pas les fentes et les ouvertures avec un morceau de tissu ou tout autre objet.
 - Ne les obstruez pas non plus en plaçant l'appareil sur un lit, un canapé, un tapis ou toute autre surface apparentée.
 - Ne placez pas l'appareil dans un environnement clos tel qu'une bibliothèque ou une armoire encastrée, sauf si une ventilation adéquate est prévue.
- Ne placez pas l'appareil à proximité ou au-dessus d'un radiateur ou d'une bouche d'air chaud, de même que dans un endroit exposé à la lumière directe du soleil.
- Ne placez pas de sources de chaleur sur l'appareil, telles qu'une bougie, un cendrier, de l'encens.
- Ne placez aucun récipient d'eau sur l'appareil car cela représente un risque d'incendie ou de décharge électrique.
- N'exposez pas l'appareil à la pluie et ne le placez pas à proximité d'une source d'eau, par exemple une baignoire, un lavabo, un évier, un bac de lavage, un sous-sol humide, une piscine, etc. Si l'appareil vient à être mouillé par accident, débranchez-le et contactez immédiatement un revendeur agréé.
Si nécessaire, après vous être assuré de l'avoir débranché, vous pouvez nettoyer l'appareil à l'aide d'un chiffon humide.
- N'exposez pas l'appareil à des conditions de température ou d'humidité extrêmes.
- Cet appareil peut fonctionner sur piles. Dans un souci de préservation de l'environnement, la réglementation locale prévoit peut-être des mesures spécifiques de récupération des piles usagées. Veuillez donc contacter les autorités compétentes afin d'obtenir des informations sur la mise au rebut ou le recyclage des piles.
- Pour couper l'alimentation, débranchez l'appareil de la prise murale.
- Evitez de surcharger les prises murales, les rallonges et les prises multiples car cela entraîne un risque d'incendie ou de décharge électrique.
- Les cordons d'alimentation doivent être déroulés de sorte qu'aucun objet placé sur ou contre eux ne les chevauche ou les pince. Accordez une attention particulière aux cordons au niveau des fiches, des prises et de la sortie de l'appareil.
- En cas d'orage, ou bien lorsque vous vous absentez ou n'utilisez pas votre appareil pendant une longue période, débranchez celui-ci de la prise murale et débranchez également le câble d'antenne ou le cordon de connexion au réseau câblé. Ces précautions éviteront que l'appareil ne soit endommagé par la foudre ou par des surtensions.
- Avant de raccorder le cordon d'alimentation CA à la prise de l'adaptateur CC, vérifiez que la tension indiquée sur ce dernier correspond bien à la tension délivrée par le réseau électrique local.
- N'insérez aucun objet métallique dans les ouvertures de l'appareil. vous risqueriez de recevoir une décharge électrique.
- Afin d'éviter tout risque d'électrocution, ne mettez jamais les doigts à l'intérieur de l'appareil. Seul un technicien qualifié est habilité à ouvrir le boîtier de l'appareil.
- Assurez-vous de tirer sur la fiche et non sur le cordon lorsque vous débranchez l'appareil d'une prise électrique.
- Placez l'appareil à proximité d'une prise CA facile d'accès.
- Si l'appareil ne fonctionne pas normalement, en particulier s'il émet des odeurs ou des sons anormaux, débranchez-le immédiatement et contactez un revendeur ou un centre de dépannage agréé.
- Débranchez l'appareil de la prise CA avant toute réparation.
- Veillez à bien débrancher le cordon d'alimentation si la télévision doit rester inutilisée, ou lorsque vous quittez votre domicile, pendant une période assez longue (et plus spécialement si des enfants, des personnes âgées ou des majeurs incapables doivent rester seuls à votre domicile).
 - L'accumulation de poussières peut provoquer une électrocution, une perte d'énergie, ou un incendie induit par le cordon d'alimentation, dû à des variations de tension, une surchauffe ou une détérioration de l'isolation.



Advertencia! Instrucciones importantes de seguridad

(Lea la sección apropiada que corresponde a la marca del producto Samsung antes de intentar instalar el producto.)

PRECAUCIÓN

PELIGRO DE DESCARGA ELÉCTRICA NO ABRIR

PRECAUCIÓN: PARA REDUCIR EL PELIGRO DE DESCARGA ELÉCTRICA, NO RETIRE LA CUBIERTA. NO HAY PIEZAS EN EL INTERIOR QUE PUEDA REPARAR EL USUARIO. CONSULTE AL PERSONAL CUALIFICADO DE SERVICIO TÉCNICO.



Este símbolo indica la presencia de alto voltaje en el interior. Es peligroso entrar en contacto con cualquier pieza interior de este producto.



Este símbolo le alerta de que con este producto se incluye documentación importante correspondiente al funcionamiento y mantenimiento.

- Las ranuras y aberturas existentes en la unidad y en la parte trasera o inferior se facilitan para proporcionar la ventilación necesaria.
Para garantizar el funcionamiento fiable de este aparato, y para protegerlo frente a sobrecalentamiento, estas ranuras y aberturas nunca deben bloquearse ni cubrirse.
 - No cubra las ranuras y aberturas con un paño o con cualquier otro material.
 - No bloquee las ranuras ni aberturas colocando este aparato sobre la cama, sofá, alfombra o superficie similar.
 - No coloque este aparato en un espacio cerrado, como una librería, o un armario empotrado, a menos que se proporcione una ventilación correcta.
- No coloque este aparato cerca o sobre un radiador o una rejilla de aire caliente, o en lugares expuestos a luz solar directa.
- No coloque fuentes de calor en este aparato, como una vela, un cenicero, incienso o material similar.
- No coloque recipientes con agua sobre este aparato, ya que podría representar riesgo de incendio o descarga eléctrica.
- No exponga este aparato a la lluvia ni lo coloque cerca de agua (cerca de una bañera, lavabo, fregadero o lavadero, en un sótano húmedo ni cerca de una piscina o similar).
Si este aparato accidentalmente se moja, desenchúfelo y póngase en contacto inmediatamente con un autorizado.
Puede limpiar este aparato con un paño húmedo cuando sea necesario, pero asegúrese de desenchufar primero el aparato.
- esponga este aparato a condiciones de temperatura o humedad extremas.
- Este aparato utiliza baterías. En su comunidad puede que existan normativas que requieran la disposición de estas baterías de forma adecuada bajo consideraciones ambientales.
Póngase en contacto con las autoridades locales para obtener información sobre desecho y reciclaje.
- Para cortar la fuente de alimentación, desenchufe este aparato de la toma mural.
- No sobrecargue las tomas murales, los alargadores ni los receptáculos correspondientes por encima de su capacidad, ya que esto puede generar incendios o descargas eléctricas.
- Los cables de alimentación y protección deben colocarse de forma que no puedan pisarse ni quedar atrapados por objetos encima o contra ellos, poniendo especial atención en los cables cerca del enchufe, los receptáculos de los electrodomésticos y el punto en el que salen del aparato.
- Para proteger este aparato durante una tormenta eléctrica o cuando no lo utilice durante largos periodos de tiempo, desenchúfelo de la toma de la pared y desconecte la antena o el cable del sistema. Esto evitará que el equipo se dañe por rayos o picos de tensión de la línea eléctrica.
- Antes de conectar el cable de alimentación de CA a la toma del adaptador de CC, asegúrese de que la designación del voltaje del adaptador de CC corresponde a la fuente eléctrica local.
- Nunca inserte nada metálico en las aberturas del aparato. Hacerlo así puede crear peligros de descarga eléctrica.
- Para evitar descarga eléctrica, no toque nunca el interior de este aparato. Sólo un técnico cualificado debe abrir el alojamiento del aparato.
- Asegúrese de sujetar el enchufe, no el cable, al desconectar este aparato de la toma eléctrica.
- Sitúe este aparato cerca de una toma de CA de fácil acceso.
- Si este aparato no funciona normalmente, en concreto, si emite sonidos extraños o desprende olores desde el interior, desenchúfelo inmediatamente y póngase en contacto con el distribuidor autorizado o el centro de servicio técnico.
- Desenchufe este aparato de la toma de CA antes de realizar cualquier operación de servicio.
- Asegúrese de desconectar el enchufe de alimentación de la toma de corriente si la TV ha dejado de utilizarse, o desea salir de casa, durante un largo período de tiempo (especialmente cuando sea necesario dejar solos en casa a niños, ancianos o personas incapacitadas).
 - El polvo acumulado puede provocar una descarga eléctrica, un cortocircuito o un fuego, haciendo que el cable eléctrico genere chispas y calor, o deteriorando la funda protectora.

Achtung! Wichtige Sicherheitshinweise

(Bitte lesen Sie den Ihrem Samsung Gerät
entsprechenden Abschnitt, bevor Sie dieses installieren.)

ACHTUNG

STROMSCHLAGEGFAHR NICHT ÖFFNEN

ACHTUNG: ABDECKUNG ODER RÜCKWAND NICHT ÖFFNEN!
STROMSCHLAGEGFAHR! IM GERÄTEINNEREN BEFINDEN SICH KEINE
VOM BENUTZER ZU WARTENDEN TEILE. LASSEN SIE REPARATUREN NUR
VON QUALIFIZIERTEM KUNDENDIENSTPERSONAL DURCHFÜHREN.



Dieses Symbol weist auf eine hohe Spannung im Inneren des Geräts hin. Das Berühren von Teilen im Geräteinneren ist gefährlich.



Dieses Symbol weist darauf hin, dass diesem Gerät wichtige Anweisungen zu Betrieb und Wartung beigelegt sind.

- Die Schlitze und Öffnungen im Gehäuse und in der Rückwand oder im Boden sind für die Belüftung erforderlich.
Um den zuverlässigen Betrieb des Geräts zu gewährleisten und es vor Überhitzung zu schützen, dürfen diese Öffnungen keinesfalls blockiert oder bedeckt werden.
 - Bedecken Sie die Schlitze und Öffnungen nicht mit einem Tuch oder anderen Materialien.
 - Schlitze und Öffnungen dürfen keinesfalls blockiert werden, indem das Gerät auf ein Bett, Sofa, einen Teppich oder eine ähnliche Oberfläche gestellt wird.
 - Stellen Sie das Gerät nicht in abgeschlossene Räume wie z. B. in ein Bücherregal oder einen Einbauschränk. Dieser Einbau ist nur dann zulässig, wenn für ausreichende Belüftung gesorgt wird.
- Außerdem darf das Gerät keinesfalls in der Nähe oder über einem Radiator oder Heizkörper aufgestellt werden, oder an Orten, an denen es direkter Sonneneinstrahlung ausgesetzt ist.
- Stellen Sie keine Wärmequelle auf das Gerät wie z. B. Kerzen, Aschenbecher, Räucherstäbchen oder vergleichbare Materialien.
- Stellen Sie keine mit Flüssigkeit gefüllte Behälter auf das Gerät, da dies zu einem Brand oder Stromschlag führen kann.
- Setzen Sie das Gerät keinesfalls Regen aus und stellen Sie es nicht in der Nähe von Wasser auf (Badewanne, Küchenspüle, feuchter Keller, Schwimmbecken usw.). Falls das Gerät dennoch Nässe ausgesetzt wurde, trennen Sie es von der Stromversorgung und wenden Sie sich umgehend an Ihren örtlichen Vertreter.
Sie können das Gerät, falls erforderlich, mit einem feuchten Tuch reinigen. Trennen Sie es davor unbedingt von der Stromversorgung.
- Setzen Sie das Gerät nicht extremen Temperaturbedingungen oder extremen Feuchtigkeitsbedingungen aus.
- Für dieses Gerät benötigen Sie Batterien.
Entsorgen Sie die Batterien gemäß den regionalen Umweltschutzbestimmungen.
- Um das Gerät von der Stromversorgung zu trennen ziehen Sie den Stecker aus der Steckdose.
- Überlasten Sie Steckdosen, Verlängerungskabel und Mehrfachstecker keinesfalls, da dies zu einem Brand oder Stromschlag führen kann.
- Netzkabel müssen so verlegt werden, dass niemand auf das Kabel treten kann oder es durch Gegenstände gequetscht wird, die auf dem Kabel stehen oder gegen das Kabel drücken. Besondere Aufmerksamkeit muss den Bereichen um Stecker, Steckdosen und dem Punkt zukommen, an dem das Netzkabel aus dem Gerät herausgeführt wird.
- Zum Schutz des Geräts bei einem Gewitter oder längerem Nichtbetrieb trennen Sie das Gerät vom Netz.
Trennen Sie darüber hinaus das Antennenkabel vom Gerät. Auf diese Weise werden Schäden durch Blitzschlag oder Spannungsstöße vermieden.
- Stellen Sie sicher, dass die Nennspannung des Netzteils für die örtliche Stromversorgung geeignet ist, bevor Sie das Netzkabel an die Stromversorgung anschließen.
- Stecken Sie keinesfalls metallische Gegenstände in die Öffnungen des Geräts.
Dies kann zu Stromschlägen führen.
- Berühren Sie keinesfalls Bauteile im Geräteinneren, um Stromschläge zu vermeiden.
Das Gerät darf nur von einem qualifizierten Techniker geöffnet werden.
- Ziehen Sie beim Trennen des Gerätes von der Stromversorgung nicht am Netzkabel sondern am Stecker.
- Stellen Sie das Gerät der Nähe einer leicht zugänglichen Steckdose auf.
- Wenn das Gerät nicht einwandfrei funktioniert, insbesondere beim Auftreten ungewöhnlicher Geräusche oder Gerüche aus dem Inneren, trennen Sie es unverzüglich von der Stromversorgung und wenden Sie sich umgehend an Ihren örtlichen Vertreter.
- Trennen Sie das Gerät vor jeder Wartung oder Reinigung von der Stromversorgung.
- Achten Sie darauf, dass der Netzstecker gezogen wird, wenn das Fernsehgerät nicht benutzt werden soll oder Sie längere Zeit abwesend sind (besonders wenn Kinder, ältere oder behinderte Menschen allein im Haus gelassen werden).
 - Angesammelter Staub kann bei Funken- und Hitzebildung oder Beschädigung der Isolation einen Stromschlag, elektrischen Kriechstrom oder einen Brand verursachen.



Aviso! Instruções de segurança importantes

(Leia a secção adequada que corresponde à marca no produto Samsung antes de tentar instalar o produto.)

CUIDADO

RISCO DE CHOQUE ELÉCTRICO NÃO ABRIR

CUIDADO-PARA REDUZIR O RISCO DE CHOQUE ELÉCTRICO, NÃO RETIRE A TAMPA (NEM A PARTE TRASEIRA). NO INTERIOR DO TELEVISOR NÃO EXISTEM PEÇAS QUE POSSAM SER REPARADAS PELO UTILIZADOR. A ASSISTÊNCIA SÓ PODE SER EFECTUADA POR TÉCNICOS QUALIFICADOS.



Este símbolo indica a existência de alta tensão no interior do televisor. É perigoso tocar em qualquer parte no interior do produto.



Este símbolo informa-o de que este produto inclui literaturaimportante sobre o respectivo funcionamento e manutenção.

- As ranhuras e aberturas na caixa e na parte posterior ou inferior permitem a ventilação necessária. Para garantir o funcionamento correcto do aparelho e para o proteger do sobreaquecimento, nunca deve bloquear ou tapar estas ranhuras e aberturas.
 - Não tape as ranhuras e aberturas com panos ou outros materiais.
 - Não bloqueie as ranhuras e aberturas colocando o aparelho numa cama, sofá, tapete ou outra superfície semelhante.
 - Não coloque este aparelho num espaço fechado, como uma estante ou um armário embutido, a menos que tenha ventilação adequada.
- Não coloque este aparelho perto ou por cima de um radiador, sistema de aquecimento ou num local em que esteja exposto à incidência directa dos raios solares.
- Não coloque fontes de calor em cima do aparelho, como velas, cinzeiros, incensos ou outros materiais semelhantes.
- Não coloque recipientes com água em cima do aparelho, porque pode provocar um incêndio ou choque eléctrico.
- Não exponha o aparelho à chuva nem coloque em locais perto de água (perto de uma banheira, lavatório, lava-loiça, tubo da máquina de lavar a loiça, piscina ou numa cave com humidade). Se molhar acidentalmente o aparelho, desligue-o da ficha e contacte de imediato o revendedor autorizado. Quando for necessário, pode limpar o aparelho com um pano húmido, mas certifique-se de que primeiro desliga o aparelho da ficha.
- Não exponha o aparelho a condições de temperatura ou humidade extremas.
- Este aparelho tem pilhas. Deite fora as pilhas adequadamente de acordo com as considerações ambientais existentes no seu país. Contacte as autoridades locais para obter informações sobre a destruição ou reciclagem de pilhas.
- Para desligar a fonte de alimentação, retire a ficha do aparelho da tomada de parede.
- Não sobrecarregue tomadas de parede, extensões nem receptáculos, porque pode provocar um incêndio ou choque eléctrico.
- Deve colocar os cabos de alimentação de forma a não serem pisados nem entalados por objectos, tendo em especial atenção os cabos ligados a fichas, a receptáculos e ao ponto de onde os cabos saem do aparelho.
- Para proteger o aparelho de trovoadas, ou quando não for utilizá-lo durante longos períodos de tempo, desligue o aparelho da tomada de parede e desligue a antena ou o sistema de televisão por cabo. Deste modo, o aparelho não sofre eventuais danos provocados por raios e descargas em cabos de alta tensão.
- Antes de ligar o cabo de alimentação de CA à tomada do transformador de CC, certifique-se de que a designação de tensão do transformador de CC corresponde à alimentação eléctrica local.
- Nunca introduza objectos metálicos nas aberturas do aparelho. Se o fizer, pode provocar choques eléctricos.
- Para evitar choques eléctricos, nunca toque no interior do aparelho. A caixa do aparelho só deve ser aberta por técnicos qualificados.
- Quando desligar o aparelho da tomada, puxe pela ficha e não pelo cabo.
- Coloque o aparelho perto de uma tomada de CA de fácil acesso.
- Se o aparelho não funcionar normalmente - em particular, se o aparelho emitir ruídos ou cheiros invulgares - desligue o aparelho de imediato e contacte o revendedor autorizado ou centro de assistência técnica.
- Desligue o aparelho da tomada de CA antes de serem efectuados quaisquer serviços de assistência.
- Certifique-se de que retira a ficha de alimentação da tomada se o aparelho de televisão não for utilizado ou se o utilizador não estiver em casa durante um período de tempo longo (especialmente quando crianças, idosos ou pessoas com deficiências forem deixadas sozinhas em casa).
 - Poeira acumulada pode provocar um choque eléctrico, uma fuga eléctrica ou um incêndio, fazendo com que o fio de alimentação produza faíscas e aqueça ou deteriore o isolamento.



Avvertenza! Importanti istruzioni per la sicurezza

(Prima di installare il prodotto,
leggere la sezione che si riferisce al marchio presente sul vostro dispositivo Samsung.)

ATTENZIONE

RISCHIO DI SCARICHE ELETTRICHE NON APRIRE

ATTENZIONE: PER EVITARE IL RISCHIO DI SCOSSE ELETTRICHE, NON RIMUOVERE IL COPERCHIO (O IL PANNELLO POSTERIORE). ALL'INTERNO NON È PRESENTE ALCUNA PARTE RIPARABILE DALL'UTENTE. IN CASO DI RIPARAZIONI RIVOLGERSI A PERSONALE QUALIFICATO.

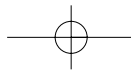


Questo simbolo indica la presenza di alta tensione all'interno. È pericoloso toccare qualunque parte interna del prodotto.



Questo simbolo informa che al prodotto è allegata della documentazione importante relativa al funzionamento e alla manutenzione.

- Le fessure e le aperture presenti sul telaio o nelle parti posteriore e inferiore garantiscono una ventilazione adeguata.
Per assicurare il funzionamento corretto del prodotto e proteggerlo dal surriscaldamento, le fessure e le aperture non devono mai essere bloccate o coperte.
 - Non coprire le fessure e le aperture con un panno o altri materiali.
 - Non bloccare le fessure e le aperture posizionando il dispositivo sul letto, sul divano, su una coperta o su superfici analoghe.
 - Non posizionare il dispositivo in uno spazio ristretto, quale ad esempio una libreria o un telaio incorporato, senza una ventilazione adeguata.
- Non posizionare il dispositivo vicino o sopra un radiatore o una valvola di regolazione del calore, né esporlo alla luce diretta del sole.
- Non posizionare sul dispositivo alcuna fonte di calore quali candele, portacenere, incenso o altri materiali simili.
- Non posizionare sul dispositivo recipienti pieni d'acqua per evitare il rischio di incendio o scosse elettriche.
- Non esporre il dispositivo alla pioggia né posizionarlo in luoghi con presenza di acqua (vasca da bagno, bacinella, lavello o lavatoio, pavimento bagnato, nei pressi di una piscina o in presenza di altre situazioni analoghe.).
Se il dispositivo entra accidentalmente in contatto con l'acqua, scollegarlo e contattare immediatamente un rivenditore autorizzato.
- Se necessario, è possibile pulire il dispositivo con un panno umido, ma solo dopo averlo scollegato.
- Non esporre l'unità a temperature o umidità eccessive.
- Questo dispositivo utilizza delle batterie. Il paese in cui si utilizza questo dispositivo potrebbe avere delle normative in materia di smaltimento delle batterie per la salvaguardia dell'ambiente.
Contattare le autorità locali per ottenere informazioni in merito a smaltimento e riciclaggio.
- Per disattivare l'alimentazione, scollegare il dispositivo dalla presa a parete.
- Non sovraccaricare la presa a parete, i cavi di prolunga o le altre prese utilizzate per non incorrere nel pericolo di incendio o scosse elettriche.
- I cavi di alimentazione devono essere posizionati in modo da non essere calpestati o schiacciati da oggetti collocati sopra o contro di essi, prestando particolare attenzione ai cavi in prossimità delle spine, delle prese utilizzate e del punto in cui escono dall'unità.
- Per proteggere il dispositivo durante un temporale, o quando viene lasciato incustodito e inutilizzato per lunghi periodi di tempo, staccarlo dalla presa a parete e scollegare l'antenna o il sistema via cavo.
Si evitano in questo modo danni all'unità provocati da fulmini o da picchi di corrente.
- Prima di collegare il cavo di alimentazione CA all'uscita dell'adattatore CC, accertarsi che l'indicazione di voltaggio presente sull'adattatore corrisponda al tipo di alimentazione elettrica locale.
- Non inserire alcuna parte metallica nelle aperture del dispositivo.
Ciò può generare pericolo di scosse elettriche.
- Per evitare la formazione di scosse elettriche, non toccare mai le parti interne del dispositivo.
Il telaio del dispositivo deve essere aperto solo da un tecnico qualificato.
- Quando il dispositivo viene scollegato dalla presa di corrente, accertarsi di afferrare la spina e non il cavo.
- Posizionare il dispositivo nei pressi di una presa CA facilmente accessibile.
- Se il dispositivo non funziona correttamente, in particolare se si avverte la presenza di rumori o odori insoliti, scollegarlo immediatamente e contattare un rivenditore autorizzato o il centro di assistenza tecnica.
- Scollegare il dispositivo dalla presa CA prima di eseguire qualsiasi intervento di manutenzione.
- Accertarsi di scollegare dalla presa di alimentazione la spina nel caso in cui la TV debba rimanere inutilizzata oppure si debba lasciare la casa per un periodo di tempo prolungato (in particolar modo quando ci sono bambini, anziani o persone disabili sole in casa).
 - L'accumulo di polvere può causare scosse elettriche, una dispersione elettrica o un incendio, provocando la generazione di calore e scintille dal cavo di alimentazione e il deteriorarsi dell'isolamento.



Осторожно! Важные правила техники безопасности

(Перед установкой изделия прочитайте соответствующий раздел с обозначениями на данном изделии Samsung.)

МЕРЫ ПРЕДОСТОРОЖНОСТИ

ОПАСНОСТЬ ПОРАЖЕНИЯ ЭЛЕКТРИЧЕСКИМ ТОКОМ НЕ ОТКРЫВАТЬ!

ВНИМАНИЕ: ЧТОБЫ ИЗБЕЖАТЬ ПОРАЖЕНИЯ ЭЛЕКТРИЧЕСКИМ ТОКОМ, НЕ ОТКРЫВАЙТЕ КРЫШКУ (ЗАДНИЮ КРЫШКУ). ВНУТРИ УСТРОЙСТВА НЕТ ЧАСТЕЙ, ОБСЛУЖИВАНИЕ КОТОРЫХ МОЖЕТ ПРОИЗВОДИТЬСЯ ПОЛЬЗОВАТЕЛЕМ. ВСЕ ОПЕРАЦИИ ПО ОБСЛУЖИВАНИЮ ДОЛЖНЫ ВЫПОЛНЯТЬСЯ ТОЛЬКО КВАЛИФИЦИРОВАННЫМИ СПЕЦИАЛИСТАМИ.

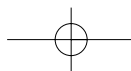


Данный символ означает, что внутри присутствует высокое напряжение. Опасно дотрагиваться до любых внутренних деталей изделия.



Данный символ означает, что к изделию прилагается вся необходимая литература по работе и обслуживанию.

- Прорези и отверстия в корпусе и на задней или нижней панели предназначены для вентиляции. Для обеспечения надежной работы устройства и предотвращения его перегрева эти отверстия нельзя закрывать или препятствовать току воздуха.
 - Не закрывайте прорези и отверстия тканью или другими материалами.
 - Запрещается закрывать эти отверстия, помещая изделие на кровать, диван, подстилку или аналогичную поверхность.
 - Не устанавливайте устройство внутри замкнутого объема, например, в книжном шкафу или во встроенном шкафу, если отсутствует надлежащая вентиляция.
- Не размещайте устройство около батареи или обогревателя или над ними, а также в местах, подверженных прямому солнечному свету.
- Не ставьте на устройство источники тепла, например, свечи, зольники, лампы и другие сходные с ними предметы.
- Не ставьте на устройство сосуды с жидкостями, это может привести к возгоранию или поражению электрическим током.
- Не подвергайте устройство воздействию дождя и не ставьте его около воды (около ванны, умывальника, кухонной мойки, бака для мойки, на влажное основание или рядом с бассейном). Если устройство случайно становится влажным, отсоедините его от сети и немедленно обратитесь к авторизованному дилеру. При необходимости устройство можно протирать влажной тканью, но перед этим его необходимо отсоединить от сети.
- Не подвергайте устройство воздействию очень высоких температур и очень высокой влажности.
- Питание данного устройства осуществляется от батарей. Могут существовать местные правила утилизации батарей в соответствии с требованиями по охране окружающей среды. За сведениями об утилизации обращайтесь в уполномоченные органы.
- Для отключения источника питания отсоедините устройство от розетки.
- Во избежание поражения электрическим током и возникновения пожара запрещается подключать чрезмерную нагрузку к розеткам сети питания и удлинительным кабелям.
- Кабели питания следует прокладывать в местах, где на них невозможно будет наступить или передавить тяжелыми предметами. Особенное внимание нужно уделить вилкам, розеткам и местам соединения кабеля питания с устройством.
- Для защиты устройства во время грозы, или если оно длительное время не используется или оставляется без присмотра, отсоедините устройство от розетки и отсоедините антенну или кабельную систему. Такая мера предосторожности предотвратит повреждение изделия в результате попадания молнии или из-за скачков напряжения в сети питания.
- Перед подсоединением кабеля питания переменного тока к адаптеру постоянного тока убедитесь, что допустимое напряжение адаптера соответствует напряжению электрической сети.
- Не вставляйте металлические предметы в отверстия устройства. Это может привести к поражению электрическим током.
- Чтобы избежать поражения электрическим током, не дотрагивайтесь до внутренних деталей устройства. Корпус устройства должен открывать только квалифицированный специалист.
- При отсоединении устройства от сети необходимо держаться за вилку, но не за кабель.
- Устройство следует размещать вблизи легкой доступной розетки сети переменного тока.
- Если устройство работает неправильно, в особенности если издается необычный шум или запах, немедленно отсоедините его от сети и обратитесь к авторизованному дилеру или в сервисный центр.
- Перед проведением обслуживания устройства отсоединяйте его от сети переменного тока.
- Обязательно отсоединяйте шнур питания от розетки, если Вы не собираетесь в ближайшее время использовать телевизор или уходите надолго (в особенности, если Вы оставляете без присмотра детей, престарелых или инвалидов).
 - Накопление пыли может приводить к поражению электрическим током, утечке электричества или пожару, так как при этом может происходить искрение, нагревание или нарушение изоляции шнура питания.



警告！重要安全指示

安裝本產品之前，請仔細閱讀與您的 Samsung 產品上之標記相應的適當章節。

注意

電擊危險，請勿打開

注意：為了減少電擊的危險，請勿卸下護蓋(或後蓋)。裝置內沒有使用者可維修之部件。讓合格的專業技術人員執行所有維修工作。



此符號標示內含高電壓。以任何形式與本產品內部之任何部件接觸均可導致危險。



此符號提醒您本產品有提供關於操作與維護的重要說明文件。

- 機殼與後蓋或底蓋上的槽口與開口均為提供必要的通風而設。為了確保本裝置之可靠操作以及避免它過熱，切勿堵塞或遮蔽這些槽口與開口。
 - 請勿使用衣料或其他材料遮蔽這些槽口與開口。
 - 請勿將本裝置放在床上、沙發、地毯或其他類似表面上而使這些槽口與開口被堵塞。
 - 請勿將本裝置放在空間狹窄封閉之處，例如書櫥或內建式壁櫥，除非具備足夠的正確通風設施。
- 請勿將本裝置放在靠近暖氣設備或散發熱的地方，或者陽光可以直射的地方。
- 請勿將熱源放在本裝置的上面，例如：蠟燭、煙灰缸、香或其他類似材料。
- 請勿將包含水的器具放在本裝置的上面，因為這將可能導致火患或電擊。
- 請勿將本裝置暴露在雨中或放在靠近水的地方（靠近浴缸、洗手盆、廚房水槽，或洗衣盆、潮濕的地下室，或靠近游泳池，等等）。如果本裝置被意外濺濕，請即刻斷開電源連接，然後聯絡授權的經銷商。在必要時，您可以用濕布清潔本裝置，但必須確定執行前已斷開本裝置的電源連接。
- 請勿將本裝置安裝在特別高溫或低溫，或濕度很大或很小的地方。
- 本裝置使用電池。根據環境的考量，您的社區可能有設立規定，要求您正確廢置這些電池。如需有關廢置或回收利用的資訊，請聯絡您的本地機構。
- 若要切斷電源，請從牆上插座拔下裝置電源線。
- 不要讓牆上插座、延伸線或便利盒超載，因為這將可能導致火患或電擊。
- 電源線的鋪設方式應該注意，不要讓它有可能被踩踏或被附近物件擠壓、特別留意插頭、便利盒的插頭電纜，以及從裝置出來的電纜。
- 若要保護本裝置免受閃電暴風雨襲擊或長期不使用本裝置時提供保護，請從牆上插座拔下電源線，然後斷開天線或電纜系統的連接。這將可以預防在發生閃電或電湧時對裝置的傷害。
- 將 AC 電源線連接到 DC 配接器之前，請確定 DC 配接器指定的電壓符合您本地的電源供應。
- 請勿將任何金屬物件插入本裝置的開口處。這樣做可能會導致電擊的危險。
- 為了防止電擊，請永遠不要碰觸裝置的內部。只有合格的專業技術人員可以打開本裝置的外箱。
- 從電源插座斷開本裝置的電源時，請握住插頭而不是電線。
- 將本裝置安裝在可以方便使用 AC 插座的地方。
- 如果本裝置未正常操作，特別是發出異常聲音或臭味時，請即刻斷開它的連接，然後聯絡授權的經銷商或服務中心。
- 開始進行任何保養服務之前，請從 AC 插座拔下此裝置的電源。
- 如果要讓電視維持不使用的狀態，或者您要長時間離開屋內（尤其當屋內只留下幼兒、老人或行動不便的人時），務必確實從插座中拔出電源插頭。
 - 累積的灰塵可能造成電擊、漏電，或因電線走火造成火災，並使絕緣體發熱或造成其品質敗壞。

警告！重要安全说明

安装产品前，请仔细阅读和您的 Samsung 产品上的标记相应的适当部分

注意

有电击的危险 请勿打开

注意：为减少电击的危险，请勿卸下机盖（或背面机盖）
内部没有用户可维修的部件。
请让合格的维修人员进行维修。



此符号表示内部存在高电压。
与产品内部任何部件的任何形式接触都是危险的。



此符号提醒您关于操作和保养本产品的重要文字
说明有随本产品提供。

- 机箱内和后部或底部的开槽和洞孔是为了提供必要的通风而设计。
为了确保本设备的可靠操作和防止它过热，切勿堵塞或遮盖这些开槽和洞孔。
 - 不要用布或其他材料遮盖开槽和洞孔。
 - 不要将本设备放在床上、沙发、地毯或其他类似表面上而使开槽和洞孔被堵塞。
 - 不要将本设备放置在受限制的空间，如：书柜或嵌入的橱柜，除非有适当的通风条件。
 - 不要将本设备放置在电暖炉或暖气片附近或上方，或阳光可直射的地方
 - 不要将热源放置在本设备上，如：蜡烛、烟灰缸、香或其他类似材料。
 - 不要将有水的容器放置在本设备上，因为这样可以导致火灾或电击的危险。
 - 不要将本设备暴露在雨中或靠近水的地方（例如靠近浴缸、水盆、厨房水槽，或洗衣池、潮湿的地下室，或靠近游泳池）。
- 如果本设备意外被弄湿，请立即拔下电源插头然后联系授权经销商。
在必要时，您可以用湿布擦拭本设备，但请确定先拔下设备的电源插头
- 不要将本设备暴露于特别高温或特别潮湿的环境中。
 - 本设备有使用电池。基于环境的考量，您的国家可能会制定规章要求您正确处置这些电池。
请联系您本地的机构以了解关于处理或回收利用的信息。
 - 若要切断电源，请从墙上插座拔下本设备的电源插头。
 - 勿使墙上插座、延长电线或便利插座超载，因为这样可以导致火灾或电击。
 - 电源线应布置在不会被踩到或被上方或旁边物体挤压的位置，应特别注意插头处、便利插座处以及设备接出处的电线。
 - 为在雷电天气下或无人看管或长时间不用的情况下更好地保护本设备，请从墙上插座拔下其插头，并断开天线或电缆系统的连接。这样可以预防装置在雷电期间以及电源线路出现电涌的情况下被损坏。
 - 将交流电源线连接到直流电适配器插座前，请确定直流适配器的电压指示器符合您本地的电源供应。
 - 切勿将任何金属物件插入本设备的洞孔。这样做可能会制造电击的危险。
 - 为防止电击，切勿碰触本设备的内部。只有合格技术人员可以打开本设备的机盖。
 - 从电源插座断开本设备的连接时，请切记握住插头，而不是电线。
 - 将本设备放置在靠近可以方便使用交流电插座的地方。
 - 如果本设备操作不正常，特别是如果有发出任何不寻常的声音或气味的时候，请立即拔下电源插座然后联系授权经销商或服务中心。
 - 进行任何维修或服务前，请从墙上交流电源插座拔下此设备的插头。
 - 如果打算长时间将电视机搁置不用，或者您要离家外出（特别是有小孩、老人或残障人士被单独留在家中时），一定要将电源插头从插座中拔出。
 - 蓄积的灰尘可能会促使电源线发出火花和热量或者使绝缘老化，从而引起电击、漏电或者失火。

警告! 安全に関するご注意

(サムスン製品をインストールする前に、
製品の表示に対応する記載事項をお読みください。)

注意

感電する危険があります、カバーを開かないでください

注意: 感電の危険をなくすため、カバー（または背面）を外さないでください。内部には、ユーザーが対応可能な部品はありません。すべての修理は正規の修理担当者にご依頼ください。



この記号は、内部が高電圧であることを示しています。この製品の内部部品に触れると危険です。



この記号は、操作とメンテナンスに関する重要な文書がこの製品に付属していることを警告しています。

- キャビネットおよび背面または下部にあるスロットや開口部は、必要な換気を行うためのものです。この装置を正しく作動させるため、また過熱を防止するために、これらのスロットや開口部は絶対にふさがないでください。
 - スロットや開口部を布などで覆わないでください。
 - この装置をベッド、ソファ、ラグのようなものの上に置き、スロットや開口部をふさがないでください。
 - 適切な換気が行われている場合を除き、この装置を本箱などの限られたスペースや組込みキャビネット内部に置かないでください。
- この装置を暖房器具や温風吹出口の近くや上、または日光が直接あたる場所に置かないでください
- この装置の上にろうそく、灰皿、お香などの熱源を置かないでください。
- この装置の上に水を含んだ容器を置かないでください。火災や感電の危険があります。
- この装置を雨にあてないでください。また、浴槽、洗面台、流し、洗濯槽、湿った床、プールなど、水気の近くに置かないでください。この装置が万一濡れた場合は、プラグをコンセントから抜き、正規の販売店に直ちにご連絡ください。この装置は必要に応じて湿った布で拭くことができますが、その前に、装置のプラグをコンセントから抜いてください。
- この装置セットを厳しい温度条件や湿度条件のもとで使用しないでください。
- この装置では電池を使用しています。お住まいの地域によっては、環境を保護するために電池の適切な廃棄を求める規制が設けられている場合があります。廃棄およびリサイクルについては、担当当局にお問い合わせください。
- 電源を遮断する場合は、この装置のプラグをコンセントから抜いてください。
- 壁などのコンセントや延長コードに容量以上の過負荷をかけないでください。火災や感電の危険があります。
- 電源コードは、踏んだり、上に物を置き圧迫しないように通してください。特にプラグ部のコード、コンセント、および装置からコードが出る部分に注意してください。
- 装置を雷から保護するため、また長期間放置したり使用しない場合には、プラグをコンセントから抜き、アンテナおよびケーブル・システムを電力から切断してください。これは、雷や電線サージにより装置セットが損傷を受けるのを防止するためです。
- AC電源コードをDCアダプタ・コンセントに接続する前に、DCアダプタの電圧指定が使用地域の電源に対応していることを確認してください。
- {>この装置の開口部には金属性のものを絶対に入れないでください。感電の危険があります。
- 感電を防ぐために、この装置の内部には絶対に触れないでください。この装置のケースは、正規の修理担当者のみが開くことができます。
- この装置を電気ソケットから抜く場合は、コードではなくプラグを持ってください。
- この装置は、ACコンセントの近くに置いてください。
- この装置が正しく動作しない場合、特に、異音や異臭が発生している場合は、プラグをコンセントから直ちに抜き、正規の販売店または修理店にご連絡ください。
- 修理を受ける前に、この装置をACコンセントから抜いてください。
- 長期外出時は電源プラグをコンセントから抜いておいてください(特に子供、高齢者、体の不自由な方などがご自宅に残る場合)。
 - ほこりがたまると電源コードから火花が発生したり、過熱や絶縁劣化などによって、感電、漏電、火災などの原因となる恐れがあります。

Regulatory Compliance Statements

Your Samsung product is marked to indicate its compliance class

- Federal Communications Commission (FCC) - USA
- Industry Canada Equipment Standard for Digital Equipment (ICES-003) - Canada
- Voluntary Control Council for Interference (VCCI) - Japan
- Bureau of Standards Metrology and Inspection (BSMI) - Taiwan
- Ministry of Information and Communication (MIC) - Republic of Korea
- Italian Post Ministry (Homologation) - Italy

FCC Class A Notice

This device complies with part 15 of the FCC Rules. Operation is subject to the following two conditions:

1. This device may not cause harmful interference, and
2. This device must accept any interference received, including interference that may cause undesired operation.

NOTE:

This equipment has been tested and found to comply with the limits for a Class A digital device, pursuant to Part 15 of the FCC Rules. These limits are designed to provide reasonable protection against harmful interference when the equipment is operated in a commercial environment. This equipment generates, uses, and can radiate radio frequency energy and, if not installed and used in accordance with the instruction manual, may cause harmful interference to radio communications. Operation of this equipment in a residential area is likely to cause harmful interference in which case the user will be required to correct the interference at his own expense.

FCC Class B Notice

This device complies with part 15 of the FCC Rules. Operation is subject to the following two conditions:

1. This device may not cause harmful interference, and
2. This device must accept any interference received, including interference that may cause undesired operation.

NOTE:

This equipment has been tested and found to comply with the limits for a Class B digital device, pursuant to Part 15 of the FCC Rules. These limits are designed to provide reasonable protection against harmful interference in a residential installation. This equipment generates, uses and can radiate radio frequency energy and, if not installed and used in accordance with the instructions, may cause harmful interference to radio communications. However, there is no guarantee that interference will not occur in a particular installation. If this equipment does cause harmful interference to radio or television reception, which can be determined by turning the equipment off and on, the user is encouraged to try to correct the interference by one or more of the following measures:

- Reorient or relocate the receiving antenna.
- Increase the separation between the equipment and receiver.
- Connect the equipment into an outlet on a circuit different from that to which the receiver is connected.
- Consult the dealer or an experienced radio/TV technician for help.

User Information

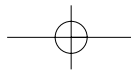
Changes or modifications not expressly approved by the party responsible for compliance could void the user's authority to operate the equipment. If necessary, consult with your dealer or an experienced radio/television technician for additional suggestions. You may find the booklet called How to Identify and Resolve Radio/TV Interference Problems helpful. This booklet was prepared by the Federal Communications Commission. It is available from the U.S. Government Printing Office, Washington, DC 20402, Stock Number 004-000-00345-4.

The party responsible for product compliance:

SAMSUNG ELECTRONICS CO., LTD.
America QA Lab of Samsung
3351 Michelson Drive
Suite #290, Irvine, CA92612 USA

Warning

User must use shielded signal interface cables to maintain FCC compliance for the product.
Provided with this monitor is a detachable power supply cord with IEC320 style terminations.
It may be suitable for connection to any UL Listed personal computer with similar configuration.
Before making the connection, make sure the voltage rating of the computer convenience outlet is the same as the monitor and that the ampere rating of the computer convenience outlet is equal or exceeds the monitor voltage rating.
For 120 Volt applications, use only UL Listed detachable power cord with NEMA configuration 5-15P type(parallel blades) plug cap. For 240 Volt applications use only UL Listed detachable power supply cord with NEMA configuration 6015P type(tandem blades) plug cap.
This television receiver provides display of television closed captioning in accordance with Section 15.119 of the FCC rules.(TV broadcast receivers with picture screens 13 inches or larger in diameter models only)



ICES-003 Class A Notice - Avis NMB-003, Classe A

This Class A digital apparatus complies with Canadian ICES-003.
Cet appareil numérique de la classe A est conforme à la norme NMB-003 du Canada.

ICES-003 Class B Notice - Avis NMB-003, Classe B

This Class B digital apparatus complies with Canadian ICES-003.
Cet appareil numérique de la classe B est conforme à la norme NMB-003 du Canada.

VCCI Class A Notice

この装置は、情報処理装置等電波障害自主規制協議会(VCCI)の基準に基づくクラスA情報技術装置です。
この装置を家庭環境で使用すると電波妨害を引き起こすことがあります。
この場合には使用者が適切な対策を講ずるよう要求されることがあります。

VCCI Class B Notice

この装置は、情報処理装置等電波障害自主規制協議会(VCCI)の基準に基づくクラスB情報技術装置です。
この装置は、家庭環境で使用することを目的としていますが、この装置がラジオやテレビジョン
受信機に近接して使用されると、受信障害を引き起こすことがあります。
取扱説明書に従って正しい取り扱いをして下さい。

BSMI Class A Notice

The following statement is applicable to products shipped to Taiwan and marked as Class A on the product compliance label.

警告使用者:
這是甲類資訊類產品,在居住環境中使用時,可能會造成射頻干擾,在這種情況下,
使用者會被要求採取某些適當的對策。



European Notice(Europe Only)

Products with the CE marking comply with the EMC Directive(89/336/EEC), (92/31/EEC), (93/68/EEC) and the Low Voltage Directive(73/23/EEC) issued by the Commission of the European Community.

Compliance with these directives implies conformity to the following European Norms:

- EN55022: Radio Frequency Interference
- EN55024: Electromagnetic Immunity of Information Technology Equipment
- EN61000-3-2: Power Line Harmonics
- EN61000-3-3: Voltage Fluctuations
- EN55013: Radio disturbance characteristics of broadcast receivers and associated equipments
- EN55020: Electromagnetic immunity of broadcast receivers and associated equipments

European Class A Warning

This is a class A product. In a domestic environment this product may cause radio interference in which case the user may be required to take adequate measures.(Class A product only)

A (MIC Class A Notice)



가

B (MIC Class B Notice)

가

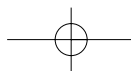
Italian Homologation Notice

Questo apparecchio e fabbricato in conformita al D.M.28.08.95 n.548
ed in particolare a quanto specificato nell Art.2, comma 1.

Questo apparecchio e fabbricato nella U.E. in conformita al D.M.28.08.95 n.548
Art.2, comma 1 ed al D.M.26.03.92 Art.1

-. For products produced in countries except European Community
Questo apparecchio e fabbricato in conformita al D.M.28.08.95 n.548
ed in particolare a quanto specificato nell Art.2, comma 1.

-. For products produced in European Community
Questo apparecchio e fabbricato nella U.E. in conformita al D.M.28.08.95 n.548
Art.2, comma 1 ed al D.M.26.03.92 Art.1



Important Safety Instructions(UL Only)

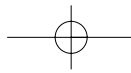
- 1) Read these instructions.
- 2) Keep these instructions.
- 3) Heed all warnings.
- 4) Follow all instructions.
- 5) Do not use this apparatus near water.
- 6) Clean only with dry cloth.
- 7) Do not block any ventilation openings, Install in accordance with the manufacturer's instructions.
- 8) Do not install near any heat sources such as radiators, heat registers, stoves, or other apparatus (including amplifiers) that produce heat.
- 9) Do not defeat the safety purpose of the polarized or grounding-type plug. A polarized plug has two blades with one wider than the other. A grounding type plug has two blades and a third grounding prong. The wide blade or the third prong are provided for your safety. If the provided plug does not fit into your outlet, consult an electrician for replacement of the obsolete outlet.
- 10) Protect the power cord from being walked on or pinched particularly at plugs, convenience receptacles, and the point where they exit from the apparatus.
- 11) Only use attachments/accessories specified by the manufacturer.
- 12) Use only with cart, stand, tripod, bracket, or table specified by the manufacturer, or sold with the apparatus. When a cart is used, use caution when moving the cart/apparatus combination to avoid injury from tip-over.
- 13) Unplug this apparatus during lightning storms or when unused for long periods of time.
- 14) Refer all servicing to qualified service personnel. Servicing is required when the apparatus has been damaged in any way, such as power-supply cord or plug is damaged, liquid has been spilled or objects have fallen into the apparatus, the apparatus has been exposed to rain or moisture, does not operate normally, or has been dropped.



WARNING: To prevent damage which may result in fire or electric shock hazard, do not expose this appliance to rain or moisture.

• *Optional*

1. Do not place the apparatus in a rack or bookcase. Ensure that there is adequate ventilation and that you've followed that manufacturer's instructions for mounting.(For PDP or Projection TV apparatus)
2. If you place the apparatus in a rack or bookcase, ensure that there is adequate ventilation and that you've followed the manufacturer's instructions.



Wiring the Mains Power Supply Plug(UK Only)

IMPORTANT NOTICE

The mains lead on this equipment is supplied with a moulded plug incorporating a fuse. The value of the fuse is indicated on the pin face of the plug and, if it requires replacing, a fuse approved to BSI1362 of the same rating must be used.

Never use the plug with the fuse cover omitted if the cover is detachable. If a replacement fuse cover is required, it must be of the same colour as the pin face of the plug. Replacement covers are available from your dealer.

If the fitted plug is not suitable for the power points in your house or the cable is not long enough to reach a power point, you should obtain a suitable safety approved extension lead or consult your dealer for assistance. However, if there is no alternative to cut off the plug, remove the fuse and then safely dispose of the plug. Do NOT connect the plug to a mains socket as there is a risk of shock hazard from the bared flexible cord.

IMPORTANT

The wires in the mains lead are coloured in accordance with the following code:

BLUE - NEUTRAL BROWN - LIVE

As these colours may not correspond to the coloured markings identifying the terminals in your plug, proceed as follows :

The wire coloured BLUE must be connected to the terminal marked with the letter N or coloured BLUE or BLACK.

The wire coloured BROWN must be connected to the terminal marked with the letter L or coloured BROWN or RED.

WARNING:

DO NOT CONNECT EITHER WIRE TO THE EARTH TERMINAL, WHICH IS MARKED WITH THE LETTER E OR BY THE EARTH SYMBOL , OR COLOURED GREEN OR GREEN AND YELLOW.

Russia Only - PCT Notice

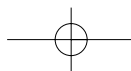


MPR II Compliance (MPR II applied model only)


This monitor complies with SWEDAC(MPR II) recommendations for reduced electric and magnetic fields.

• EPA applied model only

As an ENERGY STAR Partner, Samsung has determined that this product or product models meets the ENERGY STAR guidelines for energy efficiency.



TCO'95-Ecological requirements for personal computers (TCO'95 applied model only)



AB general requirements

AB2 Written Eco-document accompanying the products

Congratulations! You have just purchased a TCO'95 approved and labelled product! Your choice has provided you with a product developed for professional use. Your purchase has also contributed to reducing the burden on the environment and to the further development of environmentally-adapted electronic products.

Why do we have environmentally-labelled monitors?

In many countries, environmental labelling has become an established method for encouraging the adaptation of goods and services to the environment. The main problem as far as monitors and other electronic equipment are concerned is that environmentally harmful substances are used both in the products and during their manufacture. Since it has not been possible so far for the majority of electronic equipment to be recycled in a satisfactory way, most of these potentially damaging substances sooner or later enter Nature.

There are also other characteristics of a monitor, such as energy consumption levels, that are important from both the working and natural environment viewpoints. Since all types of conventional electricity generation have a negative effect on the environment (acidic and climate-influencing emissions, radioactive waste, etc.) it is vital to conserve energy. Electronic equipment in offices consumes an enormous amount of energy, since it is often routinely left running continuously.

What does labelling involve?

This product meets the requirements for the TCO'95 scheme, which provides for international environmental labelling of monitors. The labelling scheme was developed as a joint effort by the TCO (The Swedish Confederation of Professional Employees), Naturskyddsforeningen (The Swedish Society for Nature Conservation) and NUTEK (The National Board for Industrial and Technical Development in Sweden).

The requirements cover a wide range of issues: environment, ergonomics, usability, emission of electrical and magnetic fields, energy consumption and electrical and fire safety.

The environmental demands concern among other things restrictions on the presence and use of heavy metals, brominated and chlorinated flame retardants, CFCs (freons), and chlorinated solvents. The product must be prepared for recycling and the manufacturer is obliged to have an environmental plan, which must be adhered to in each country where the company conducts its operations policy.

The energy requirements include a demand that the monitor after a certain period of inactivity shall reduce its power consumption to a lower level, in one or more stages. The length of time to reactivate the monitor shall be reasonable for the user. Labelled products must meet strict environmental demands, for example in respect of the reduction of electric and magnetic fields, along with physical and visual ergonomics and good usability.

TCO Development Unit 1996-11-29

On the page this folder you will find a brief summary of the environmental requirements met by this product.

The complete environmental criteria document may be ordered from:

TCO Development Unit

S-11494 Stockholm

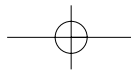
Sweden

Fax: +46 8 782 92 07

E-mail (Internet): development@tco.se

Current information regarding TCO'95-approved and labelled products may also be obtained via the Internet, using the address: <http://www.tco-info.com/>

TCO'95 is a co-operative project between(3 logos)



Environmental Requirements

Brominated flame retardants are present in printed circuit boards, cables, wires, casings and housings. In turn, they delay the spread of fire. Up to thirty percent of the plastic in a computer casing can consist of flame retardant substances. These are related to another group of environmental toxins, PCBs, which are suspected to give rise to similar harm, including reproductive damage in fish eating birds and mammals, due to the bioaccumulative processes.

Flame retardants have been found in human blood and researchers fear that disturbances in foetus development may occur.

TCO'95 demand requires that plastic components weighing more than 25 grams must not contain organically bound chlorine and bromine.

Lead

Lead can be found in picture tubes, display screens, solders and capacitors. Lead damages the nervous system and in higher doses, causes lead poisoning.

TCO'95 requirement Permits the inclusion of lead since no replacement has yet been developed.

Cadmium

Cadmium is present in rechargeable batteries and in the colour generating layers of certain computer displays. Cadmium damages the nervous system and is toxic in high doses.

TCO'95 requirement states that batteries may not contain more than 25 ppm (parts per million) of cadmium. The colour-generating layers of display screens must not contain any cadmium.

Mercury

Mercury is sometimes found in batteries, relays and switches. Mercury damages the nervous system and is toxic in high doses.

TCO'95 requirement states that batteries may not contain more than 25 ppm (parts per million) of mercury.

It also demands that no mercury is present in any of the electrical or electronics components concerned with the display unit.

CFCs (freons)

CFCs (freons) are sometimes used for washing printed circuit boards and in the manufacturing of expanded foam for packaging. CFCs break down ozone and thereby damage the ozone layer in the stratosphere, causing increased reception on Earth of ultraviolet light with consequent increased risks of skin cancer (malignant melanoma). The relevant TCO'95 requirement: Neither CFCs nor HCFCs may be used during the manufacturing of the product or its packaging.

The relevant TCO'95 requirement: Neither CFCs nor HCFCs may be used during the manufacturing of the product or its packaging.

TCO'99-Ecological requirements for personal computers (TCO'99 applied model only)



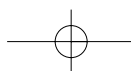
Congratulations!

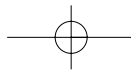
You have just purchased a TCO'99 approved and labelled product! Your choice has provided you with a product developed for professional use. Your purchase has also contributed to reducing the burden on the environment and also to the further development of environmentally adapted electronics products.

This product meets the requirements for the TCO'99 scheme which provides for an international environmental and quality labelling of personal computers. The labelling scheme was developed as a joint effort by the TCO (The Swedish Confederation of Professional Employees),

Svenska Naturskyddsforeningen (The Swedish Society for Nature Conservation), Statens Energimyndighet (The Swedish National Energy Administration) and SEMKO AB.

The requirements cover a wide range of issues: environment, ergonomics, usability, reduction of electric and magnetic fields, energy consumption and electrical safety.





Why do we have environmentally labelled computers?

In many countries, environmental labelling has become an established method for encouraging the adaptation of goods and services to the environment. The main problem, as far as computers and other electronics equipment are concerned, is that environmentally harmful substances are used both in the products and during their manufacture. Since it is not so far possible to satisfactorily recycle the majority of electronics equipment, most of these potentially damaging substances sooner or later enter nature.

There are also other characteristics of a computer, such as energy consumption levels, that are important from the viewpoints of both the work (internal) and natural (external) environments.

Since all methods of electricity generation have a negative effect on the environment (e.g. acidic and climate-influencing emissions, radioactive waste), it is vital to save energy. Electronics equipment in offices is often left running continuously and thereby consumes a lot of energy.

What does labelling involve?

The environmental demands has been developed by Svenska Naturskyddsforeningen (The Swedish Society for Nature Conservation). These demands impose restrictions on the presence and use of heavy metals, brominated and chlorinated flame retardants, CFCs (freons) and chlorinated solvents, among other things. The product must be prepared for recycling and the manufacturer is obliged to have an environmental policy which must be adhered to in each country where the company implements its operational policy.

The energy requirements include a demand that the computer and/or display, after a certain period of inactivity, shall reduce its power consumption to a lower level in one or more stages. The length of time to reactivate the computer shall be reasonable for the user.

Below you will find a brief summary of the environmental requirements met by this product.

The complete environmental criteria document may be ordered from:

TCO Development

SE-114 94 Stockholm, Sweden

Fax: +46 8 782 92 07

Email (Internet): development@tco.se

Current information regarding TCO'99 approved and labelled products may also be obtained via the Internet, using the address: <http://www.tco-info.com/>

Environmental requirements

Flame retardants

Flame retardants are present in printed circuit boards, cables, wires, casings and housings. Their purpose is to prevent, or at least to delay the spread of fire. Up to 30% of the plastic in a computer casing can consist of flame retardant substances. Most flame retardants contain bromine or chloride, and those flame retardants are chemically related to another group of environmental toxins, PCBs. Both the flame retardants containing bromine or chloride and the PCBs are suspected of giving rise to severe health effects, including reproductive damage in fish-eating birds and mammals, due to the bio-accumulative* processes. Flame retardants have been found in human blood and researchers fear that disturbances in foetus development may occur.

The relevant TCO'99 demand requires that plastic components weighing more than 25 grams must not contain flame retardants with organically bound bromine or chlorine. Flame retardants are allowed in the printed circuit boards since no substitutes are available.

Cadmium**

Cadmium is present in rechargeable batteries and in the colour-generating layers of certain computer displays. Cadmium damages the nervous system and is toxic in high doses. The relevant TCO'99 requirement states that batteries, the colour-generating layers of display screens and the electrical or electronics components must not contain any cadmium.

Mercury**

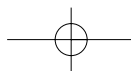
Mercury is sometimes found in batteries, relays and switches. It damages the nervous system and is toxic in high doses. The relevant TCO'99 requirement states that batteries may not contain any mercury. It also demands that mercury is not present in any of the electrical or electronics components associated with the labelled unit. There is however one exception. Mercury is, for the time being, permitted in the back light system of flat panel monitors as today there is no commercially available alternative. TCO aims on removing this exception when a Mercury free alternative is available.

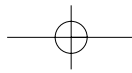
CFCs (freons)

The relevant TCO'99 requirement states that neither CFCs nor HCFCs may be used during the manufacture and assembly of the product. CFCs (freons) are sometimes used for washing printed circuit boards. CFCs break down ozone and thereby damage the ozone layer in the stratosphere, causing increased reception on earth of ultraviolet light with e.g. increased risks of skin cancer (malignant melanoma) as a consequence.

Lead**

Lead can be found in picture tubes, display screens, solders and capacitors. Lead damages the nervous system and in higher doses, causes lead poisoning. The relevant TCO'99 requirement permits the inclusion of lead since no replacement has yet been developed.





TCO'03-Ecological requirements for personal computers (TCO'03 applied model only)



Congratulations!

The display you have just purchased carries the TCO'03 Displays label. This means that your display is designed, manufactured and tested according to some of the strictest quality and environmental requirements in the world. This makes for a high performance product, designed with the user in focus that also minimizes the impact on our natural environment.

Some of the features of the TCO'03 Display requirements:

Ergonomics

Good visual ergonomics and image quality in order to improve the working environment for the user and to reduce sight and strain problems. Important parameters are luminance, contrast, resolution, reflectance, colour rendition and image stability.

Energy

Energy-saving mode after a certain time – beneficial both for the user and the environment
Electrical safety

Emissions

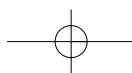
- Electromagnetic fields
- Noise emissions

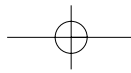
Ecology

- The product must be prepared for recycling and the manufacturer must have a certified environmental management system such as EMAS or ISO 14000
- Restrictions on
 - o chlorinated and brominated flame retardants and polymers
 - o heavy metals such as cadmium, mercury and lead.

The requirements included in this label have been developed by TCO Development in cooperation with scientists, experts, users as well as manufacturers all over the world. Since the end of the 1980s TCO has been involved in influencing the development of IT equipment in a more user-friendly direction. Our labelling system started with displays in 1992 and is now requested by users and IT-manufacturers all over the world.

For more information, Please visit www.tcodevelopment.com





TCO'03 Recycling Information (TCO'03 applied model only)

[European Residents Only]

For recycling information for TCO'03 certified monitors, for the residents in the following countries, please contact the company corresponding to your region of residence. For those who reside in other countries, please contact a nearest local Samsung dealer for recycling information for the products to be treated in environmentally acceptable way.

	U.S.A. Residents Only	European Residents Only		
	U.S.A.	SWEDEN	NORWAY	GERMANY
COMPANY	Solid Waste Transfer & Recycling Inc	ELKRETSEN	Elektronikkretur AS	vfw AG
ADDRESS	442 Frelinghuysen Ave Newark, NJ 07114	ELKRETSEN Box 1357, 111 83 Stockholm Barnhusgatan 3, 4 tr.	6454 Etterstad 0602 Oslo Fyrstikkalln 3B	Max Plank Strasse 42 50858 Collogne Germany
TELEPHONE	973-565-0181	08-545 212 90	23 06 07 40	49 0 2234 9587 - 0
FAX	Fax: 973-565-9485	08-545 212 99	23 06 07 41	
E-MAIL	none	info@el-kretsen.se	adm@elektronikkretur.no	vfw.info@vfw-ag.de
HOME PAGE	http://www.bcua.org/SolidWaste_Disposal.htm	http://www.el-kretsen.se/	http://www.elretur.no/	

Medical Requirement (Medical applied model only)



Classifications:

In accordance with UL 2601-1/IEC 60601-1, the product is classified as Continuous duty Class I equipment, which is not protected against ingress of liquids. The product is not suitable for use in the presence of a flammable anaesthetic mixture with air or with oxygen or nitrous oxide.

EMC

This equipment has been tested and found to comply with the limits for medical devices to the IEC 601-1-2:1994. These limits are designed to provide reasonable protection against harmful interference in a typical medical installation. This equipment generates, uses and can radiate radio frequency energy and, if not installed and used in accordance with the instructions, may cause harmful interference to other devices in the vicinity. However, there is no guarantee that interference will not occur in a particular installation. If this equipment does cause harmful interference to other devices, which can be determined by turning the equipment off and on, the user is encouraged to try to correct the interference by one or more of the following measures:

- Reorient or relocate the receiving device.
- Increase the separation between the equipment.
- Connect the equipment into an outlet on a circuit different from that to which the other device (s) are connected.
- Consult the manufacturer or field service technician for help.

Video In / RS 232 / Video Out

Accessories equipment connected to the analog and digital interfaces must be certified to the respective IEC standards (i.e. IEC 950 for data processing equipment and IEC 601-1 for medical equipment.) Furthermore all configurations shall comply with the system standard IEC 601-1-1.

Everybody who connects additional equipment to the signal input part or signal output part configures a medical system, and is therefore, responsible that the system complies with the requirements of the system standard IEC 601-1-1. If in doubt, consult the technical services department or your local representative.

Transport and Storage Limitations:

Temperature Range of -40°C to +70°C

Relative Humidity of 10 -95%, non-condensing

* Bio-accumulative is defined as substances which accumulate within living organisms.

** Lead, Cadmium and Mercury are heavy metals which are Bio-accumulative.

