

**SAMSUNG**

# **SCH-U940**

## **User's Guide**



## Intellectual Property

All Intellectual Property, as defined below, owned by or which is otherwise the property of Samsung or its respective suppliers relating to the SAMSUNG Phone, including but not limited to, accessories, parts, or software relating there to (the "Phone System"), is proprietary to Samsung and protected under federal laws, state laws, and international treaty provisions. Intellectual Property includes, but is not limited to, inventions (patentable or unpatentable), patents, trade secrets, copyrights, software, computer programs, and related documentation and other works of authorship. You may not infringe or otherwise violate the rights secured by the Intellectual Property. Moreover, you agree that you will not (and will not attempt to) modify, prepare derivative works of, reverse engineer, decompile, disassemble, or otherwise attempt to create source code from the software. No title to or ownership in the Intellectual Property is transferred to you. All applicable rights of the Intellectual Property shall remain with SAMSUNG and its suppliers.

## Samsung Telecommunications America (STA), LLC

Headquarters: 1301 E. Lookout Drive Richardson, TX 75082

Customer Care Center: 1000 Klein St. Plano, TX 75074

Toll Free Tel: 1.888.987.HELP (4357)

Internet Address: <http://www.samsungusa.com>

©2007 Samsung Telecommunications America, LLC is a registered trademark of Samsung Electronics America, Inc. and its related entities.

Do you have questions about your Samsung Mobile Phone?

For 24 hour information and assistance, we offer a new FAQ/ARS System (Automated Response System) at: [www.samsungwireless.com/support](http://www.samsungwireless.com/support)

**CDMA Technology is licensed by QUALCOMM  
Incorporated under one or more of the following  
patents:**

4,901,307 5,109,390 5,267,262 5,416,797  
5,506,865 5,544,196 5,657,420 5,101,501  
5,267,261 5,414,796 5,504,773 5,535,239  
5,600,754 5,778,338 5,228,054 5,337,338  
5,710,784 5,056,109 5,568,483 5,659,569  
5,490,165 5,511,073

T9 Text Input is licensed by Tegic Communications and  
is covered by U.S.

Pat. 5,818,437, U.S. Pat. 5,953,541, U.S. Pat.  
6,011,554 and other patents  
pending.

Openwave® is a registered Trademark of Openwave,  
Inc.

RSA® is a registered Trademark RSA Security, Inc.

**Disclaimer of Warranties; Exclusion of Liability**

EXCEPT AS SET FORTH IN THE EXPRESS WARRANTY  
CONTAINED ON THE WARRANTY PAGE ENCLOSED  
WITH THE PRODUCT, THE PURCHASER TAKES THE  
PRODUCT "AS IS", AND SAMSUNG MAKES NO EXPRESS  
OR IMPLIED WARRANTY OF ANY KIND WHATSOEVER  
WITH RESPECT TO THE PRODUCT, INCLUDING BUT  
NOT LIMITED TO THE MERCHANTABILITY OF THE  
PRODUCT OR ITS FITNESS FOR ANY PARTICULAR  
PURPOSE OR USE; THE DESIGN, CONDITION OR  
QUALITY OF THE PRODUCT; THE PERFORMANCE OF  
THE PRODUCT; THE WORKMANSHIP OF THE PRODUCT  
OR THE COMPONENTS CONTAINED THEREIN; OR  
COMPLIANCE OF THE PRODUCT WITH THE  
REQUIREMENTS OF ANY LAW, RULE, SPECIFICATION  
OR CONTRACT PERTAINING THERETO. NOTHING  
CONTAINED IN THE INSTRUCTION MANUAL SHALL BE  
CONSTRUED TO CREATE AN EXPRESS OR IMPLIED  
WARRANTY OF ANY KIND WHATSOEVER WITH  
RESPECT TO THE PRODUCT. IN ADDITION, SAMSUNG  
SHALL NOT BE LIABLE FOR ANY DAMAGES OF ANY  
KIND RESULTING  
FROM THE PURCHASE OR USE OF THE PRODUCT OR  
ARISING FROM THE BREACH OF THE EXPRESS  
WARRANTY, INCLUDING INCIDENTAL, SPECIAL OR  
CONSEQUENTIAL DAMAGES, OR LOSS OF  
ANTICIPATED PROFITS OR BENEFITS.



# Important safety precautions



Failure to comply with the following precautions may be dangerous or illegal.

## Drive safely at all times

Do not use a hand-held phone while driving. Park the vehicle first.

## Switch off the phone when refuelling

Do not use the phone at a refuelling point (service station) or near fuels or chemicals.

## Switch off in an aircraft

Wireless phones can cause interference. Using them in an aircraft is both illegal and dangerous.

## Switch off the phone near all medical equipment

Hospitals or health care facilities may be using equipment that could be sensitive to external radio frequency energy. Follow any regulations or rules in force.

## Interference

All wireless phones may be subject to interference, which could affect their performance.

## Be aware of special regulations

Meet any special regulations in force in any area and always switch off your phone whenever it is forbidden to use it, or when it may cause interference or danger.


## Water resistance

Your phone is not water-resistant. Keep it dry.

## Sensible use

Use only in the normal position (held to the ear). Avoid unnecessary contact with the antenna when the phone is switched on.

## Emergency calls

Key in the emergency number for your present location, then press .

## Keep your phone away from small children

Keep the phone and all its parts, including accessories, out of the reach of small children.

## Accessories and batteries

Use only Samsung-approved batteries and accessories, such as headsets and PC data cables. Use of any unauthorized accessories could damage you or your phone and may be dangerous.

- The phone could explode if the battery is replaced with an incorrect type.
- Dispose of used batteries according to the manufacturer's instructions.



At very high volumes, prolonged listening to a headset can damage your hearing.


## Qualified service

Only qualified service personnel may repair your phone.

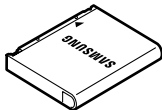
For more detailed safety information, see "Safety" on page 19.

## Unpack

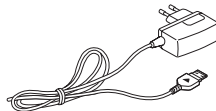
*Make sure you have each item*



Phone



Battery



Travel Adapter



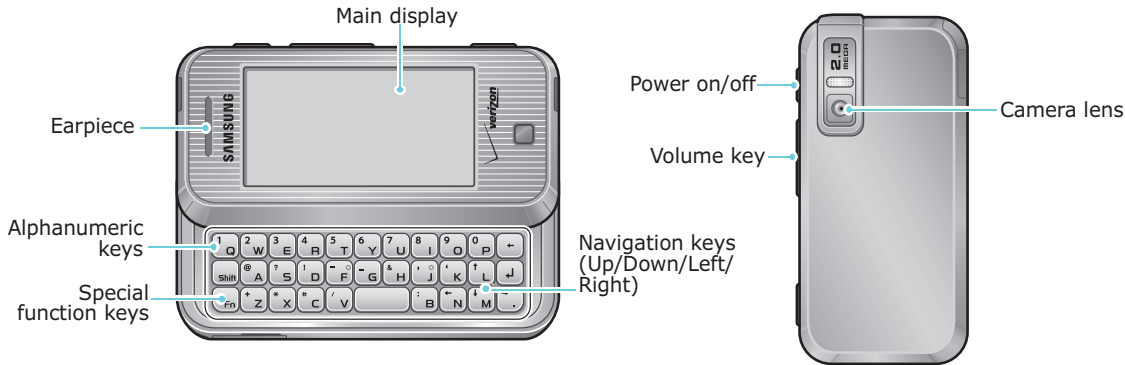
User's Guide

You can obtain various accessories from your local Samsung dealer.

- ☒ The items supplied with your phone and the accessories available at your Samsung dealer may vary, depending on your country or service provider.

## *Your phone*

*Keys, features, and locations*

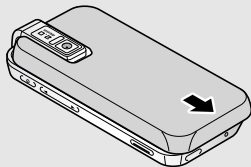


## Get started

First steps to operating your phone

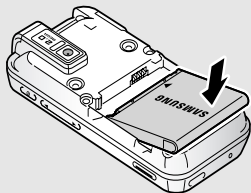
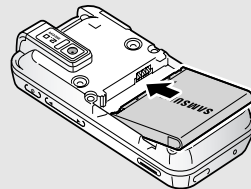
### Install and charge the phone

- 1 Remove the battery cover.



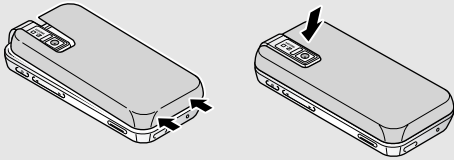
- ☒ If the phone is already on, first turn it off by pressing and holding **[END]**.

- 2 Install the battery.

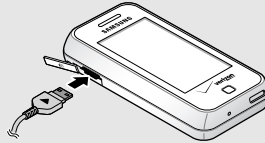




3 Reattach the cover.



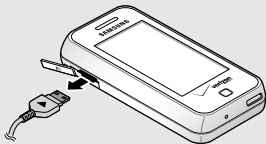
4 Plug the travel adapter into the phone.



5 Plug the adapter into a standard AC wall outlet.


6 When the phone is completely charged (the battery icon becomes still), unplug the adapter from the power outlet.

**7** move the adapter from the phone.



### Low battery indicator

When the battery is low:

- a warning tone sounds,
- the battery low message displays, and
- the empty battery icon  blinks.

If the battery level becomes too low, the phone automatically turns off. Recharge your battery.

## Power on or off

### Switch on

Do not switch on the phone when mobile phone use is prohibited.

1. Open the phone.

2. Press and hold [**END**] to turn on the phone.

### Switch off

1. Open the phone.

2. Press and hold [**END**].

## *Menu functions*

*All menu options listed*

### **Web**

The Wireless Application Protocol (WAP) browser on your phone allows you to access the wireless web. From the wireless web, you can access up-to-date information and a wide variety of media content, such as games, themes, ringtones, screensavers and music files.

Selecting this menu launches the web browser and accesses the homepage of your service provider.

To access this menu, press [**MENU OK**] in Idle mode and select **Web**.

### **Call History**

Use this menu to view the calls you have dialed, received, or missed.

To access this menu, press [**MENU OK**] in Idle mode and select **Call History**.

### **Outgoing Calls**

---

This menu displays the most recent calls you have dialed.

### **Incoming Calls**

---

This menu displays the most recent calls you have received.

### **Missed Calls**

---

This menu displays the most recent calls you did not answer.

### **Recent Calls**

---

This menu displays the most recent calls dialed, received, or missed.

## Media Player

Use this menu to play music or video files from a memory card or stream the files on a media channel.

To access this menu, press [**MENU OK**] in Idle mode and select **Media Player**.

## Channel Listing

---

You can access music or video files on channels supplied by your service provider and stream the files.

## Memory Card

---

You can access music or video files stored on a memory card

## Play List

---

You can access music or video files from a play list you have created.

## On Demand

Use this menu to easily retrieve the most popular web information. Using zip code, **On Demand** displays a variety of top categories such as news, sports, weather, money, and more, to tailored to your preferred area.

To access this menu, press [**MENU OK**] in Idle mode and select **On Demand**.

## Missed Alerts

When you are unable to acknowledge an alarm for scheduled items or alarm alerts, or when you have missed a call or an alert for a message, the phone stores the alarm or alert until you confirm it.

To access this menu, press [**MENU OK**] in Idle mode and select **Missed Alerts**.

## Music

Use this menu to access Music Store, an online music distribution site that lets you purchase and download music files to play on your phone.

To access this menu, press [**MENU OK**] in Idle mode and select **Music**.

## My Content

The **My Content** menu allows you to access games, themes, ringtones, screensavers, and various applications stored in your phone's memory. You can also manage the contents you have downloaded from the web.

To access this menu, press [**MENU OK**] in Idle mode and select **My Content**.

## Games

---

Use this menu to access and download games.

## Themes

---

Use this menu to access and download various themes.

## Ringers

---

Use this menu to access ringtones and sound clips you have downloaded from the wireless web.

## Screen Savers

---

Use this menu to access screensavers you have downloaded from the wireless web.

## Applications

---

Use this menu to access various applications you have downloaded from the wireless web.

## IM & Email

---

Use this menu to access instant messaging applications you have downloaded.

## **Call Tones**

---

Use this menu to access and download various call tones.

## **Messaging**

Use the **Messaging** menu to send and receive text messages, multimedia messages, and hand written messages.

To access this menu, press [**MENU OK**] in Idle mode and select **Massaging**.

## **Send Message**

---

Use this menu to create and send messages.

## **Text Message**

---

Use this menu to access messages you have received, sent, or which have failed in sending.

## **Picture Mail**

---

Use this menu to access multimedia messages you have received, sent, or saved.

## **VoiceSMS**

---

Use this menu to access voice SMS messages you have received.

## **IM & Email**

---

IM (Instant Messaging) service is a way of sending short, simple messages that are delivered immediately to users online at that moment. This menu provides you with access to popular instant messaging clients.

## **Voicemail**

---

Use this menu to connect to the voicemail server and access your voicemail.

## **Chat & Dating**

---

This menu provides you with access to wireless chatting services.

## Premium Msg

---

Use this menu to access premium messages including images, videos, and audio received from your service provider, or a third party provider. For further details on receiving this message, contact your service provider.

## Settings

---

Use this menu to set up various options for using the messaging services.

## Tools

Use this menu to access Bluetooth services, keep track of your schedule, create tasks, make memos, or set alarms. You can also use your phone as a countdown timer, world clock, and calculator.

To access this menu, press [**MENU OK**] in Idle mode and select **Tools**.

## Mass Storage

---

Use this menu to connect your phone to a PC and copy media files from/to a PC, as you would use an external memory disk.

## Voice Service

---

Your phone provides a set of powerful voice-enabled features that enhance its hands-free capabilities.

## Voice Memo

---

Use this menu to record voice memos.

## Bluetooth

---

### ***BluetoothAbout***

BluetoothBluetooth is a short-range wireless communications technology capable of exchanging information over a distance of about 30 feet without requiring a physical connection.

Unlike infrared, you don't need to line up the devices to beam information with Bluetooth. If the devices are within a range of one another, you can exchange information between them, even if they are located in different rooms.

## **HAC Mode**

To insure that the Hearing Aid Compatibility rating for your phone is maintained, secondary transmitters such as Bluetooth and WLAN components must be disabled during a call.

## **Planner**

---

Use this menu to keep track of your schedule, make your task list. You can also use your phone as a countdown timer.

## **Memo Pad**

---

Use this menu to make memos of important things you need to remember.

## **World Time**

---

Use this menu to find out the current time in another part of the world.

## **Alarm Clock**

---

Use this menu to set alarms to sound at specific times.

## **Calculator**

---

Use this menu to perform basic arithmetic functions, such as addition, subtraction, multiplication, and division.

## **Set Time**

---

Use this menu to set the current time and date.

## **Pictures**

You can use the camera module embedded in your phone to take photos and record videos.

To access this menu, press [**MENU OK**] in Idle mode and select **Pictures**.

## **Camera**

---

You can take photos using the camera module embedded in your phone.



## Camcorder

---

You can record a video of what is displayed on the camera screen and save it.

## Picture Mail

---

Use this menu to access multimedia messages you have received, sent, or saved.

## My Albums

---

Use this menu to access your photos or video clips in your phone's memory or on a memory card. You can also access your online album.

## Order Prints

---

Use this menu to send photos to a destination preset by your service provider, or a photo printing shop via Picture messaging service.

## PictBridge Print

---

Use this menu to print images via a Pictbridge-compatible printer.

## Settings and Info

---

Use this menu to change the default settings for using the camera or camcorder, or access your account or memory information.

## Contacts

You can store phone numbers with associated names in your phone's memory called Contacts to make it easy for you to make a call without having to remember the phone number.

To access this menu, press [**MENU OK**] in Idle mode and select **Contacts**.

## Find

---

Use this menu to search for numbers in Contacts.

## **Add New Entry**

---

Use this menu to add a new contact to Contacts.

## **Speed Dial #'s**

---

Once you have stored phone numbers in Contacts, you can set up to 98 speed-dial entries and then dial them easily by pressing and holding the associated one or two number keys.

## **Group**

---

Use this menu to organize your contacts in caller groups.

## **My Name Card**

---

Use this menu to create a name card and send it to other people.

## **Wireless Backup**

---

Use this menu to forward files or information on your phone directly to a Sprint data base. The information can be accessed easily online and synced with a computer.

## **Services**

---

Your phone is preprogrammed with contact numbers for various services.

## **Settings**

The **Settings** menu provides you with various setting options to customize the phone to your preferences and needs. You can also reset the settings to their default status. To access this menu, press [**MENU OK**] in Idle mode and select **Settings**.

## **Display**

---

Use this menu to change settings for the display and backlight.

## **Sounds**

---

Use this menu to customize various sound settings.

## **Power Vision**

---

Use this menu to change the settings for using Power Vision services or update the connection profile.

## **Voice Service**

---

Use this menu to customize settings for voice tools.

## **Wireless Backup**

---

Use this menu to customize settings for Wireless Backup.

## **Security**

---

Use this menu to protect the phone against unauthorized use.

## **Roaming**

---

This menu provides you with options for selecting a network.

## **Launch Pad**

---

You can use the Navigation keys as shortcuts to access specific menus directly from Idle mode. Use this menu to assign a shortcut to a key.

## **Others**

---

You can customize various phone settings.

## **Phone Info**




---

Use this menu to access your phone information.

## **Bluetooth**

---

Use this menu to change the Bluetooth settings.

- Check the signal strength indicator on the display (). The number of bars indicates the signal strength from strong () to weak ().
- Try moving the phone slightly or moving closer to a window if you are in a building.

**No number is dialed when you re-call a Contacts entry**

## *Solve problems*

### *Help and personal needs*

To save the time and expense of an unnecessary service call, perform the simple checks in this section before contacting a service professional.

### **“No Service,” “Network Failure,” or “Not Done” displays**

- The network connection has been lost. You may be in a weak signal area. Move and try again.
- You are trying to access an option for which you have no subscription with your service provider. Contact the service provider for further details.

### **You have entered a number but it was not dialed**

- Be sure that you have pressed **[TALK]**.
- Be sure that you have accessed the right cellular network.
- Be sure that you have not set an outgoing call barring option.

### **Your correspondent cannot reach you**

- Be sure that your phone is switched on. (**[END]** pressed for more than one second.)
- Be sure that you are accessing the correct cellular network.
- Be sure that you have not set an incoming call barring option.

### **Your correspondent cannot hear you speaking**

- Be sure that you have switched on the microphone.
- Be sure that you are holding the phone close enough to your mouth. The microphone is located at the bottom of the phone.

### **The phone starts beeping and “Warning Low Battery” flashes on the display**

- Your battery is insufficiently charged. Recharge the battery.

**The audio quality of the call is poor**

- Use the **Find** menu to ensure the number has been stored correctly.
- Re-store the number, if necessary.

**The battery does not charge properly or the phone sometimes turns itself off**

- Wipe the charging contacts both on the phone and on the battery with a clean soft cloth.

**If the above guidelines do not help you to solve the problem, take note of:**

- The model and serial numbers of your phone
- Your warranty details
- A clear description of the problem
- Then contact your local dealer or Samsung after-sales service.

## *Health and safety information*

### **Exposure to Radio Frequency (RF) Signals**

#### **Certification Information (SAR)**

Your wireless phone is a radio transmitter and receiver. It is designed and manufactured not to exceed the exposure limits for radio frequency (RF) energy set by the Federal Communications Commission (FCC) of the U.S. government. These FCC exposure limits are derived from the recommendations of two expert organizations, the National Council on Radiation Protection and Measurement (NCRP) and the Institute of Electrical and Electronics Engineers (IEEE). In both cases, the recommendations were developed by scientific and engineering experts drawn from industry, government, and academia after extensive reviews of the scientific literature related to the biological effects of RF energy.

The exposure limit set by the FCC for wireless mobile phones employs a unit of measurement known as the Specific Absorption Rate (SAR). The SAR is a measure of the rate of absorption of RF energy by the human body expressed in units of watts per kilogram (W/kg). The FCC requires wireless phones to comply with a safety limit of 1.6 watts per kilogram (1.6 W/kg). The FCC exposure limit incorporates a substantial margin of safety to give additional protection to the public and to account for any variations in measurements.

SAR tests are conducted using standard operating positions accepted by the FCC with the phone transmitting at its highest certified power level in all tested frequency bands. Although the SAR is determined at the highest certified power level, the actual SAR level of the phone while operating can be well below the maximum value. This is because the phone is designed to operate at multiple power levels so as to use only the power required to reach the network. In general, the closer you are to a wireless base station antenna, the lower the power output.

Before a new model phone is available for sale to the public, it must be tested and certified to the FCC that it does not exceed the exposure limit established by the FCC. Tests for each model phone are performed in positions and locations (e.g. at the ear and worn on the body) as required by the FCC. The highest SAR values for this model phone as reported to the FCC are: The highest SAR values for this model phone as reported to the FCC are Head: 0.683 W/Kg(CDMA), 1.08 (PCS), Body- worn: 0.878 W/Kg(CDMA), 0.796 (PCS).

Body worn operation, this model phone has been tested and meets the FCC RF exposure guidelines when used with a Samsung accessory designated for this product or when used with an accessory that contains no metal and that positions the handset a minimum of 1.5 cm from the body.

Non-compliance with the above restrictions may result in violation of FCC RF exposure guidelines.

SAR information on this and other model phones can be viewed on-line at [www.fcc.gov/oet/fccid](http://www.fcc.gov/oet/fccid). This site uses the phone FCC ID number, A3LSCHU940. Sometimes it may be necessary to remove the battery pack to find the number. Once you have the FCC ID number for a particular phone, follow the instructions on the website and it should provide values for typical or maximum SAR for a particular phone. Additional product specific SAR information can also be obtained at [www.fcc.gov/cgb/sar](http://www.fcc.gov/cgb/sar).

## **UL Certified Travel Adapter**

The Travel Adaptor for this phone has met applicable UL safety requirements. Please adhere to the following safety instructions per UL guidelines. FAILURE TO FOLLOW THE INSTRUCTIONS OUTLINED MAY LEAD TO SERIOUS PERSONAL INJURY AND POSSIBLE PROPERTY DAMAGE. IMPORTANT SAFETY INSTRUCTIONS - SAVE THESE INSTRUCTIONS. DANGER - TO REDUCE THE RISK OF FIRE OR ELECTRIC SHOCK, CAREFULLY FOLLOW THESE INSTRUCTIONS. FOR CONNECTION TO A SUPPLY NOT IN NORTH AMERICA, USE AN ATTACHMENT PLUG ADAPTOR OF THE PROPER CONFIGURATION FOR THE POWER OUTLET. THIS POWER UNIT IS INTENDED TO BE CORRECTLY ORIENTATED IN A VERTICAL OR HORIZONTAL OR FLOOR MOUNT POSITION.

## **Consumer Information on Wireless Phones**

The U.S. Food and Drug Administration (FDA) has published a series of Questions and Answers for consumers relating to radio frequency (RF) exposure from wireless phones. The FDA publication includes the following information:

### **What kinds of phones are the subject of this update?**

The term wireless phone refers here to hand-held wireless phones with built-in antennas, often called "cell," "mobile," or "PCS" phones. These types of wireless phones can expose the user to measurable radio frequency energy (RF) because of the short distance between the phone and the user's head. These RF exposures are limited by Federal Communications Commission safety guidelines that were developed with the advice of FDA and other federal health and safety agencies. When the phone is located at greater distances from the user, the exposure to RF is drastically lower because a person's RF exposure decreases rapidly with increasing

distance from the source. The so-called "cordless phones," which have a base unit connected to the telephone wiring in a house, typically operate at far lower power levels, and thus produce RF exposures well within the FCC's compliance limits.



### **Do wireless phones pose a health hazard?**

The available scientific evidence does not show that any health problems are associated with using wireless phones. There is no proof, however, that wireless phones are absolutely safe. Wireless phones emit low levels of radio frequency energy (RF) in the microwave range while being used. They also emit very low levels of RF when in the stand-by mode. Whereas high levels of RF can produce health effects (by heating tissue), exposure to low level RF that does not produce heating effects causes no known adverse health effects. Many studies of low level RF exposures have not found any biological effects. Some studies have suggested that some biological effects may occur, but such findings have not been confirmed by additional research. In some cases, other researchers have had difficulty in reproducing those studies, or in determining the reasons for inconsistent results.

### **What is FDA's role concerning the safety of wireless phones?**

Under the law, FDA does not review the safety of radiation-emitting consumer products such as wireless phones before they can be sold, as it does with new drugs or medical devices. However, the agency has authority to take action if wireless phones are shown to emit radio frequency energy (RF) at a level that is hazardous to the user. In such a case, FDA could require the manufacturers of wireless phones to notify users of the health hazard and to repair, replace or recall the phones so that the hazard no longer exists.

Although the existing scientific data do not justify FDA regulatory actions, FDA has urged the wireless phone industry to take a number of steps, including the following:

- "Support needed research into possible biological effects of RF of the type emitted by wireless phones;
- "Design wireless phones in a way that minimizes any RF exposure to the user that is not necessary for device function; and

- “Cooperate in providing users of wireless phones with the best possible information on possible effects of wireless phone use on human health.

FDA belongs to an interagency working group of the federal agencies that have responsibility for different aspects of RF safety to ensure coordinated efforts at the federal level. The following agencies belong to this working group:

- “National Institute for Occupational Safety and Health
- “Environmental Protection Agency
- “Federal Communications Commission
- “Occupational Safety and Health Administration
- “National Telecommunications and Information Administration

The National Institutes of Health participates in some interagency working group activities, as well.

FDA shares regulatory responsibilities for wireless phones with the Federal Communications Commission (FCC). All phones that are sold in the United States must comply with FCC safety guidelines that limit RF

exposure. FCC relies on FDA and other health agencies for safety questions about wireless phones.

FCC also regulates the base stations that the wireless phone networks rely upon. While these base stations operate at higher power than do the wireless phones themselves, the RF exposures that people get from these base stations are typically thousands of times lower than those they can get from wireless phones. Base stations are thus not the primary subject of the safety questions discussed in this document.

## **What are the results of the research done already?**

The research done thus far has produced conflicting results, and many studies have suffered from flaws in their research methods. Animal experiments investigating the effects of radio frequency energy (RF) exposures characteristic of wireless phones have yielded conflicting results that often cannot be repeated in other laboratories. A few animal studies, however, have suggested that low levels of RF could accelerate the development of cancer in laboratory animals. However, many of the studies that showed increased tumor development used animals that had been genetically engineered or treated with cancer-causing chemicals so as to be pre-disposed to develop cancer in absence of RF exposure. Other studies exposed the animals to RF for up to 22 hours per day. These conditions are not similar to the conditions under which people use wireless phones, so we don't know with certainty what the results of such studies mean for human health.

Three large epidemiology studies have been published since December 2000. Between them, the studies investigated any possible association between the use of wireless phones and primary brain cancer, glioma, meningioma, or acoustic neuroma, tumors of the brain or salivary gland, leukemia, or other cancers. None of the studies demonstrated the existence of any harmful health effects from wireless phones RF exposures. However, none of the studies can answer questions about long-term exposures, since the average period of phone use in these studies was around three years.

## **What research is needed to decide whether RF exposure from wireless phones poses a health risk?**

A combination of laboratory studies and epidemiological studies of people actually using wireless phones would provide some of the data that are needed. Lifetime animal exposure studies could be completed in a few years. However, very large numbers of animals would be needed to provide reliable proof of a cancer promoting effect if one exists. Epidemiological studies can provide data that is

directly applicable to human populations, but ten or more years' follow-up may be needed to provide answers about some health effects, such as cancer. This is because the interval between the time of exposure to a cancer-causing agent and the time tumors develop - if they do - may be many, many years. The interpretation of epidemiological studies is hampered by difficulties in measuring actual RF exposure during day-to-day use of wireless phones. Many factors affect this measurement, such as the angle at which the phone is held, or which model of phone is used.

### **What is FDA doing to find out more about the possible health effects of wireless phone RF?**

FDA is working with the U.S. National Toxicology Program and with groups of investigators around the world to ensure that high priority animal studies are conducted to address important questions about the effects of exposure to radio frequency energy (RF).

FDA has been a leading participant in the World Health Organization international Electromagnetic Fields (EMF) Project since its inception in 1996. An influential result of this work has been the development of a detailed agenda of research needs that has driven the establishment of new research programs around the world. The Project has also helped develop a series of public information documents on EMF issues.

FDA and Cellular Telecommunications & Internet Association (CTIA) have a formal Cooperative Research and Development Agreement (CRADA) to do research on wireless phone safety. FDA provides the scientific oversight, obtaining input from experts in government, industry, and academic organizations. CTIA-funded research is conducted through contracts to independent investigators. The initial research will include both laboratory studies and studies of wireless phone users. The CRADA will also include a broad assessment of additional research needs in the context of the latest research developments around the world.

## **What steps can I take to reduce my exposure to radio frequency energy from my wireless phone?**

If there is a risk from these products - and at this point we do not know that there is - it is probably very small. But if you are concerned about avoiding even potential risks, you can take a few simple steps to minimize your exposure to radio frequency energy (RF). Since time is a key factor in how much exposure a person receives, reducing the amount of time spent using a wireless phone will reduce RF exposure.

- "If you must conduct extended conversations by wireless phone every day, you could place more distance between your body and the source of the RF, since the exposure level drops off dramatically with distance. For example, you could use a headset and carry the wireless phone away from your body or use a wireless phone connected to a remote antenna.

Again, the scientific data do not demonstrate that wireless phones are harmful. But if you are concerned about the RF exposure from these products, you can use measures like those described above to reduce your RF exposure from wireless phone use.

## **What about children using wireless phones?**

The scientific evidence does not show a danger to users of wireless phones, including children and teenagers. If you want to take steps to lower exposure to radio frequency energy (RF), the measures described above would apply to children and teenagers using wireless phones. Reducing the time of wireless phone use and increasing the distance between the user and the RF source will reduce RF exposure.

Some groups sponsored by other national governments have advised that children be discouraged from using wireless phones at all. For example, the government in the United Kingdom distributed leaflets containing such a recommendation in December 2000. They noted that no evidence exists that using a wireless phone causes brain tumors or

other ill effects. Their recommendation to limit wireless phone use by children was strictly precautionary; it was not based on scientific evidence that any health hazard exists.

### **Do hands-free kits for wireless phones reduce risks from exposure to RF emissions?**

Since there are no known risks from exposure to RF emissions from wireless phones, there is no reason to believe that hands-free kits reduce risks. Hands-free kits can be used with wireless phones for convenience and comfort. These systems reduce the absorption of RF energy in the head because the phone, which is the source of the RF emissions, will not be placed against the head. On the other hand, if the phone is mounted against the waist or other part of the body during use, then that part of the body will absorb more RF energy. Wireless phones marketed in the U.S. are required to meet safety requirements regardless of whether they are used against the head or against the body. Either configuration should result in compliance with the safety limit.

### **Do wireless phone accessories that claim to shield the head from RF radiation work?**

Since there are no known risks from exposure to RF emissions from wireless phones, there is no reason to believe that accessories that claim to shield the head from those emissions reduce risks. Some products that claim to shield the user from RF absorption use special phone cases, while others involve nothing more than a metallic accessory attached to the phone. Studies have shown that these products generally do not work as advertised. Unlike "hand-free" kits, these so-called "shields" may interfere with proper operation of the phone. The phone may be forced to boost its power to compensate, leading to an increase in RF absorption. In February 2002, the Federal Trade Commission (FTC) charged two companies that sold devices that claimed to protect wireless phone users from radiation with making false and unsubstantiated claims. According to FTC, these defendants lacked a reasonable basis to substantiate their claim.

## What about wireless phone interference with medical equipment?

Radio frequency energy (RF) from wireless phones can interact with some electronic devices. For this reason, FDA helped develop a detailed test method to measure electromagnetic interference (EMI) of implanted cardiac pacemakers and defibrillators from wireless telephones. This test method is now part of a standard sponsored by the Association for the Advancement of Medical instrumentation (AAMI). The final draft, a joint effort by FDA, medical device manufacturers, and many other groups, was completed in late 2000. This standard will allow manufacturers to ensure that cardiac pacemakers and defibrillators are safe from wireless phone EMI. FDA has tested wireless phones and helped develop a voluntary standard sponsored by the Institute of Electrical and Electronic Engineers (IEEE). This standard specifies test methods and performance requirements for hearing aids and wireless phones so that no interference occurs when a person uses a compatible phone and a compatible

hearing aid at the same time. This standard was approved by the IEEE in 2000.

FDA continues to monitor the use of wireless phones for possible interactions with other medical devices. Should harmful interference be found to occur, FDA will conduct testing to assess the interference and work to resolve the problem.

Additional information on the safety of RF exposures from various sources can be obtained from the following organizations:

- FCC RF Safety Program:  
<http://www.fcc.gov/oet/rfsafety/>
- Environmental Protection Agency (EPA):  
<http://www.epa.gov/radiation/>
- Occupational Safety and Health Administration's (OSHA):  
<http://www.osha.gov/SLTC/radiofrequencyradiation/index.html>
- National institute for Occupational Safety and Health (NIOSH):

<http://www.cdc.gov/niosh/emfpg.html>

- World health Organization (WHO):  
<http://www.who.int/peh-emf/>
- International Commission on Non-Ionizing Radiation Protection:  
<http://www.icnirp.de>
- National Radiation Protection Board (UK):  
<http://www.nrpb.org.uk>
- Updated 4/3/2002: US food and Drug Administration  
<http://www.fda.gov/cellphones>

## **Road Safety**

---

Your wireless phone gives you the powerful ability to communicate by voice, almost anywhere, anytime. But an important responsibility accompanies the benefits of wireless phones, one that every user must uphold.

When driving a car, driving is your first responsibility. When using your wireless phone behind the wheel of a

car, practice good common sense and remember the following tips:

1. Get to know your wireless phone and its features, such as speed dial and redial. If available, these features help you to place your call without taking your attention off the road.
2. When available, use a hands-free device. If possible, add an additional layer of convenience and safety to your wireless phone with one of the many hands free accessories available today.
3. Position your wireless phone within easy reach. Be able to access your wireless phone without removing your eyes from the road. If you get an incoming call at an inconvenient time, let your voice mail answer it for you.
4. Let the person you are speaking with know you are driving; if necessary, suspend the call in heavy traffic or hazardous weather conditions. Rain, sleet, snow, ice and even heavy traffic can be hazardous.
5. Do not take notes or look up phone numbers while driving. Jotting down a "to do" list or flipping



through your address book takes attention away from your primary responsibility, driving safely.

6. Dial sensibly and assess the traffic; if possible, place calls when you are not moving or before pulling into traffic. Try to plan calls when your car will be stationary. If you need to make a call while moving, dial only a few numbers, check the road and your mirrors, then continue.
7. Do not engage in stressful or emotional conversations that may be distracting. Make people you are talking with aware you are driving and suspend conversations that have the potential to divert your attention from the road.
8. Use your wireless phone to call for help. Dial 9-1-1 or other local emergency number in the case of fire, traffic accident or medical emergencies. Remember, it is a free call on your wireless phone!
9. Use your wireless phone to help others in emergencies. If you see an auto accident, crime in progress or other serious emergency where lives are in danger, call 9-1-1 or other local emergency number, as you would want others to do for you.

10. Call roadside assistance or a special non-emergency wireless assistance number when necessary. If you see a broken-down vehicle posing no serious hazard, a broken traffic signal, a minor traffic accident where no one appears injured, or a vehicle you know to be stolen, call roadside assistance or other special non-emergency number.

**“The wireless industry reminds you to use your phone safely when driving.”**

For more information, please call 1-888-901-SAFE, or visit our web-site [www.wow-com.com](http://www.wow-com.com)

Provided by the Cellular Telecommunications & Internet Association

## **Operating Environment**

---

Remember to follow any special regulations in force in any area and always switch your phone off whenever it is forbidden to use it, or when it may cause interference or danger. When connecting the phone or any accessory to another device, read its user's guide for detailed safety instructions. Do not connect incompatible products.

As with other mobile radio transmitting equipment, users are advised that for the satisfactory operation of the equipment and for the safety of personnel, it is recommended that the equipment should only be used in the normal operating position (held to your ear with the antenna pointing over your shoulder).

## **Using Your Phone Near Other Electronic Devices**

---

Most modern electronic equipment is shielded from radio frequency (RF) signals. However, certain electronic equipment may not be shielded against the RF signals from your wireless phone. Consult the manufacturer to discuss alternatives.

### **Pacemakers**

Pacemaker manufacturers recommend that a minimum distance of 15 cm (6 inches) be maintained between a wireless phone and a pacemaker to avoid potential interference with the pacemaker.

These recommendations are consistent with the independent research and recommendations of Wireless Technology Research.

**Persons with pacemakers:**

- should always keep the phone more than 15 cm (6 inches) from their pacemaker when the phone is switched on.
- should not carry the phone in a breast pocket.
- should use the ear opposite the pacemaker to minimize potential interference.

If you have any reason to suspect that interference is taking place, switch your phone off immediately.

**Hearing Aid Compatibility with Mobile Phones**

When some mobile phones are used near some hearing devices (hearing aids and cochlear implants), users may detect a buzzing, humming, or whining noise. Some hearing devices are more immune than others to this interference noise, and phones also vary in the amount of interference they generate. The wireless telephone industry has developed ratings for some of their mobile phones, to assist hearing device users in finding phones that may be compatible with their hearing devices. Not all phones have been rated. Phones that are rated have the rating on their box or a label on the box. The ratings are not guarantees. Results will vary depending on the user's hearing device and hearing loss. If your hearing device happens to be vulnerable to

interference, you may not be able to use a rated phone successfully. Trying out the phone with your hearing device is the best way to evaluate it for your personal needs.

**M-Ratings:** Phones rated M3 or M4 meet FCC requirements and are likely to generate less interference to hearing devices than phones that are not labeled. M4 is the better/higher of the two ratings.

**T-Ratings:** Phones rated T3 or T4 meet FCC requirements and are likely to be more usable with a hearing device's telecoil (°×T Switch°± or °×Telephone Switch°±) than unrated phones. T4 is the better/higher of the two ratings. (Note that not all hearing devices have telecoils in them.) Hearing devices may also be measured for immunity to this type of interference. Your hearing device manufacturer or hearing health professional may help you find results for your hearing device. The more immune

your hearing aid is, the less likely you are to experience interference noise from mobile phones.

### **Other Medical Devices**

If you use any other personal medical devices, consult the manufacturer of your device to determine if it is adequately shielded from external RF energy. Your physician may be able to assist you in obtaining this information. Switch your phone off in health care facilities when any regulations posted in these areas instruct you to do so. Hospitals or health care facilities may be using equipment that could be sensitive to external RF energy.

### **Vehicles**

RF signals may affect improperly installed or inadequately shielded electronic systems in motor vehicles. Check with the manufacturer or its representative regarding your vehicle. You should also consult the manufacturer of any equipment that has been added to your vehicle.

## Posted Facilities

Switch your phone off in any facility where posted notices require you to do so.

## Potentially Explosive Environments

---

Switch your phone off when in any area with a potentially explosive atmosphere and obey all signs and instructions. Sparks in such areas could cause an explosion or fire resulting in bodily injury or even death.

Users are advised to switch the phone off while at a refueling point (service station). Users are reminded of the need to observe restrictions on the use of radio equipment in fuel depots (fuel storage and distribution areas), chemical plants or where blasting operations are in progress.

Areas with a potentially explosive atmosphere are often but not always clearly marked. They include below deck on boats, chemical transfer or storage facilities, vehicles using liquefied petroleum gas (such as propane or butane), areas where the air contains

chemicals or particles, such as grain, dust or metal powders, and any other area where you would normally be advised to turn off your vehicle engine.

## Emergency Calls

---


This phone, like any wireless phone, operates using radio signals, wireless and landline networks as well as user programmed functions, which cannot guarantee connection in all conditions. Therefore, you should never rely solely on any wireless phone for essential communications (medical emergencies, for example).

Remember, to make or receive any calls the phone must be switched on and in a service area with adequate signal strength. Emergency calls may not be possible on all wireless phone networks or when certain network services and/or phone features are in use. Check with local service providers.

To make an emergency call:

1. If the phone is not on, switch it on.
2. Key in the emergency number for your present location (for example, 911 or other official

emergency number). Emergency numbers vary by location.

3. Press .

If certain features are in use (call barring, for example), you may first need to deactivate those features before you can make an emergency call. Consult this document and your local cellular service provider.

When making an emergency call, remember to give all the necessary information as accurately as possible. Remember that your phone may be the only means of communication at the scene of an accident; do not cut off the call until given permission to do so.

### **Restricting Children's access to your Phone**

Your phone is not a toy. Children should not be allowed to play with it because they could hurt themselves and others, damage the phone or make calls that increase your phone bill.

## **FCC Notice and Cautions**

---

### **FCC Notice**



- This device complies with Part 15 of the FCC Rules. Operation is subject to the following two conditions: (1) this device may not cause harmful interference, and (2) this device must accept any interference received, including interference that may cause undesired operation.
- This equipment has been tested and found to comply with the limits for a Class B digital device, pursuant to part 15 of the FCC Rules. These limits are designed to provide reasonable protection against harmful interference in a residential installation. This equipment generates, uses and can radiate radio frequency energy and, if not installed and used in accordance with the instructions, may cause harmful interference to radio communications.



However, there is no guarantee that interference will not occur in a particular installation. If this equipment does cause harmful interference to radio or television reception, which can be determined by turning the equipment off and on, the user is encouraged to try to correct the interference by one or more of the following measures:

- Reorient or relocate the receiving antenna.
- Increase the separation between the equipment and receiver.
- Connect the equipment into an outlet on a circuit different from that to which the receiver is connected.
- Consult the dealer or an experienced radio/TV technician for help

The phone may cause TV or radio interference if used in close proximity to receiving equipment. The FCC can require you to stop using the phone if such interference cannot be eliminated.

Vehicles using liquefied petroleum gas (such as propane or butane) must comply with the National Fire Protection Standard (NFPA-58). For a copy of this standard, contact the National Fire Protection Association, One Batterymarch Park, Quincy, MA 02269, Attn: Publication Sales Division.

### Cautions

Changes or modifications made in the radio phone, not expressly approved by Samsung, will void the user's authority to operate the equipment.

Only use approved batteries, antennas and chargers.

The use of any unauthorized accessories may be dangerous and void the phone warranty if said accessories cause damage or a defect to the phone.

Although your phone is quite sturdy, it is a complex piece of equipment and can be broken. Avoid dropping, hitting, bending or sitting on it.

## **Other Important Safety Information**

---

- Only qualified personnel should service the phone or install the phone in a vehicle. Faulty installation or service may be dangerous and may invalidate any warranty applicable to the device.
- Check regularly that all wireless phone equipment in your vehicle is mounted and operating properly.
- Do not store or carry flammable liquids, gases or explosive materials in the same compartment as the phone, its parts or accessories.
- For vehicles equipped with an air bag, remember that an air bag inflates with great force. Do not place objects, including both installed or portable wireless equipment in the area over the air bag or in the air bag deployment area. If wireless equipment is improperly installed and the air bag inflates, serious injury could result.
- Switch your phone off before boarding an aircraft. The use of wireless phone in aircraft is illegal and may be dangerous to the aircraft's operation.
- Failure to observe these instructions may lead to the suspension or denial of telephone services to the offender, or legal action, or both.

## **Product Performance**

---

### **Getting the Most Out of Your Signal Reception**

The quality of each call you make or receive depends on the signal strength in your area. Your phone informs you of the current signal strength by displaying a number of bars next to the signal strength icon. The more bars displayed, the stronger the signal.

If you're inside a building, being near a window may give you better reception.

### **Understanding the Power Save Feature**

If your phone is unable to find a signal after 15 minutes of searching, a Power Save feature is automatically activated. If your phone is active, it periodically rechecks service availability or you can check it yourself by pressing any key.

Anytime the Power Save feature is activated, a message displays on the screen. When a signal is found, your phone returns to standby mode.

### **Maintaining Your Phone's Peak Performance**

For the best care of your phone, only authorized personnel should service your phone and accessories. Faulty service may void the warranty.



There are several simple guidelines to operating your phone properly and maintaining safe, satisfactory service.

- Hold the phone with the antenna raised, fully-extended and over your shoulder.
- Try not to hold, bend or twist the phone's antenna.
- Don't use the phone if the antenna is damaged.
- Speak directly into the phone's receiver.
- Avoid exposing your phone and accessories to rain or liquid spills. If your phone does get wet, immediately turn the power off and remove the battery. If it is inoperable, call Customer Care for service.

## **Availability of Various Features/Ring Tones**

---

Many services and features are network dependent and may require additional subscription and/or usage charges. Not all features are available for purchase or use in all areas. Downloadable Ring Tones may be available at an additional cost. Other conditions and restrictions may apply. See your service provider for additional information.

## **Battery Standby and Talk Time**

---

Standby and talk times will vary depending on phone usage patterns and conditions. Battery power consumption depends on factors such as network configuration, signal strength, operating temperature, features selected, frequency of calls, and voice, data, and other application usage patterns.

## **Battery Precautions**

---

- Never use any charger or battery that is damaged in any way.
- Use the battery only for its intended purpose.
- If you use the phone near the network's base station, it uses less power; talk and standby time are greatly affected by the signal strength on the cellular network and the parameters set by the network operator.
- Battery charging time depends on the remaining battery charge and the type of battery and charger used. The battery can be charged and discharged hundreds of times, but it will gradually wear out. When the operation time (talk time and standby time) is noticeably shorter than normal, it is time to buy a new battery.

- If left unused, a fully charged battery will discharge itself over time.
- Use only Samsung-approved batteries and recharge your battery only with Samsung-approved chargers. When a charger is not in use, disconnect it from the power source. Do not leave the battery connected to a charger for more than a week, since overcharging may shorten its life.
- Extreme temperatures will affect the charging capacity of your battery: it may require cooling or warming first.
- Do not leave the battery in hot or cold places, such as in a car in summer or winter conditions, as you will reduce the capacity and lifetime of the battery. Always try to keep the battery at room temperature. A phone with a hot or cold battery may temporarily not work, even when the battery is fully charged. Li-ion batteries are particularly affected by temperatures below 0 °C (32 °F).
- Do not short-circuit the battery. Accidental short-circuiting can occur when a metallic object (coin, clip or pen) causes a direct connection between the + and - terminals of the battery (metal strips on the battery), for example when you carry a spare battery in a pocket or bag. Short-circuiting the terminals may damage the battery or the object causing the short-circuiting.
- Dispose of used batteries in accordance with local regulations. In some areas, the disposal of batteries in household or business trash may be prohibited. For safe disposal options for Li-Ion batteries, contact your nearest Samsung authorized service center. Always recycle. Do not dispose of batteries in a fire.

## **Care and Maintenance**

---

Your phone is a product of superior design and craftsmanship and should be treated with care. The suggestions below will help you fulfill any warranty obligations and allow you to enjoy this product for many years.

- Keep the phone and all its parts and accessories out of the reach of small children.

- Keep the phone dry. Precipitation, humidity and liquids contain minerals that will corrode electronic circuits.
- Do not use the phone with a wet hand. Doing so may cause an electric shock to you or damage to the phone.
- Do not use or store the phone in dusty, dirty areas, as its moving parts may be damaged.
- Do not store the phone in hot areas. High temperatures can shorten the life of electronic devices, damage batteries, and warp or melt certain plastics.
- Do not store the phone in cold areas. When the phone warms up to its normal operating temperature, moisture can form inside the phone, which may damage the phone's electronic circuit boards.
- Do not drop, knock or shake the phone. Rough handling can break internal circuit boards.
- Do not use harsh chemicals, cleaning solvents or strong detergents to clean the phone. Wipe it with a soft cloth slightly dampened in a mild soap-and-water solution.
- Do not paint the phone. Paint can clog the device's moving parts and prevent proper operation.
- Do not put the phone in or on heating devices, such as a microwave oven, a stove or a radiator. The phone may explode when overheated.
- When the phone or battery gets wet, the label indicating water damage inside the phone changes color. In this case, phone repairs are no longer guaranteed by the manufacturer's warranty, even if the warranty for your phone has not expired.
- If your phone has a flash or light, do not use it too close to the eyes of people or animals. This may cause damage to their eyes.
- Use only the supplied or an approved replacement antenna. Unauthorized antennas or modified accessories may damage the phone and violate regulations governing radio devices.
- If the phone, battery, charger or any accessory is not working properly, take it to your nearest qualified service facility. The personnel there will assist you, and if necessary, arrange for service.

- \* Depending on the software installed or your service provider or country, some of the descriptions in this guide may not match your phone exactly.
- \* Depending on your country, your phone and accessories may appear different from the illustrations in this guide.

**SAMSUNG ELECTRONICS**





## Hearing Aid Compatibility with Mobile Phones

When some mobile phones are used near some hearing devices (hearing aids and cochlear implants), users may detect a buzzing, humming, or whining noise. Some hearing devices are more immune than others to this interference noise, and phones also vary in the amount of interference they generate.

The wireless telephone industry has developed ratings for some of their mobile phones, to assist hearing device users in finding phones that may be compatible with their hearing devices. Not all phones have been rated. Phones that are rated have the rating on their box or a label on the box.

The ratings are not guarantees. Results will vary depending on the user's hearing device and hearing loss. If your hearing device happens to be vulnerable to interference, you may not be able to use a rated phone successfully. Trying out the phone with your hearing device is the best way to evaluate it for your personal needs.

**M-Ratings:** Phones rated M3 or M4 meet FCC requirements and are likely to generate less interference to hearing devices than phones that are not labeled. M4 is the better/higher of the two ratings.

**T-Ratings:** Phones rated T3 or T4 meet FCC requirements and are likely to be more usable with a hearing device's telecoil ("T Switch" or "Telephone Switch") than unrated phones. T4 is the better/higher of the two ratings. (Note that not all hearing devices have telecoils in them.)

Hearing devices may also be measured for immunity to this type of interference. Your hearing device manufacturer or hearing health professional may help you find results for your hearing device. The more immune your hearing aid is, the less likely you are to experience interference noise from mobile phones.