



Draft

User manual

SM-T819C



Important safety precautions

- Failure to comply with the following precautions may be dangerous or illegal.

Copyright information

- Bluetooth® is a registered trademark of the Bluetooth SIG, Inc. worldwide.
- Java™ is a trademark or registered trademark of Sun Microsystems, Inc.
- Picsel and Picsel Viewer™ are trademarks of Picsel Technologies, Inc.

Drive safely at all times

Do not use a hand-held tablet while driving. Park your vehicle first.

Switch off the tablet when refuelling

Do not use the tablet at a refuelling point (service station) or near fuels or chemicals.

Switch off in an aircraft

Wireless tablets can cause interference. Using them in an aircraft is both illegal and dangerous.

Switch off the tablet near all medical equipment

Hospitals or health care facilities may be using equipment that could be sensitive to external radio frequency energy.

Follow any regulations or rules in force.

Interference

All wireless tablets may be subject to interference, which could affect their performance.

Be aware of special regulations

Meet any special regulations in force in any area and always switch off your tablet whenever it is forbidden to use it, or when it may cause interference or danger.


Water resistance

Your tablet is not water-resistant. Keep it dry.

Sensible use

Use only in the normal position (held to your ear). Avoid unnecessary contact with the antenna when the tablet is switched on.

Emergency calls

Key in the emergency number for your present location, then press [].

Keep your tablet away from small children

Keep the tablet and all its parts, including accessories, out of the reach of small children.

Accessories and batteries

Use only Samsung-approved accessories, such as headsets and PC data cables. Use of any unauthorised accessories could damage you or your tablet and may be dangerous.

- The tablet could explode if the battery is replaced with an incorrect type.
- Dispose of used batteries according to the manufacturer's instructions.



Excessive exposure to sound at high volumes can cause hearing damage.

Always turn the volume down before plugging the eartables into an audiosource and use only the minimum volume setting necessary to hear your conversation or music.

Qualified service

Only qualified service personnel may repair your tablet.

For more detailed safety information, see [i°Health and safety information](#) on page 20.

Unpack

Make sure you have each item

- Tablet
- Adapter
- User's manual

Suitable Adapter or Charger, certified according to the relevant safety standard, will be provided for each country in use.

You can obtain the following accessories for your tablet from your local Samsung dealer.

- Multi adapter
- Travel charger
- Car charger
- PC data cable
- Portable battery kit
- Portable PC data cable
- Music controller
- Bluetooth mono/ stereop headset kit

Get started


First steps to operate your tablet

Install and charge the tablet

1. Plug the adapter into the tablet.
2. Plug the adapter into a standard AC wall outlet.
3. When the tablet is completely charged (the battery icon stops blinking), unplug the adapter from the power outlet.
4. Remove the adapter from the tablet.

Low battery indicator

When the battery is low:

- a warning tone sounds,
- the battery low message displays, and
- the empty battery icon [] blinks.

If the battery level becomes too low, the tablet automatically turns off. Recharge your battery.

Keys and display

Buttons	Function
Power	<ul style="list-style-type: none">• Press and hold to turn the device on or off.• Press and hold for more than 7 seconds to reset the device if it has fatal errors or hang-ups, or freezes.• Press to lock or unlock the device. The device goes into lock mode when the touch screen turns off.
Menu	<ul style="list-style-type: none">• Tap to open a list of options available for the current screen.• Tap and hold on the Home screen to launch Google application.
Home	<ul style="list-style-type: none">• Press to return to the Home screen.• Press twice to launch S Voice application.• Press and hold to open the list of recent applications.
Back	<ul style="list-style-type: none">• Tap to return to the previous screen.
Volume	<ul style="list-style-type: none">• Press to adjust the device volume.

Overview of menu functions

To access Menu mode, press [환경설정] in Idle mode.

T service	ChatON	Maps
Call log	Samsung Link	Local
Tablet	Group Play	Navigation
Contacts	S Health	Downloads
Messaging	S Voice	Optical Reader
Samsung Hub	S Memo	Messenger
Samsung Apps	S Translator	Play Books
WatchON	Email	Play Movies & TV
Camera	Shopping & wallet	T nao
Gallery	T cloud	App Guide
Story Album	hoppin	T Membership
DMB	MelOn	Remote Care
T store	Chrome	T world
T LTE Pack	Gmail	11st
Music	Google	SmartWallet
Video	Voice Search	NATE
Internet	YouTube	Calculator
Clock	Talk	Voice Recorder
S Planner	Google+	Dictionary
Settings	Play Store	My Files

B tv mobile

Pickat

Basket

Cyworld

SmartTouch

Cymera

NateOnUC

Dropbox

Samsung service

V3 Mobile 2.0

Help

Google Settings

Solve problems

Help and personal needs

To save the time and expense of an unnecessary service call, perform the simple checks in this section before contacting a service professional.

When you switch on your tablet, the following messages may appear:

“Insert USIM card”

- Be sure that the USIM card is correctly installed.

“Tablet locked Enter password”

- The automatic locking function has been enabled. You must enter the tablet’s password before you can use the tablet.

“Enter PIN1”

- You are using your tablet for the first time. You must enter the PIN1 supplied with the USIM card.
- The PIN1 Check feature is enabled. Every time the tablet is switched on, the PIN1 has to be entered. To disable this feature, use the PIN check menu.


“Enter PUK”

- The PIN1 code has been entered incorrectly three times in succession, and the tablet is now blocked. Enter the PUK1 supplied by your service provider.


“No Service” “Network Failure,” or “Not Done” displays

- The network connection has been lost. You may be in a weak signal area. Move and try again.
- You are trying to access an option for which you have no subscription with your service provider. Contact the service provider for further details.

You have entered a number but it was not dialled

- Be sure that you have pressed [].
- Be sure you have accessed the right cellular network.
- Be sure that you have not set an outgoing call barring option.

Your correspondent cannot reach you

- Be sure your tablet is switched on. ([] pressed for more than one second.)
- Be sure you are accessing the correct cellular network.
- Be sure that you have not set an outgoing call barring option.




Your correspondent cannot hear you speaking

- Be sure you have switched off the microtablet.
- Be sure you are holding the tablet close enough to your mouth. The microtablet is located at the bottom of the tablet.

The tablet starts beeping and **LOW BATTERY** flashes on the display

- Your battery is insufficiently charged. Recharge the battery.

The audio quality of the call is poor

- Check the signal strength indicator on the display ().
The number of bars indicates the signal strength from strong () to weak ().
- Try moving the tablet slightly or moving closer to a window if you are in a building.

No number is dialled when you re-call a Contacts entry

- Use the Contact Search feature to ensure the number has been stored correctly.
- Re-store the number, if necessary.

If the above guidelines do not help you to solve the problem, take note of:

- The model and serial numbers of your tablet
- Your warranty details
- A clear description of the problem

Then contact your local dealer or Samsung after-sales service.

Health and safety information

Exposure to Radio Frequency (RF) Signals

Certification Information (SAR)

Your wireless tablet is a radio transmitter and receiver. It is designed and manufactured not to exceed the exposure limits for radio frequency (RF) energy set by the Federal Communications Commission (FCC) of the U.S. government. These FCC exposure limits are derived from the recommendations of two expert organizations, the National Council on Radiation Protection and Measurement (NCRP) and the Institute of Electrical and Electronics Engineers (IEEE). In both cases, the recommendations were developed by scientific and engineering experts drawn from industry, government, and academia after extensive reviews of the scientific literature related to the biological effects of RF energy.

The exposure limit set by the FCC for wireless mobile tablets employs a unit of measurement known as the Specific Absorption Rate (SAR). The SAR is a measure of the rate of absorption of RF energy by the human body expressed in units of watts per kilogram (W/kg). The FCC requires wireless tablets to comply with a safety limit of 1.6 watts per kilogram (1.6 W/kg). The FCC exposure limit incorporates a substantial margin of safety to give additional protection to the public and to account for any variations in measurements.

SAR tests are conducted using standard operating positions accepted by the FCC with the tablet transmitting at its highest certified power level in all tested frequency bands. Although the SAR is determined at the highest certified power level, the actual SAR level of the tablet while operating can be well below the maximum value. This is because the tablet is designed to operate at multiple power levels so as to use only the power required to reach the network. In general, the closer you are to a wireless base station antenna, the lower the power output.

Before a new model tablet is available for sale to the public, it must be tested and certified to the FCC that it does not exceed the exposure limit established by the FCC. Tests for each model tablet are performed in positions and locations (e.g. at the ear and worn on the body) as required by the FCC.

Non-compliance with the above restrictions may result in violation of FCC RF exposure guidelines.

SAR information on this and other model tablets can be viewed on-line at www.fcc.gov/oet/fccid. This site uses the tablet FCC ID number A3LSMT819C

Sometimes it may be necessary to remove the battery pack to find the number. Once you have the FCC ID number for a particular tablet, follow the instructions on the website and

it should provide values for typical or maximum SAR for a particular tablet. Additional product specific SAR information can also be obtained at www.fcc.gov/cgb/sar.

Consumer Information on Wireless Tablets

The U.S. Food and Drug Administration (FDA) has published a series of Questions and Answers for consumers relating to radio frequency (RF) exposure from wireless tablets. The FDA publication includes the following information:

What kinds of tablets are the subject of this update?

The term wireless tablet refers here to hand-held wireless tablets with built-in antennas, often called “cell,” “mobile,” or “PCS” tablets. These types of wireless tablets can expose the user to measurable radio frequency energy (RF) because of the short distance between the tablet and the user’s head. These RF exposures are limited by Federal Communications Commission safety guidelines that were developed with the advice of FDA and other federal health and safety agencies. When the tablet is located at greater distances from the user, the exposure to RF is drastically lower because a person’s RF exposure decreases rapidly with increasing distance from the source. The so-called “cordless” tablets, which have a base unit connected to the teletablet wiring in a house, typically operate at far lower power levels, and thus produce RF exposures well within the FCC’s compliance limits.

Do wireless tablets pose a health hazard?

The available scientific evidence does not show that any health problems are associated with using wireless tablets. There is no proof, however, that wireless tablets are absolutely safe. Wireless tablets emit low levels of radio frequency energy (RF) in the microwave range while being used. They also emit very low levels of RF when in the stand-by mode. Whereas high levels of RF can produce health effects (by heating tissue), exposure to low level RF that does not produce heating effects causes no known adverse health effects. Many studies of low level RF exposures have not found any biological effects. Some studies have suggested that some biological effects may occur, but such findings have not been confirmed by additional research. In some cases, other researchers have had difficulty in reproducing those studies, or in determining the reasons for inconsistent results.

What is FDA’s role concerning the safety of wireless tablets?

Under the law, FDA does not review the safety of radiation-emitting consumer products such as wireless tablets before they can be sold, as it does with new drugs or medical devices. However, the agency has authority to take action if wireless tablets are shown to emit radio frequency energy (RF) at a level that is hazardous to the user. In such a case, FDA could require the manufacturers of wireless tablets to notify users of the health hazard and to repair, replace or recall the tablets so that the hazard no longer exists.

Although the existing scientific data do not justify FDA regulatory actions, FDA has urged the wireless tablet industry to take a number of steps, including the following:

- Support needed research into possible biological effects of RF of the type emitted by wireless tablets;

- "Design wireless tablets in a way that minimizes any RF exposure to the user that is not necessary for device function; and
- "Cooperate in providing users of wireless tablets with the best possible information on possible effects of wireless tablet use on human health.

FDA belongs to an interagency working group of the federal agencies that have responsibility for different aspects of RF safety to ensure coordinated efforts at the federal level. The following agencies belong to this working group:

- "National Institute for Occupational Safety and Health
- "Environmental Protection Agency
- "Federal Communications Commission
- "Occupational Safety and Health Administration
- "National Telecommunications and Information Administration

The National Institutes of Health participates in some interagency working group activities, as well.

FDA shares regulatory responsibilities for wireless tablets with the Federal Communications Commission (FCC). All tablets that are sold in the United States must comply with FCC safety guidelines that limit RF exposure. FCC relies on FDA and other health agencies for safety questions about wireless tablets.

FCC also regulates the base stations that the wireless tablet networks rely upon. While these base stations operate at higher power than do the wireless tablets themselves, the RF exposures that people get from these base stations are typically thousands of times lower than those they can get from wireless tablets. Base stations are thus not the primary subject of the safety questions discussed in this document.

What are the results of the research done already?

The research done thus far has produced conflicting results, and many studies have suffered from flaws in their research methods. Animal experiments investigating the effects of radio frequency energy (RF) exposures characteristic of wireless tablets have yielded conflicting results that often cannot be repeated in other laboratories. A few animal studies, however, have suggested that low levels of RF could accelerate the development of cancer in laboratory animals. However, many of the studies that showed increased tumor development used animals that had been genetically engineered or treated with cancer-causing chemicals so as to be pre-disposed to develop cancer in absence of RF exposure. Other studies exposed the animals to RF for up to 22 hours per day. These conditions are not similar to the conditions under which people use wireless tablets, so we don't know with certainty what the results of such studies mean for human health.

Three large epidemiology studies have been published since December 2000. Between them, the studies investigated any possible association between the use of wireless tablets and primary brain cancer, glioma, meningioma, or acoustic neuroma, tumors of the brain or salivary gland, leukemia, or other cancers. None of the studies demonstrated

the existence of any harmful health effects from wireless tablets RF exposures. However, none of the studies can answer questions about long-term exposures, since the average period of tablet use in these studies was around three years.

What research is needed to decide whether RF exposure from wireless tablets poses a health risk?

A combination of laboratory studies and epidemiological studies of people actually using wireless tablets would provide some of the data that are needed. Lifetime animal exposure studies could be completed in a few years. However, very large numbers of animals would be needed to provide reliable proof of a cancer promoting effect if one exists. Epidemiological studies can provide data that is directly applicable to human populations, but ten or more years; follow-up may be needed to provide answers about some health effects, such as cancer. This is because the interval between the time of exposure to a cancer-causing agent and the time tumors develop - if they do - may be many, many years. The interpretation of epidemiological studies is hampered by difficulties in measuring actual RF exposure during day-to-day use of wireless tablets. Many factors affect this measurement, such as the angle at which the tablet is held, or which model of tablet is used.

What is FDA doing to find out more about the possible health effects of wireless tablet RF?

FDA is working with the U.S. National Toxicology Program and with groups of investigators around the world to ensure that high priority animal studies are conducted to address important questions about the effects of exposure to radio frequency energy (RF).

FDA has been a leading participant in the World Health Organization international Electromagnetic Fields (EMF) Project since its inception in 1996. An influential result of this work has been the development of a detailed agenda of research needs that has driven the establishment of new research programs around the world. The Project has also helped develop a series of public information documents on EMF issues.

FDA and Cellular Telecommunications & Internet Association (CTIA) have a formal Cooperative Research and Development Agreement (CRADA) to do research on wireless tablet safety. FDA provides the scientific oversight, obtaining input from experts in government, industry, and academic organizations. CTIA-funded research is conducted through contracts to independent investigators. The initial research will include both laboratory studies and studies of wireless tablet users. The CRADA will also include a broad assessment of additional research needs in the context of the latest research developments around the world.

What steps can I take to reduce my exposure to radio frequency energy from my wireless tablet?

If there is a risk from these products - and at this point we do not know that there is - it is probably very small. But if you are concerned about avoiding even potential risks, you can take a few simple steps to minimize your exposure to radio frequency energy (RF).

Since time is a key factor in how much exposure a person receives, reducing the amount of time spent using a wireless tablet will reduce RF exposure.

- If you must conduct extended conversations by wireless tablet every day, you could place more distance between your body and the source of the RF, since the exposure level drops off dramatically with distance. For example, you could use a headset and carry the wireless tablet away from your body or use a wireless tablet connected to a remote antenna.

Again, the scientific data do not demonstrate that wireless tablets are harmful. But if you are concerned about the RF exposure from these products, you can use measures like those described above to reduce your RF exposure from wireless tablet use.

What about children using wireless tablets?

The scientific evidence does not show a danger to users of wireless tablets, including children and teenagers. If you want to take steps to lower exposure to radio frequency energy (RF), the measures described above would apply to children and teenagers using wireless tablets. Reducing the time of wireless tablet use and increasing the distance between the user and the RF source will reduce RF exposure.

Some groups sponsored by other national governments have advised that children be discouraged from using wireless tablets at all. For example, the government in the United Kingdom distributed leaflets containing such a recommendation in December 2000. They noted that no evidence exists that using a wireless tablet causes brain tumors or other ill effects. Their recommendation to limit wireless tablet use by children was strictly precautionary; it was not based on scientific evidence that any health hazard exists.

Do hands-free kits for wireless tablets reduce risks from exposure to RF emissions?

Since there are no known risks from exposure to RF emissions from wireless tablets, there is no reason to believe that hands-free kits reduce risks. Hands-free kits can be used with wireless tablets for convenience and comfort. These systems reduce the absorption of RF energy in the head because the tablet, which is the source of the RF emissions, will not be placed against the head. On the other hand, if the tablet is mounted against the waist or other part of the body during use, then that part of the body will absorb more RF energy. Wireless tablets marketed in the U.S. are required to meet safety requirements regardless of whether they are used against the head or against the body. Either configuration should result in compliance with the safety limit.

Do wireless tablet accessories that claim to shield the head from RF radiation work?

Since there are no known risks from exposure to RF emissions from wireless tablets, there is no reason to believe that accessories that claim to shield the head from those emissions reduce risks. Some products that claim to shield the user from RF absorption use special tablet cases, while others involve nothing more than a metallic accessory attached to the tablet. Studies have shown that these products generally do not work as

advertised. Unlike "hand-free" kits, these so-called "shields" may interfere with proper operation of the tablet. The tablet may be forced to boost its power to compensate, leading to an increase in RF absorption. In February 2002, the Federal Trade Commission (FTC) charged two companies that sold devices that claimed to protect wireless tablet users from radiation with making false and unsubstantiated claims. According to FTC, these defendants lacked a reasonable basis to substantiate their claim.

What about wireless tablet interference with medical equipment?

Radio frequency energy (RF) from wireless tablets can interact with some electronic devices. For this reason, FDA helped develop a detailed test method to measure electromagnetic interference (EMI) of implanted cardiac pacemakers and defibrillators from wireless teletablets. This test method is now part of a standard sponsored by the Association for the Advancement of Medical Instrumentation (AAMI). The final draft, a joint effort by FDA, medical device manufacturers, and many other groups, was completed in late 2000. This standard will allow manufacturers to ensure that cardiac pacemakers and defibrillators are safe from wireless tablet EMI. FDA has tested wireless tablets and helped develop a voluntary standard sponsored by the Institute of Electrical and Electronic Engineers (IEEE). This standard specifies test methods and performance requirements for hearing aids and wireless tablets so that no interference occurs when a person uses a compatible tablet and a compatible hearing aid at the same time. This standard was approved by the IEEE in 2000.

FDA continues to monitor the use of wireless tablets for possible interactions with other medical devices. Should harmful interference be found to occur, FDA will conduct testing to assess the interference and work to resolve the problem.

Additional information on the safety of RF exposures from various sources can be obtained from the following organizations:

- FCC RF Safety Program : <http://www.fcc.gov/oet/rfsafety/>
- Environmental Protection Agency (EPA) : <http://www.epa.gov/radiation/>
- Occupational Safety and Health Administration's (OSHA) : <http://www.osha.gov/SLTC/radiofrequencyradiation/index.html>
- National Institute for Occupational Safety and Health (NIOSH) : <http://www.cdc.gov/niosh/emfpg.html>
- World Health Organization (WHO): <http://www.who.int/peh-emf/>
- International Commission on Non-Ionizing Radiation Protection: <http://www.icnirp.de>
- National Radiation Protection Board (UK): <http://www.nrpb.org.uk>
- Updated 4/3/2002: US Food and Drug Administration <http://www.fda.gov/celltablets>

Road Safety

Your wireless tablet gives you the powerful ability to communicate by voice, almost anywhere, anytime. But an important responsibility accompanies the benefits of wireless tablets, one that every user must uphold.

When driving a car, driving is your first responsibility. When using your wireless tablet behind the wheel of a car, practice good common sense and remember the following tips:

- 1 Get to know your wireless tablet and its features, such as speed dial and redial. If available, these features help you to place your call without taking your attention off the road.
- 2 When available, use a hands-free device. If possible, add an additional layer of convenience and safety to your wireless tablet with one of the many hands free accessories available today.
- 3 Position your wireless tablet within easy reach. Be able to access your wireless tablet without removing your eyes from the road. If you get an incoming call at an inconvenient time, let your voice mail answer it for you.
- 4 Let the person you are speaking with know you are driving; if necessary, suspend the call in heavy traffic or hazardous weather conditions. Rain, sleet, snow, ice and even heavy traffic can be hazardous.
- 5 Do not take notes or look up tablet numbers while driving. Jotting down a list or flipping through your address book takes attention away from your primary responsibility, driving safely.
- 6 Dial sensibly and assess the traffic; if possible, place calls when you are not moving or before pulling into traffic. Try to plan calls when your car will be stationary. If you need to make a call while moving, dial only a few numbers, check the road and your mirrors, then continue.
- 7 Do not engage in stressful or emotional conversations that may be distracting. Make people you are talking with aware you are driving and suspend conversations that have the potential to divert your attention from the road.
- 8 Use your wireless tablet to call for help. Dial 9-1-1 or other local emergency number in the case of fire, traffic accident or medical emergencies. Remember, it is a free call on your wireless tablet!
- 9 Use your wireless tablet to help others in emergencies. If you see an auto accident, crime in progress or other serious emergency where lives are in danger, call 9-1-1 or other local emergency number, as you would want others to do for you.
- 10 Call roadside assistance or a special non-emergency wireless assistance number when necessary. If you see a broken-down vehicle posing no serious hazard, a broken traffic signal, a minor traffic accident where no one appears injured, or a vehicle you know to be stolen, call roadside assistance or other special non-emergency number.

“The wireless industry reminds you to use your tablet safely when driving.”

For more information, please call 1-888-901-SAFE, or visit our web-site www.wow-com.com

Provided by the Cellular Telecommunications & Internet Association

Operating Environment

Remember to follow any special regulations in force in any area and always switch your tablet off whenever it is forbidden to use it, or when it may cause interference or danger. When connecting the tablet or any accessory to another device, read its user's guide for

detailed safety instructions. Do not connect incompatible products.

As with other mobile radio transmitting equipment, users are advised that for the satisfactory operation of the equipment and for the safety of personnel, it is recommended that the equipment should only be used in the normal operating position (held to your ear with the antenna pointing over your shoulder).

Using Your Tablet Near Other Electronic Devices

Most modern electronic equipment is shielded from radio frequency (RF) signals. However, certain electronic equipment may not be shielded against the RF signals from your wireless tablet. Consult the manufacturer to discuss alternatives.

Pacemakers

Pacemaker manufacturers recommend that a minimum distance of 15 cm (6 inches) be maintained between a wireless tablet and a pacemaker to avoid potential interference with the pacemaker.

These recommendations are consistent with the independent research and recommendations of Wireless Technology Research. If you have any reason to suspect that interference is taking place, switch off your tablet immediately.

Persons with pacemakers:

- should always keep the tablet more than 15 cm (6 inches) from their pacemaker when the tablet is switched on.
- should not carry the tablet in a breast pocket.
- should use the ear opposite the pacemaker to minimize potential interference.

If you have any reason to suspect that interference is taking place, switch your tablet off immediately.

Hearing Aids

Some digital wireless tablets may interfere with some hearing aids. In the event of such interference, you may wish to consult your hearing aid manufacturer to discuss alternatives.

Other Medical Devices

If you use any other personal medical devices, consult the manufacturer of your device to determine if it is adequately shielded from external RF energy. Your physician may be able to assist you in obtaining this information. Switch your tablet off in health care facilities when any regulations posted in these areas instruct you to do so. Hospitals or health care facilities may be using equipment that could be sensitive to external RF

energy.

Vehicles

RF signals may affect improperly installed or inadequately shielded electronic systems in motor vehicles. Check with the manufacturer or its representative regarding your vehicle. You should also consult the manufacturer of any equipment that has been added to your vehicle.

Vehicles

RF signals may affect improperly installed or inadequately shielded electronic systems in motor vehicles. Check with the manufacturer or its representative regarding your vehicle. You should also consult the manufacturer of any equipment that has been added to your vehicle.

Posted Facilities

Switch your tablet off in any facility where posted notices require you to do so.

Statics Devices

When camera is in operation, Your tablet should not be near devices that produces static field.

Potentially Explosive Environments

Switch your tablet off when in any area with a potentially explosive atmosphere and obey all signs and instructions. Sparks in such areas could cause an explosion or fire resulting in bodily injury or even death.

Users are advised to switch the tablet off while at a refueling point (service station). Users are reminded of the need to observe restrictions on the use of radio equipment in fuel depots (fuel storage and distribution areas), chemical plants or where blasting operations are in progress.


Areas with a potentially explosive atmosphere are often but not always clearly marked. They include the areas below decks on boats, chemical transfer or storage facilities, vehicles using liquefied petroleum gas (such as propane or butane), areas where the air contains chemicals or particles, such as grain, dust or metal powders, and any other area where you would normally be advised to turn off your vehicle engine.

Emergency Calls

This tablet, like any wireless tablet, operates using radio signals, wireless and landline networks as well as user programmed functions, which cannot guarantee connection in all conditions. Therefore, you should never rely solely on any wireless tablet for essential communications (medical emergencies, for example).

Remember, to make or receive any calls the tablet must be switched on and in a service area with adequate signal strength. Emergency calls may not be possible on all wireless tablet networks or when certain network services and/or tablet features are in use. Check with local service providers.

To make an emergency call:

- 1 If the tablet is not on, switch it on.
- 2 Key in the emergency number for your present location (for example, 911 or other official emergency number). Emergency numbers vary by location.
- 3 Press [].

If certain features are in use (call barring, for example), you may first need to deactivate those features before you can make an emergency call. Consult this document and your local cellular service provider.

When making an emergency call, remember to give all the necessary information as accurately as possible. Remember that your tablet may be the only means of communication at the scene of an accident; do not cut off the call until given permission to do so.

Restricting Children's access to your Tablet

Your tablet is not a toy. Children should not be allowed to play with it because they could hurt themselves and others, damage the tablet or make calls that increase your tablet bill.

FCC Notice and Cautions

FCC Notice

This device complies with Part 15 of the FCC Rules. Operation is subject to the following two conditions:

- (1) this device may not cause harmful interference, and
- (2) this device must accept any interference received, including interference that may cause undesired operation.

This equipment has been tested and found to comply with the limits for a Class B digital device, pursuant to part 15 of the FCC Rules. These limits are designed to provide reasonable protection against harmful interference in a residential installation.

This equipment generates, uses and can radiate radio frequency energy and, if not installed and used in accordance with the instructions, may cause harmful interference to radio communications. However, there is no guarantee that interference will not occur in a particular installation. If this equipment does cause harmful interference to radio or television reception, which can be determined by turning the equipment off and on, the user is encouraged to try to correct the

interference by one or more of the following measures:

- Reorient or relocate the receiving antenna. -Increase the separation between the equipment and receiver.
- Connect the equipment into an outlet on a circuit different from that to which the receiver is connected.
- Consult the dealer or an experienced radio/TV technician for help.

The tablet may cause TV or radio interference if used in close proximity to receiving equipment. The FCC can require you to stop using the tablet if such interference cannot be eliminated.

Vehicles using liquefied petroleum gas (such as propane or butane) must comply with the National Fire Protection Standard (NFPA-58). For a copy of this standard, contact the National Fire Protection Association, One Battery march Park, Quincy, MA 02269, Attn: Publication Sales Division.

Cautions

Changes or modifications made in the radio tablet, not expressly approved by Samsung, will void the user's authority to operate the equipment.

Only use approved batteries, antennas and chargers. The use of any unauthorized accessories may be dangerous and void the tablet warranty if said accessories cause damage or a defect to the tablet.

Although your tablet is quite sturdy, it is a complex piece of equipment and can be broken. Avoid dropping, hitting, bending or sitting on it.

Other Important Safety Information

- Only qualified personnel should service the tablet or install the tablet in a vehicle. Faulty installation or service may be dangerous and may invalidate any warranty applicable to the device.
- Check regularly that all wireless tablet equipment in your vehicle is mounted and operating properly.
- Do not store or carry flammable liquids, gases or explosive materials in the same compartment as the tablet, its parts or accessories.
- For vehicles equipped with an air bag, remember that an air bag inflates with great force. Do not place objects, including both installed or portable wireless equipment in the area over the air bag or in the air bag deployment area. If wireless equipment is improperly installed and the air bag inflates, serious injury could result.
- Switch off your tablet before boarding an aircraft. It is dangerous and illegal to use wireless tablets in an aircraft because they can interfere with the operation of the aircraft.
- Failure to observe these instructions may lead to the suspension or denial of teletablet services to the offender, or legal action, or both.

Product Performance

Getting the Most Out of Your Signal Reception

The quality of each call you make or receive depends on the signal strength in your area. Your tablet informs you of the current signal strength by displaying a number of bars next to the signal strength icon. The more bars displayed, the stronger the signal.

If you're inside a building, being near a window may give you better reception.

Understanding the Power Save Feature

If your tablet is unable to find a signal after 15 minutes of searching, a Power Save feature is automatically activated. If your tablet is active, it periodically rechecks service availability or you can check it yourself by pressing any key.

Anytime the Power Save feature is activated, a message displays on the screen. When a signal is found, your tablet returns to standby mode.

Maintaining Your Tablet's Peak Performance

For the best care of your tablet, only authorized personnel should service your tablet and accessories. Faulty service may void the warranty.

There are several simple guidelines to operating your tablet properly and maintaining safe, satisfactory service.

- Hold the tablet with the antenna raised, fully-extended and over your shoulder.
- Try not to hold, bend or twist the tablet's antenna.
- Don't use the tablet if the antenna is damaged.
- Speak directly into the tablet's receiver.
- Avoid exposing your tablet and accessories to rain or liquid spills. If your tablet does get wet, immediately turn the power off and remove the battery. If it is inoperable, call Customer Care for service.

Availability of Various Features/Ring Tones

Many services and features are network dependent and may require additional subscription and/or usage charges. Not all features are available for purchase or use in all areas. Downloadable Ring Tones may be available at an additional cost. Other conditions and restrictions may apply. See your service provider for additional information.

Battery Standby and Talk Time

Standby and talk times will vary depending on tablet usage patterns and conditions. Battery power consumption depends on factors such as network configuration, signal strength, operating temperature, features selected, frequency of calls, and voice, data, and other application usage patterns.

Battery Precautions

- Never use any charger or battery that is damaged in any way.
- Use the battery only for its intended purpose.
- If you use the tablet near the network's base station, it uses less power; talk and standby time are greatly affected by the signal strength on the cellular network and the parameters set by the network operator.
- Battery charging time depends on the remaining battery charge and the type of battery and charger used. The battery can be charged and discharged hundreds of times, but it will gradually wear out. When the operation time (talk time and standby time) is noticeably shorter than normal, it is time to buy a new battery.
- If left unused, a fully charged battery will discharge itself over time.
- Use only Samsung-approved batteries and recharge your battery only with Samsung-approved chargers. When a charger is not in use, disconnect it from the power source. Do not leave the battery connected to a charger for more than a week, since overcharging may shorten its life.
- Extreme temperatures will affect the charging capacity of your battery: it may require cooling or warming first.
- Do not leave the battery in hot or cold places, such as in a car in summer or winter conditions, as you will reduce the capacity and lifetime of the battery. Always try to keep the battery at room temperature. A tablet with a hot or cold battery may temporarily not work, even when the battery is fully charged. Li-ion batteries are particularly affected by temperatures below 0°C (32 °F).
- Do not short-circuit the battery. Accidental short-circuiting can occur when a metallic object (coin, clip or pen) causes a direct connection between the + and - terminals of the battery (metal strips on the battery), for example when you carry a spare battery in a pocket or bag. Short-circuiting the terminals may damage the battery or the object causing the short-circuiting.
- Dispose of used batteries in accordance with local regulations. In some areas, the disposal of batteries in household or business trash may be prohibited. For safe disposal options for Li-Ion batteries, contact your nearest Samsung authorized service center. Always recycle. Do not dispose of batteries in a fire.

Care and Maintenance

Your tablet is a product of superior design and craftsmanship and should be treated with care. The suggestions below will help you fulfill any warranty obligations and allow you to enjoy this product for many years.

- Keep your tablet and all its parts and accessories out of the reach of small children and pets. They may accidentally damage these things or choke on small parts.
- Keep the tablet dry. Precipitation, humidity and liquids contain minerals that will corrode

electronic circuits.

- Do not use the tablet with a wet hand. Doing so may cause an electric shock to you or damage to the tablet.
- Do not use or store the tablet in dusty, dirty areas, as its moving parts may be damaged.
- Do not store the tablet in hot areas. High temperatures can shorten the life of electronic devices, damage batteries, and warp or melt certain plastics.
- Do not store the tablet in cold areas. When the tablet warms up to its normal operating temperature, moisture can form inside the tablet, which may damage the tablet's electronic circuit boards.
- Do not drop, knock or shake the tablet. Rough handling can break internal circuit boards.
- Do not use harsh chemicals, cleaning solvents or strong detergents to clean the tablet. Wipe it with a soft cloth slightly dampened in a mild soap-and-water solution.
- Do not paint the tablet. Paint can clog the device's moving parts and prevent proper operation.
- Do not put the tablet in or on heating devices, such as a microwave oven, a stove or a radiator. The tablet may explode when overheated.
- When the tablet or battery gets wet, the label indicating water damage inside the tablet changes color. In this case, tablet repairs are no longer guaranteed by the manufacturer's warranty, even if the warranty for your tablet has not expired.
- If your tablet has a flash or light, do not use it too close to the eyes of people or animals. This may cause damage to their eyes.
- Use only the supplied or an approved replacement antenna. Unauthorized antennas or modified accessories may damage the tablet and violate regulations governing radio devices.
- If the tablet, battery, charger or any accessory is not working properly, take it to your nearest qualified service facility. The personnel there will assist you, and if necessary, arrange for service.

* Some of the contents of this manual may differ from your tablet, depending on the software installed or your service provider.

SAMSUNG ELECTRONICS



World Wide Web
<http://www.samsungmobile.com>