



**Draft**

# **SPH-W2500**

## **User's Guide**

## Intellectual Property

All Intellectual Property, as defined below, owned by or which is otherwise the property of Samsung or its respective suppliers relating to the SAMSUNG Phone, including but not limited to, accessories, parts, or software relating there to (the "Phone System"), is proprietary to Samsung and protected under federal laws, state laws, and international treaty provisions. Intellectual Property includes, but is not limited to, inventions (patentable or unpatentable), patents, trade secrets, copyrights, software, computer programs, and related documentation and other works of authorship. You may not infringe or otherwise violate the rights secured by the Intellectual Property. Moreover, you agree that you will not (and will not attempt to) modify, prepare derivative works of, reverse engineer, decompile, disassemble, or otherwise attempt to create source code from the software. No title to or ownership in the Intellectual Property is transferred to you. All applicable rights of the Intellectual Property shall remain with SAMSUNG and its suppliers.

## Samsung Telecommunications America (STA), Inc.

### Headquarters:

1301 East Lookout Drive Suite 150 Richardson,  
TX 75082

Tel: 972.761.7000

### Customer Care Center:

1601 E. Plano Parkway, Suite 150 Plano, TX 75074  
Toll Free Tel: 1.888.987.HELP (4357)

Fax: 972.801.6065

**Internet Address:** <http://www.samsungusa.com>

©2004 Samsung Telecommunications America, Inc. is a registered trademark of Samsung Electronics America, Inc. and its related entities.

Licensed by Qualcomm Incorporated under one or more of the following patents: U.S. Patent No. 4, 901, 307; 5, 056, 109; 5, 099, 204; 5,101, 501; 5, 103, 459; 5, 107, 225; 5, 109, 390.

Openwave® is a registered Trademark of Openwave, Inc.  
RSA® is a registered Trademark of RSA Security, Inc.

## **Disclaimer of Warranties; Exclusion of Liability**

EXCEPT AS SET FORTH IN THE EXPRESS WARRANTY CONTAINED ON THE WARRANTY PAGE ENCLOSED WITH THE PRODUCT, THE PURCHASER TAKES THE PRODUCT "AS IS", AND SAMSUNG MAKES NO EXPRESS OR IMPLIED WARRANTY OF ANY KIND WHATSOEVER WITH RESPECT TO THE PRODUCT, INCLUDING BUT NOT LIMITED TO THE MERCHANTABILITY OF THE PRODUCT OR ITS FITNESS FOR ANY PARTICULAR PURPOSE OR USE; THE DESIGN, CONDITION OR QUALITY OF THE PRODUCT; THE PERFORMANCE OF THE PRODUCT; THE WORKMANSHIP OF THE PRODUCT OR THE COMPONENTS CONTAINED THEREIN; OR COMPLIANCE OF THE PRODUCT WITH THE REQUIREMENTS OF ANY LAW, RULE, SPECIFICATION OR CONTRACT PERTAINING THERETO. NOTHING CONTAINED IN THE INSTRUCTION MANUAL SHALL BE CONSTRUED TO CREATE AN EXPRESS OR IMPLIED WARRANTY OF ANY KIND WHATSOEVER WITH RESPECT TO THE PRODUCT. IN ADDITION, SAMSUNG SHALL NOT BE LIABLE FOR ANY DAMAGES OF ANY KIND RESULTING FROM THE PURCHASE OR USE OF

THE PRODUCT OR ARISING FROM THE BREACH OF THE EXPRESS WARRANTY, INCLUDING INCIDENTAL, SPECIAL OR CONSEQUENTIAL DAMAGES, OR LOSS OF ANTICIPATED PROFITS OR BENEFITS.



# Important safety precautions



Failure to comply with the following precautions may be dangerous or illegal.

## Use road safety at all times

Do not use a hand-held phone while driving. Park the vehicle first.

## Switch off the phone when refuelling

Do not use the phone at a refuelling point (service station) or near fuels or chemicals.

## Switch off in an aircraft

Wireless phones can cause interference. Using them in an aircraft is both illegal and dangerous.

## Switch off the phone near all medical equipment

Hospitals or health care facilities may be using equipment that could be sensitive to external radio frequency energy. Follow any regulations or rules in force.



## Interference

All wireless phones may be subject to interference, which could affect their performance.

## Be aware of special regulations

Meet any special regulations in force in any area and always switch off your phone whenever it is forbidden to use it, or when it may cause interference or danger.

## Water resistance

Your phone is not water-resistant. Keep it dry.

## Sensible use

Use only in the normal position (held to the ear). Avoid unnecessary contact with the antenna when the phone is switched on.

## Emergency call

Key in the emergency number for your present location, then press [     ].

## Keep your phone away from small children

Keep the phone and all its parts, including accessories, out of the reach of small children.

## Accessories and batteries

Use only Samsung-approved accessories and batteries. Use of any unauthorized accessories could damage your phone and may be dangerous.



- The phone could explode if the battery is replaced with an incorrect type.
- Dispose used batteries according to the manufacturer's instructions.

## Qualified service

Only qualified service personnel may repair your phone.

For more detailed safety information, see "Health and safety information" on page 23.

## Contents

### **Unpack** **3**

---

*Make sure you have each item*

### **Get started** **4**

---

*First steps to operate your phone*

### **Menu functions** **8**

---

*All menu options listed*

### **Solve problems** **21**

---

*Help and personal needs*

### **Health and safety information** **23**

---

## *Unpack*

*Make sure you have each item*

Phone   Adapter   Stereo headset  
Battery   Battery travel holder   User's manual

You can obtain the following accessories for your phone from your local Samsung dealer.

- Multi adapter
- Car charger
- Portable battery kit
- FM transmitter
- Bluetooth mono/ stereop headset kit
- Travel charger
- PC data cable
- Portable PC data cable
- Music controller

## Get started

*First steps to operate your phone*

### Install and charge the phone

- 1 Install the battery:  
☒ To remove the battery, slide the battery catch toward the top of the phone and hold it.
- 2 Plug the adapter into the phone.
- 3 Plug the adapter into a standard AC wall outlet.
- 4 When the phone is completely charged (the battery icon stops blinking), unplug the adapter from the power outlet.
- 5 Remove the adapter from the phone.

### Low battery indicator

When the battery is low:

- a warning tone sounds,
- the battery low message displays, and


- the empty battery icon  blinks.

If the battery level becomes too low, the phone automatically turns off. Recharge your battery.


### Power on or off

#### Power on

Do not turn on the phone when mobile phone use is prohibited.

1. Open the phone.
2. Press and hold [  ] to turn on the phone.
3. If necessary, enter the PIN and press **<OK>**

#### Power off

1. Open the phone.
2. Press and hold [  ].



## Keys and display

| Key(s)          | Description   |
|-----------------|---|
| <b>Softkeys</b> | Perform the function indicated on the bottom line of the display.                                   |
| Navigation keys | In Standby mode, access menu options directly.<br>In Menu mode, scroll through the menu options.    |
| OK key          | In Idle mode, enters Menu mode.<br>In Menu mode, selects the highlighted menu option.               |
| SEND key        | Sends or answers a call.<br>In Standby mode, retrieves the last number dialed, missed, or received. |
| CLR key         | Deletes characters from the display.<br>In Menu mode, returns to the previous menu level.           |

| Key(s)                              | Description   |
|-------------------------------------|---|
| END key                             | Ends a call. Hold down to switch the phone on and off.<br>In Menu mode, cancels input and returns the phone to Idle mode.   |
| Numeric keys                        | Enter numbers, letters, and some special characters.  |
| */# keys                            | Enter special characters.<br>Use for some special functions.  |
| <b>Volume keys</b><br>(on the left) | Adjusts the phone volume.<br>In Standby mode, with the phone open, adjusts the master volume. With the phone closed, hold down to turn on the display.<br>In Menu mode, scrolls through the menu options. |

**Camera key** In Standby mode, with the phone open, turns on the camera. With the phone closed, hold down to turn on the camera.  
In Capture mode, takes a photo.

## Overview of menu functions

To access Menu mode, press < 메뉴 > in Idle mode.

### 1 Good Time KTF

- 1 Help Desk/Your Account
- 2 Voice/Video Service
- 3 KTF Member's Card
- 4 MagicN Top 10
- 5 Connect To Download Center
- 6 MagicN Pop-up
- 7 MP3
- 8 Connect To Fimm
- 9 Karaoke

### 2 Display

- 1 Wall Paper
- 2 Main Menu Style
- 3 Font Type/Size
- 4 Dial Number Style
- 5 Lighting

### 3 Sounds

- 1 Ring Tone Settings
- 2 Alert Tones
- 3 Key Tones/Others
- 4 Volume
- 5 Hourly Chime

### 4 Messages

- 1 New Multimap
- 2 Inbox
- 3 Outbox
- 4 Emoticons
- 5 Message Log
- 6 Spam block/report

### 5 Exciting Anycall

- 1 MyPet
- 2 Camera
- 3 MP3
- 4 VOD
- 5 File Viewer
- 6 Bluetooth
- 7 Entertainment
- 8 Voice Functions
- 9 PC Connect
- 0 Anycall Land Files
- \* Anycall SOS

### 6 Phonebook

- 1 Search
- 2 Add To Phonebook
- 3 Groups
- 4 Call Log
- 5 Sel Save Memory
- 6 Copy All
- 7 My Number

### 7 Organizer

- 1 Wake-up/Alarms
- 2 Scheduler
- 3 School Timetable
- 4 Memo
- 5 Calculator
- 6 English Dictionary
- 7 Translator
- 8 Subway Show
- 9 Unit Converter
- 0 World Clock
- \* Stopwatch

### 8 Contents box

- 1 Melodies
- 2 Images
- 3 Photos/Movies
- 4 MP3
- 5 Multipack
- 6 Fimm
- 7 Attached Files
- 8 Karaoke Songs
- 9 Anycall Land
- \* Memory

### 9 Settings

- 1 Call Settings
- 2 Application Settings
- 3 Password/Lock
- 4 언어 선택/Language
- 5 Anycall Help
- # Reset

## *Menu functions*

*All menu options listed*

### **Good Time KTF**

The **Good Time KTF** menu provides you with network services supported by KTF. For further details about KTF services, contact KTF.

### **Help Desk/Your Account**

---

Use this menu to access the Help Desk web site. You can check out your call charges, the time log for your calls, payback point, and other useful information.

### **Voice/Video Service**

---

Use this menu to register to various services provided by Good Time KTF, or cancel any existing accounts. For further details about KTF services, contact KTF.

### **KTF Member's Card**

---

Use this menu to enter the KTF Members website. You can register for a mobile card or check out details of your card use.

### **MagicN Top 10**

---

Use this menu to enter the MagicN Top 10 website that allows you to view the most popular 10 sites in MagicN at a glance. You can also access one of the sites to enjoy multimedia services or get up-to-the-minute information.

### **Connect To Download Center**



---

Use this menu to access the Multipack website, which is an exclusive download website on MagicN. You can download various multimedia items or programs from Multipack.

## MagicN Pop-up

---

Use this menu to set an Internet service accessible on your Idle mode screen, or to access the MagicN Pop-up web site to download pop-up services.

 Press [  ] in Idle mode to access downloaded MagicN Pop-up services. Depending on your phone, the key you need to press can be different.

## MP3

---

Use this menu to launch the MP3 player and listen to music or make playlists of your own.

## Connect To Fimm

---

Use this menu to access the Fimm website. You can listen to streaming music, or play music or video files downloaded from the site.

## Karaoke

---

Use this menu to sing a song by accessing a karaoke website or by playing karaoke video files on your

phone's memory. Select Download Karaoke to access a karaoke site and download contents.

## **Display**

The **Display** menu allows you to customize the settings for the phone's displays and lights.

### **Wall Paper**

---

Use this menu to customize the idle screen or background images for various situations on the phone.

### **Main Menu Style**

---

Use this menu to select a display style of the main menu screen displayed when you press in Idle mode.

### **Font Type/Size**

---

Use this menu to select the font type or size for the text on the display.

### **Dial Number Style**

---

Use this menu to select the size, color, or effect for digits to be displayed when you enter a phone number for dialing.

## **Lighting**

---

Use this menu to customize the lighting for the display.

## Sounds

The **Sounds** menu allows you to customize sounds for certain events or situations on the phone.

### Ring Tone Settings

---

Use this menu to select a call alert type or a ringtone to alert you to incoming calls.

### Alert Tones

---

Use this menu to customize various tones to alert you to various situations on the phone.

### Key Tones/Others

---

Use this menu to customize the keypad tones and tones you can hear while operating the phone.

### Volume

---

Use this menu to adjust the volume level of various phone sounds, such as the call ringtone, message ringtone, wake-up calls, and so on.

## Hourly Chime

---

Use this menu to set the phone to sound an alert tone every hour on the hour. You can set the period of time for which the hourly alert will be used.

## Messages

The **Messages** menu allows you to compose and send a text or multimedia message, and view incoming or outgoing messages and emails.

### New Multimap

---

Use this menu to compose and send a text or Multimap message.

### Inbox

---

Use this menu to view or manage received messages. Select Internet Inbox to access the received messages stored on the online message server.

- ☒ Internet Inbox is an online message box provided by KTF that stores messages you have received.

### Outbox

---

Use this menu to view or manage sent messages, draft message, or queued messages. Select Internet Outbox to access sent messages stored on the online message server.

- ☒ Internet Outbox is an online message box provided by KTF that stores messages you have sent.

### Emoticons

---

Use this menu to send a message by using preset emoticons, or add new emoticons.

### Message log

---

Use this menu to access logs about the messages you have sent or received and the total number of the messages.

### Spam block/report

---

Use this menu to set the phone to block SPAM messages, and set phone numbers or text that you want to block.



## Exciting Anycall

The **Exciting Anycall** menu allows you to access various entertaining and convenient functions.

### MyPet

---

Use this menu to adopt your own a cyber dog. Help them grow up by feeding and playing just as you would do in real life. You can also train your dog.

### Camera

---

Use this menu to take a photo or record a video, and use various camera-related funtions.

- **Capture** : allows you to take a photo or record a video.
- **Anycall Album, External Memory Album** : allows you to view photos and videos or manage them.
- **MagicN Album** : allows you to view photos you have decorated and downloaded from the MagicN website.
- **Photo Studio**: allows you to edit or decorate photos, and edit videos by using video capturing.

- **Photo Print** : allows you to print photos by connecting to the phone to a compatible printer via Bluetooth or USB.
- **Photo/Movie Upload** : allows you to upload photos or videos to MagicN Album or Portal Community websites. For further details, contact KTF.

### MP3

---

Use this menu to listen to music or manage music albums.

### VOD

---

Use this menu to play videos downloaded from the Fimm service.

### File Viewer

---

Use this menu to open images(jpg or bmp) or documents(Word, Excel, PowerPoint, PDF, Text, HTML, etc.) on the phone's memory, without corrupting files.

## Bluetooth

---

Use this menu to access the Bluetooth wireless technology to connect a wirelessly compatible mobile phone, headset, PC, and photo printer within the available range. You must pair the device with the phone to connect them each other via Bluetooth.

- **Bluetooth mode** : allows you to activate or deactivate Bluetooth.
- **Search New Devices** : allows you to search for available Bluetooth devices.
- **Bluetooth Connect** : allows you to check the paired devices or connect one of them with the phone.
- **Disconnect** : allows you to check the details of the connected device or disconnect the device from the phone.
- **Data Transfer** : allows you to transfer data to a compatible mobile phone.

☒ Depending on file formats, transferring data may be unavailable.

## Entertainment

---

Use this menu to access various entertaining and convenient functions, as well as play games.

## Voice Functions

---

Use this menu to view information about your phone.

- **Bluetooth mode** : allows you to activate or deactivate Bluetooth.
- **Search New Devices** : allows you to search for available Bluetooth devices.
- **Bluetooth mode** : allows you to activate or deactivate Bluetooth.

## Voice Functions

---

Use this menu to access voice-related functions.

- **Voice Command** : allows you to execute functions by verbalizing commands.

☒ Voice Command is only supported in Korean.

- **TTS** : allows you to set the phone to audibly read text.

- **Voice Memo** : allows you to record and manage voice memos.

## PC Connect

---

Use this menu to connect the phone to a PC.

- **Removable Disk** : allows you to connect the phone to a PC with a PC data cable and use the phone as an external USB memory disk to transfer data between the phone and a PC.
- **PC Manager** : allows you to use multimedia items and functions provided from Anycall Land.
- **Anycall Music** : allows you to use music items provided from Anycall Land.
- **Any PC** : Any PC, a remote computing program, enables you to control a Windows-based host PC or transfer files between the host PC and guest PC. Once you have installed the Any PC program to each PC, you can conveniently work with the host PC from any other PC specified as a guest.

## Anycall Land Files

---

Use this menu to access and manage files downloaded from Anycall Land.

## Anycall SOS

---

This menu allows you to activate the SOS message feature, which allows you to send an SOS message to registered phone numbers to ask for help in an emergency.

## **Phonebook**

The **Phonebook** menu allows you to store your contacts' personal information and manage them efficiently.

### **Search**

---

Use this menu to search for a phone number by entering a keyword, such as a name, a phone number, or an email address.

### **Add To Phonebook**

---

Use this menu to save phone numbers and contact information.

### **Groups**

---

Use this menu to organize your contacts by grouping them based on specific categories.

### **Call Log**

---

Use this menu to check the time length of the calls you have made or received.

## **Sel Save Memomory**

---

Use this menu to select your memory to save phone numbers and contact information.

### **Copy All**

---

Use this menu to copy your contacts between USIM and phone memory.

### **My Number**

---

Use this menu to edit your phone information.

## Organizer

The **Organizer** menu allows you to manage your schedule, tasks, or memos, and other convenient functions helpful for your daily life.

### Wake-up/Alarms

---

Use this menu to set a wake-up call to wake you up in the morning or multiple alarms to sound at specific times.

### Scheduler

---

Use this menu to organize and check your daily, weekly, or monthly schedule.

### School Timetable

---

Use this menu to set up a timetable of your class schedule.

### Memo

---

Use this menu to make and manage memos for things that are important to you.

## Calculator

---

Use this menu to use the phone as a calculator for the four arithmetical operations.

### English Dictionary

---

Use this menu to search for Korean words or English words, create your own wordbook, or enjoy a word quiz.

### Translator

---

Use this menu to make a translation into English, Japanese and Chainese.

☒ Translator is only supported in Korean.

### Subway Show

---

Use this menu to check the subway map of the major cities in Korea.

☒ Subway Show is only supported in Korean.

### Unit Converter

---

Use this menu to perform conversions for units, such as length or currency.

### **World Clock**

---

Use this menu to check the current time in other parts of the world.

### **Stopwatch**

---

Use this menu to measure interval of elapsed time.

### **Contents Box**

The **Contents Box** menu allows you to access various multimedia items from other sources, as well as embedded items.

### **Melodies**

---

Use this menu to access and manage ringtones stored in the phone's memory.

### **Images**

---

Use this menu to view and manage images stored in the phone's memory.

### **Photos/Movies**

---

Use this menu to view photos or videos in AnyCall Album or photos decorated on your online photo album.

### **MP3**

---

Use this menu to access and manage MP3 stored in the phone's memory.

## Multitapack

---

Use this menu to access the Multitapack website to download multimedia items, or access items you have downloaded from the website.

## Fimm

---

Use this menu to access and manage multimedia items downloaded from the Fimm service.

## Attached Files

---

Use this menu to access and manage files you have saved from Multimap messages to the phone's memory.

## Karaoke Songs

---

Use this menu to access and manage karaoke files.

## Anycall Land

---

Use this menu to access and manage files downloaded from Anycall Land.

## Memory

---

Use this menu to check the amount of memory currently being used in each menu. You can also format a memory card.

## Settings

The **Settings** menu allows you to access various setting options to customise the phone to your preferences and needs. You can also reset the settings to their default status.

### Call Settings

---

Use this menu to set up various options for making or receiving calls.

- **Receive/End Settings** : allows you to select how to answer or end a call.
- **Video Call Settings** : allows you to select how to video call.
- **Call Reject** : allows you to set the phone to block a call or select how to reject a call.
- **Region/International Code Settings** : allows you to set region code and international code
- **Flight Mode** : allows you to make the phone's all functions requiring network connections disabled, or set the current time and date.
- **Network Settings** : allows you to set network.

## Application Settings

---

Use this menu to customize the settings for the display, sounds, camera, messages, or Bluetooth.

### Password/Lock

---

Use this menu to set the phone's password or lock the phone.

### 언어 선택 /Language

---

Use this menu to change the display language.

### Anycall Help

---

Use this menu to view help information about how to use the phone's major functions.

### Reset

---

Use this menu to reset all of the phone's settings to their factory default, or clear memory. You can reset the phone's settings by functions you want separately.



## *Solve problems*

### *Help and personal needs*

To save the time and expense of an unnecessary service call, perform the simple checks in this section before contacting a service professional.

### **When you switch on your phone, the following messages may appear:**

#### **"Insert USIM card"**

- Be sure that the USIM card is correctly installed.

#### **"Phone locked Enter password"**

- The automatic locking function has been enabled. You must enter the phone's password before you can use the phone.

#### **"Enter PIN1"**

- You are using your phone for the first time. You must enter the PIN1 supplied with the USIM card.
- The PIN1 Check feature is enabled. Every time the phone is switched on, the PIN1 has to be entered. To disable this feature, use the **PIN check** menu.


#### **"Enter PUK"**

- The PIN1 code has been entered incorrectly three times in succession, and the phone is now blocked. Enter the PUK1 supplied by your service provider.


### **"No Service," "Network Failure," or "Not Done" displays**

- The network connection has been lost. You may be in a weak signal area. Move and try again.
- You are trying to access an option for which you have no subscription with your service provider. Contact the service provider for further details.

### **You have entered a number but it was not dialled**

- Be sure that you have pressed [  ].
- Be sure you have accessed the right cellular network.
- Be sure that you have not set an outgoing call barring option.

### **Your correspondent cannot reach you**

- Be sure your phone is switched on. ([  ] pressed for more than one second.)
- Be sure you are accessing the correct cellular network.
- Be sure that you have not set an outgoing call barring option.




### **Your correspondent cannot hear you speaking**

- Be sure you have switched off the microphone.
- Be sure you are holding the phone close enough to your mouth. The microphone is located at the bottom of the phone.

### **The phone starts beeping and "LOW BATTERY" flashes on the display**

- Your battery is insufficiently charged. Recharge the battery.

### **The audio quality of the call is poor**

- Check the signal strength indicator on the display (). The number of bars indicates the signal strength from strong () to weak (.

- Try moving the phone slightly or moving closer to a window if you are in a building.

### **No number is dialled when you re-call a Contacts entry**

- Use the Contact Search feature to ensure the number has been stored correctly.
- Re-store the number, if necessary.

### **If the above guidelines do not help you to solve the problem, take note of:**

- The model and serial numbers of your phone
- Your warranty details
- A clear description of the problem

Then contact your local dealer or Samsung after-sales service.

## *Health and safety information*

### **Exposure to Radio Frequency (RF) Signals**

Your wireless phone is a radio transmitter and receiver. It is designed and manufactured not to exceed the emission limits for exposure to radio frequency (RF) energy set by the Federal Communications Commission (FCC) of the U.S. Government. These limits are part of comprehensive guidelines and establish permitted levels of RF energy for the general population. The guidelines are based on the safety standards that were developed by independent scientific organizations through periodic and through evaluation of scientific studies.

The standards include a substantial safety margin designed to assure the safety of all persons, regardless of age and health.

The exposure standard for wireless phones employs a unit of measurement known as Specific Absorption Rate (SAR). The SAR limit recommended by the FCC is 1.6W/kg.\*

SAR tests are conducted using standard operating positions specified by the FCC with the phone transmitting at its highest certified power level in all tested frequency bands.

Although the SAR is determined at the highest certified power level, the actual SAR level of the phone while operating can be well below the maximum value. This is because the phone is designed to operate at multiple power levels so as to use only the power required to reach the network. In general, the closer you are to a wireless base station antenna, the lower the power output of the phone.

Before a new model phone is available for sale to the public, it must be tested and certified to the FCC that it does not exceed the limit established by the government adopted requirement for safe exposure.

---

\* In the U.S. and Canada, the SAR limit for mobile phones used by the public is 1.6 watts/kg (W/kg) averaged over one gram of tissue. The standard incorporates a substantial margin of safety to give additional protection for the public and to account for any variations in measurements.

The tests are performed in positions and locations (e.g., at the ear and worn on the body) as required by the FCC for each model. While there may be differences between the SAR levels of various phones and at various positions, they all meet the government requirement.

The FCC has granted an Equipment Authorization for this model phone with all reported SAR levels evaluated as in compliance with the FCC RF exposure guidelines. SAR information on this model phone is on file with the FCC and can be found under the Display Grant section of <http://www.fcc.gov/oet/fccid> after searching on FCC ID printed in the label on the phone.

## **For body operation**

---

For body worn operation, this model phone has been tested and meets the FCC RF exposure guidelines when used with a Samsung-supplied or approved accessory designated for this product or when used with an accessory that contains no metal and that positions the handset a minimum from the body.

The minimum distance for this model phone is written in the FCC certification information from the body. Non-compliance with the above conditions may violate FCC RF exposure guidelines.

For more information concerning exposure to radio frequency signals, see the following websites:

Federal Communications Commission (FCC)  
<http://www.fcc.gov>

Cellular Telecommunications Industry Association (CTIA):  
<http://www.wow-com.com>

U.S. Food and Drug Administration (FDA)  
<http://www.fda.gov/cdrh/consumer>

World Health Organization (WHO)  
<http://www.who.int/peh-emf/en>

## Precautions when using batteries

---

- Never use any charger or battery that is damaged in any way.
- Use the battery only for its intended purpose.
- If you use the phone near the network's base station, it uses less power; talk and standby time are greatly affected by the signal strength on the cellular network and the parameters set by the network operator.
- Battery charging time depends on the remaining battery charge, the type of battery and the charger used. The battery can be charged and discharged hundreds of times, but it will gradually wear out. When the operation time (talk time and standby time) is noticeably shorter than normal, it is time to buy a new battery.
- If left unused, a fully charged battery will discharge itself over time.
- Use only Samsung-approved batteries and recharge your battery only with Samsung-approved chargers. When a charger is not in use, disconnect it from the power source. Do not leave the battery connected to a charger for more than a week, since overcharging may shorten its life.
- Extreme temperatures will affect the charging capacity of your battery: it may require cooling or warming first.
- Do not leave the battery in hot or cold places, such as in a car in summer or winter conditions, as you will reduce the capacity and lifetime of the battery. Always try to keep the battery at room temperature. A phone with a hot or cold battery may temporarily not work, even when the battery is fully charged. Li-ion batteries are particularly affected by temperatures below 0 °C (32 °F).
- Do not short-circuit the battery. Accidental short-circuiting can occur when a metallic object (coin, clip or pen) causes a direct connection between the + and - terminals of the battery (metal strips on

the battery), for example when you carry a spare battery in a pocket or bag. Short-circuiting the terminals may damage the battery or the object causing the short-circuiting.

- Dispose used batteries in accordance with local regulations. Always recycle. Do not dispose batteries in a fire.

## **Road safety**

---

Your wireless phone gives you the powerful ability to communicate by voice, almost anywhere, anytime. But an important responsibility accompanies the benefits of wireless phones, one that every user must uphold.

When driving a car, driving is your first responsibility. When using your wireless phone behind the wheel of a car, practice good common sense and remember the following tips:

- Get to know your wireless phone and its features, such as speed dial and redial. If available, these

features help you to place your call without taking your attention off the road.

- When available, use a hands-free device. If possible, add an extra layer of convenience and safety to your wireless phone with one of the many hands-free accessories available today.
- Position your wireless phone within easy reach. Be able to access your wireless phone without removing your eyes from the road. If you get an incoming call at an inconvenient time, let your voice mail answer it for you.
- Let the person you are speaking with know you are driving; if necessary, suspend the call in heavy traffic or hazardous weather conditions. Rain, sleet, snow, ice, and even heavy traffic can be hazardous.
- Do not take notes or look up phone numbers while driving. Jotting down a To Do list or flipping through your Address Book takes your attention away from your primary responsibility, driving safely.

- Dial sensibly and assess the traffic; if possible, place calls when you are not moving or before pulling into traffic. Try to plan calls when your car will be stationary. If you need to make a call while moving, dial only a few numbers, check the road and your mirrors, then continue.
- Do not engage in stressful or emotional conversations that may be distracting. Make the people with whom you are talking aware that you are driving and suspend conversations that have the potential to divert your attention from the road.
- Use your wireless phone to call for help. Dial the emergency number in the case of fire, traffic accident or medical emergencies. Remember, it is a free call on your wireless phone!
- Use your wireless phone to help others in emergencies. If you see a car accident, crime in progress or other serious emergency where lives are in danger, call the emergency number, as you would want others to do for you.

- If you see a broken-down vehicle posing no serious hazard, a broken traffic signal, a minor traffic accident where no one appears injured, or a vehicle you know to be stolen, call roadside assistance or any other special non-emergency wireless number.

## **Operating environment**

---

Remember to follow any special regulations in force in any area and always switch off your phone whenever it is forbidden to use it, or when it may cause interference or danger.

When connecting the phone or any accessory to another device, read its user's guide for detailed safety instructions. Do not connect incompatible products.

As with other mobile radio transmitting equipment, users are advised that for the satisfactory operation of the equipment and for the safety of personnel, it is recommended that the equipment should only be used in the normal operating position (held to your ear with the antenna pointing over your shoulder).

## **Electronic devices**

---

Most modern electronic equipment is shielded from radio frequency (RF) signals. However, certain electronic equipment may not be shielded against the RF signals from your wireless phone. Consult the manufacturer to discuss alternatives.

### **Pacemakers**

Pacemaker manufacturers recommend that a minimum distance of 15 cm (6 inches) be maintained between a wireless phone and a pacemaker to avoid potential interference with the pacemaker. These recommendations are consistent with the independent research and recommendations of Wireless Technology Research.

Persons with pacemakers:

- should always keep the phone more than 15 cm (6 inches) from their pacemaker when the phone is switched on.
- should not carry the phone in a breast pocket.
- should use the ear opposite the pacemaker to minimize potential interference.

If you have any reason to suspect that interference is taking place, switch off your phone immediately.

### **Hearing aids**

Some digital wireless phones may interfere with some hearing aids. In the event of such interference, you may wish to consult your hearing aid manufacturer to discuss alternatives.

### **Other medical devices**

If you use any other personal medical devices, consult the manufacturer of your device to determine if it is adequately shielded from external RF energy. Your physician may be able to assist you in obtaining this information. Switch off your phone in health care facilities when any regulations posted in these areas instruct you to do so. Hospitals or health care facilities may be using equipment that could be sensitive to external RF energy.



## **Vehicles**

RF signals may affect improperly installed or inadequately shielded electronic systems in motor vehicles. Check with the manufacturer or its representative regarding your vehicle. You should also consult the manufacturer of any equipment that has been added to your vehicle. You should also consult the manufacturer of any equipment that has been added to your vehicle.

## **Posted facilities**

Switch off your phone in any facility where posted notices require you to do so.

## **Potentially explosive environments**

---

Switch off your phone when in any area with a potentially explosive atmosphere and obey all signs and instructions. Sparks in such areas could cause an explosion or fire resulting in bodily injury or even death.

Users are advised to switch off the phone while at a refueling point (service station). Users are reminded of the need to observe restrictions on the use of radio

equipment in fuel depots (fuel storage and distribution areas), chemical plants or where blasting operations are in progress.

Areas with a potentially explosive atmosphere are often but not always clearly marked. They include the areas below deck on boats, chemical transfer or storage facilities, vehicles using liquefied petroleum gas (such as propane or butane), areas where the air contains chemicals or particles, such as grain, dust or metal powders, and any other area where you would normally be advised to turn off your vehicle engine.

## **Emergency calls**

---

This phone, like any wireless phone, operates using radio signals, wireless and landline networks as well as user-programmed functions, which cannot guarantee connection in all conditions. Therefore, you should never rely solely on any wireless phone for essential communications (medical emergencies, for example).

Remember, to make or receive any calls the phone must be switched on and in a service area with adequate signal strength. Emergency calls may not be possible on all wireless phone networks or when certain network services and/or phone features are in use. Check with local service providers.

To make an emergency call:

If the phone is not on, switch it on.

Key in the emergency number for your present location (for example, 119 or other official emergency number). Emergency numbers vary by location.

If certain features are in use (call barring, for example), you may first need to deactivate those features before you can make an emergency call. Consult this document and your local cellular service provider.

When making an emergency call, remember to give all the necessary information as accurately as possible. Remember that your phone may be the only means of communication at the scene of an accident; do not end the call until given permission to do so.

## **Other important safety information**

---

- Only qualified personnel should service the phone or install the phone in a vehicle. Faulty installation or service may be dangerous and may invalidate any warranty applicable to the device.
- Check regularly that all wireless phone equipment in your vehicle is mounted and operating properly.
- Do not store or carry flammable liquids, gases, or explosive materials in the same compartment as the phone, its parts or accessories.

- For vehicles equipped with an air bag, remember that an air bag inflates with great force. Do not place objects, including both installed or portable wireless equipment in the area over the air bag or in the air bag deployment area. If wireless equipment is improperly installed and the air bag inflates, serious injury could result.
- Switch off your phone before boarding an aircraft. The use of wireless phones in aircraft is illegal and may be dangerous to the aircraft's operation.
- Failure to observe these instructions may lead to the suspension or denial of telephone services to the offender, or legal action, or both.

## Care and maintenance

---

Your phone is a product of superior design and craftsmanship and should be treated with care. The suggestions below will help you fulfill any warranty obligations and allow you to enjoy this product for many years:

- Keep the phone and all its parts and accessories out of the reach of small children's.
- Keep the phone dry. Precipitation, humidity and liquids contain minerals that will corrode electronic circuits.
- Do not use the phone with a wet hand. Doing so may cause an electric shock to you or damage to the phone.
- Do not use or store the phone in dusty, dirty areas, as its moving parts may be damaged.
- Do not store the phone in hot areas. High temperatures can shorten the life of electronic devices, damage batteries, and warp or melt certain plastics.
- Do not store the phone in cold areas. When the phone warms up to its normal operating temperature, moisture can form inside the phone, which may damage the phone's electronic circuit boards.
- Do not drop, knock or shake the phone. Rough handling can break internal circuit boards.

- Do not use harsh chemicals, cleaning solvents or strong detergents to clean the phone. Wipe it with a soft cloth slightly dampened in a mild soap-and-water solution.
- Do not paint the phone. Paint can clog the device's moving parts and prevent proper operation.
- Do not put the phone in or on heating devices, such as a microwave oven, a stove or a radiator. The phone may explode when overheated.
- Use only the supplied or an approved replacement antenna. Unauthorized antennas or modified accessories may damage the phone and violate regulations governing radio devices.
- If the phone, battery, charger or any accessory is not working properly, take it to your nearest qualified service facility. The personnel there will assist you, and if necessary, arrange for service.

## **Acknowledging Special Precautions and the FCC and Industry Canada Notice**

### **FCC Notice**

- This device complies with Part 15 of FCC Rules. Operation is subject to the following two conditions: (1) This device may not cause harmful interference, and (2) This device must accept any interference received, including interference that may cause undesired operation.
- This equipment has been tested and found to comply with the limits for a Class B digital device, pursuant to part 15 of the FCC Rules. These limits are designed to provide reasonable protection against harmful interference in a residential installation. This equipment generates, uses and can radiate radio frequency energy and, if not installed and used in accordance with the instructions, may cause harmful interference to radio communications. However, there is no guarantee that interference will not occur in a particular installation. If this equipment does cause

harmful interference to radio or television reception, which can be determined by turning the equipment off and on, the user is encouraged to try to correct the interference by one or more of the following measures:

- Reorient or relocate the receiving antenna.
- Increase the separation between the equipment and receiver.
- Connect the equipment into an outlet on a circuit different from that to which the receiver is connected.
- Consult the dealer or an experienced radio/ TV technician for help.

The phone may cause TV or radio interference if used in close proximity to receiving equipment. The FCC can require you to stop using the phone if such interference cannot be eliminated. Vehicles using liquefied petroleum gas (such as propane or butane) must comply with the National Fire Protection Standard (NFPA-58). For a copy of this standard, contact the National Fire Protection Association, One

Battery march Park, Quincy, MA 02269, Attn: Publication Sales Division.

### **Cautions**

Changes or modifications made in the radio phone, not expressly approved by Samsung, will void the user's authority to operate the equipment.

Only use approved batteries, antennas and chargers. The use of any unauthorized accessories may be dangerous and void the phone warranty if said accessories cause damage or a defect to the phone.

Although your phone is quite sturdy, it is a complex piece of equipment and can be broken. Avoid dropping, hitting, bending or sitting on it.

## **Appendix A: CERTIFICATION INFORMATION (SAR)**

THIS MODEL PHONE MEETS THE GOVERNMENT'S REQUIREMENTS FOR EXPOSURE TO RADIO WAVES.

Your wireless phone is a radio transmitter and receiver. It is designed and manufactured not to exceed the emission limits for exposure to radio frequency (RF) energy set by the Federal Communications Commission of the U.S. Government. These limits are part of comprehensive guidelines and establish permitted levels of RF energy for the general population. The guidelines are based on safety standards that were developed by independent scientific organizations through periodic and thorough evaluation of scientific studies. The standards include a substantial safety margin designed to assure the safety of all persons, regardless of age and health.

The exposure standard for wireless mobile phones employs a unit of measurement known as the Specific Absorption Rate (SAR). The SAR limit set by the FCC is 1.6 W/kg. SAR Tests are conducted using standard operating positions accepted by the FCC with the phone transmitting at its highest certified power level

in all tested frequency bands. Although the SAR is determined at the highest certified power level, the actual SAR level of the phone while operating can be well below the maximum value. This is because the phone is designed to operate at multiple power levels so as to use only the power required to reach the network. In general, the closer you are to a wireless base station antenna, the lower the power output.

Before a new model phone is available for sale to the public, it must be tested and certified to the FCC that it does not exceed the limit established by the government adopted requirement for safe exposure. The tests are performed in positions and locations(e.g., at the ear and worn on the body) as required by the FCC for each model.

The highest reported SAR values are,

GSM1900 Mode(Part24) Head: 0.665 W/kg,

Body-worn: 0.469 W/kg

Body-worn operations are restricted to Samsung-supplied, approved or none Samsung designated accessories that have no metal and must provide at least 1.5cm separation between the device, including its antenna whether extended or retracted, and the user's body. None compliance to the above restrictions may violate FCC RF exposure guidelines.

The FCC has granted an Equipment Authorization for this model phone with all reported SAR levels evaluated as in compliance with the FCC RF exposure guidelines. SAR information on this model phone is on file with the FCC and can be found under the Display Grant section of <http://www.fcc.gov/oet/fccid> after searching on FCC ID A3LSPHW2500.\*

---

\*In the United States and Canada, the SAR limit for mobile phones used by the public is 1.6 watts/kilogram (W/kg) averaged over one gram of tissue. The standard incorporates a substantial margin of safety to give additional protection for the public and to account for any variations in measurements.

## Appendix B: Guide to Safe and Responsible Wireless Phone Use

Cellular Telecommunications & Internet Association  
"Safety is the most important call you will ever make."

### A Guide to Safe and Responsible Wireless Phone Use

TENS OF MILLIONS OF PEOPLE IN THE U.S. TODAY TAKE ADVANTAGE OF THE UNIQUE COMBINATION OF CONVENIENCE, SAFETY AND VALUE DELIVERED BY THE WIRELESS TELEPHONE. QUITE SIMPLY, THE WIRELESS PHONE GIVES PEOPLE THE POWERFUL ABILITY TO COMMUNICATE BY VOICE-ALMOST ANYWHERE, ANYTIME-WITH THE BOSS, WITH A CLIENT, WITH THE KIDS, WITH EMERGENCY PERSONNEL OR EVEN WITH THE POLICE. EACH YEAR, AMERICANS MAKE BILLIONS OF CALLS FROM THEIR WIRELESS PHONES, AND THE NUMBERS ARE RAPIDLY GROWING.

But an important responsibility accompanies those benefits, one that every wireless phone user must uphold. When driving a car, driving is your first

responsibility. A wireless phone can be an invaluable tool, but good judgment must be exercised at all times while driving a motor vehicle whether on the phone or not.

The basic lessons are ones we all learned as teenagers. Driving requires alertness, caution and courtesy. It requires a heavy dose of basic common sense-keep your head up, keep your eyes on the road, check your mirrors frequently and watch out for other drivers.

It requires obeying all traffic signs and signals and staying within the speed limit. It means using seat belts and requiring other passengers to do the same.

But with wireless phone use, driving safely means a little more. This brochure is a call to wireless phone users everywhere to make safety their first priority when behind the wheel of a car. Wireless telecommunications is keeping us in touch, simplifying our lives, protecting us in emergencies and providing opportunities to help others in need. When it comes to the use of wireless phones, safety is your most important call.

## **Wireless Phone "Safety Tips"**

Below are safety tips to follow while driving and using a wireless phone which should be easy to remember:

- 1.** Get to know your wireless phone and its features such as speed dial and redial. Carefully read your instruction manual and learn to take advantage of valuable features most phones offer, including automatic redial and memory. Also, work to memorize the phone keypad so you can use the speed dial function without taking your attention off the road.
- 2.** When available, use a hands free device. A number of hands free wireless phone accessories are readily available today. Whether you choose an installed mounted device for your wireless phone or a speaker phone accessory, take advantage of these devices if available to you.



3. Position your wireless phone within easy reach. Make sure you place your wireless phone within easy reach and where you can grab it without removing your eyes from the road. If you get an incoming call at an inconvenient time, if possible, let your voice mail answer it for you.
4. Suspend conversations during hazardous driving conditions or situations. Let the person you are speaking with know you are driving; if necessary, suspend the call in heavy traffic or hazardous weather conditions. Rain, sleet, snow and ice can be hazardous, but so is heavy traffic. As a driver, your first responsibility is to pay attention to the road.
5. Do not take notes or look up phone numbers while driving. If you are reading an address book or business card, or writing a "to do" list while driving a car, you are not watching where you are going. It's common sense. Don't get caught in a dangerous situation because you are reading or writing and not paying attention to the road or nearby vehicles.
6. Dial sensibly and assess the traffic; if possible, place calls when you are not moving or before pulling into traffic. Try to plan your calls before you begin your trip or attempt to coincide your calls with times you may be stopped at a stop sign, red light or otherwise stationary. But if you need to dial while driving, follow this simple tip-dial only a few numbers, check the road and your mirrors, then continue.
7. Do not engage in stressful or emotional conversations that may be distracting. Stressful or emotional conversations and driving do not mix-they are distracting and even dangerous when you are behind the wheel of a car. Make people you are talking with aware you are driving and if necessary, suspend conversations which have the potential to divert your attention from the road.
8. Use your wireless phone to call for help. Your wireless phone is one of the greatest tools you can own to protect yourself and your family in dangerous situations-with your phone at your side, help is only three numbers away. Dial 9-1-1 or

other local emergency number in the case of fire, traffic accident, road hazard or medical emergency. Remember, it is a free call on your wireless phone!

9. Use your wireless phone to help others in emergencies. Your wireless phone provides you a perfect opportunity to be a "Good Samaritan" in your community. If you see an auto accident, crime in progress or other serious emergency where lives are in danger, call 9-1-1 or other local emergency number, as you would want others to do for you.
10. Call roadside assistance or a special wireless non emergency assistance number when necessary. Certain situations you encounter while driving may require attention, but are not urgent enough to merit a call for emergency services. But you still can use your wireless phone to lend a hand. If you see a broken-down vehicle posing no serious hazard, a broken traffic signal, a minor traffic accident where no one appears injured or a vehicle

you know to be stolen, call roadside assistance or other special non-emergency wireless number.

Careless, distracted individuals and people driving irresponsibly represent a hazard to everyone on the road. Since 1984, the Cellular Telecommunications Industry Association and the wireless industry have conducted educational outreach to inform wireless phone users of their responsibilities as safe drivers and good citizens. As we approach a new century, more and more of us will take advantage of the benefits of wireless telephones.

And, as we take to the roads, we all have a responsibility to drive safely.

"The wireless industry reminds you to use your phone safely when driving."

Cellular Telecommunications & Internet Association  
For more information, please call 1-888-901-SAFE.  
For updates: <http://www.wow-com.com/consumer/issues/driving/articles.cfm?ID=85>

## Appendix C: Consumer Update on Wireless Phones

U.S. Food and Drug Administration

### 1. What kinds of phones are the subject of this update?

The term wireless phone refers here to hand-held wireless phones with built-in antennas, often called cell, mobile, or PCS phones. These types of wireless phones can expose the user to measurable radio frequency energy (RF) because of the short distance between the phone and the user's head. These RF exposures are limited by Federal Communications Commission safety guidelines that were developed with the advice of FDA and other federal health and safety agencies. When the phone is located at greater distances from the user, the exposure to RF is drastically lower because a person's RF exposure decreases rapidly with increasing distance from the source. The so-called "cordless phones," which have a base unit connected to the telephone wiring in a house, typically operate at far lower power levels, and

thus produce RF exposures well within the FCC's compliance limits.

### 2. Do wireless phones pose a health hazard?

The available scientific evidence does not show that any health problems are associated with using wireless phones. There is no proof, however, that wireless phones are absolutely safe. Wireless phones emit low levels of radio frequency energy (RF) in the microwave range while being used. They also emit very low levels of RF when in the stand-by mode. Whereas high levels of RF can produce health effects (by heating tissue), exposure to low level RF that does not produce heating effects causes no known adverse health effects. Many studies of low level RF exposures have not found any biological effects. Some studies have suggested that some biological effects may occur, but such findings have not been confirmed by additional research. In some cases, other researchers have had difficulty in reproducing those studies, or in determining the reasons for inconsistent results.

**3. What is FDA's role concerning the safety of wireless phones?**

Under the law, FDA does not review the safety of radiation emitting consumer products such as wireless phones before they can be sold, as it does with new drugs or medical devices. However, the agency has authority to take action if wireless phones are shown to emit radio frequency energy (RF) at a level that is hazardous to the user. In such a case, FDA could require the manufacturers of wireless phones to notify users of the health hazard and to repair, replace or recall the phones so that the hazard no longer exists.

Although the existing scientific data do not justify FDA regulatory actions, FDA has urged the wireless phone industry to take a number of steps, including the following:

- Support needed research into possible biological effects of RF of the type emitted by wireless phones;
- Design wireless phones in a way that minimizes any RF exposure to the user that is not necessary for device function; and

- Cooperate in providing users of wireless phones with the best possible information on possible effects of wireless phone use on human health

FDA belongs to an interagency working group of the federal agencies that have responsibility for different aspects of RF safety to ensure coordinated efforts at the federal level. The following agencies belong to this working group:

- National Institute for Occupational Safety and Health
- Environmental Protection Agency Federal Communications Commission
- Occupational Safety and Health Administration
- National Telecommunications and Information Administration
- The National Institutes of Health participates in some interagency working group activities, as well. FDA shares regulatory responsibilities for wireless phones with the Federal Communications Commission (FCC). All phones that are sold in the United States must comply with FCC safety guidelines that limit RF exposure. FCC relies on

FDA and other health agencies for safety questions about wireless phones.

FCC also regulates the base stations that the wireless phone networks rely upon. While these base stations operate at higher power than do the wireless phones themselves, the RF exposures that people get from these base stations are typically thousands of times lower than those they can get from wireless phones. Base stations are thus not the primary subject of the safety questions discussed in this document.

**4. What is FDA doing to find out more about the possible health effects of wireless phone RF?**

FDA is working with the U.S. National Toxicology Program and with groups of investigators around the world to ensure that high priority animal studies are conducted to address important questions about the effects of exposure to radio frequency energy (RF).

FDA has been a leading participant in the World Health Organization International Electromagnetic Fields (EMF) Project since its inception in 1996. An influential result of this work has been the development of a

detailed agenda of research needs that has driven the establishment of new research programs around the world. The Project has also helped develop a series of public information documents on EMF issues.

FDA and the Cellular Telecommunications & Internet Association (CTIA) have a formal Cooperative Research and Development Agreement (CRADA) to do research on wireless phone safety. FDA provides the scientific oversight, obtaining input from experts in government, industry, and academic organizations. CTIA-funded research is conducted through contracts to independent investigators. The initial research will include both laboratory studies and studies of wireless phone users. The CRADA will also include a broad assessment of additional research needs in the context of the latest research developments around the world.

**5.** What steps can I take to reduce my exposure to radio frequency energy from my wireless phone?

If there is a risk from these products—and at this point we do not know that there is—it is probably very small. But if you are concerned about avoiding even potential risks, you can take a few simple steps to minimize your exposure to radio frequency energy (RF). Since time is a key factor in how much exposure a person receives, reducing the amount of time spent using a wireless phone will reduce RF exposure.

If you must conduct extended conversations by wireless phone every day, you could place more distance between your body and the source of the RF, since the exposure level drops off dramatically with distance. For example, you could use a headset and carry the wireless phone away from your body or use a wireless phone connected to a remote antenna

Again, the scientific data do not demonstrate that wireless phones are harmful. But if you are concerned about the RF exposure from these products, you can

use measures like those described above to reduce your RF exposure from wireless phone use.

**6.** What about children using wireless phones?

The scientific evidence does not show a danger to users of wireless phones, including children and teenagers. If you want to take steps to lower exposure to radio frequency energy (RF), the measures described above would apply to children and teenagers using wireless phones. Reducing the time of wireless phone use and increasing the distance between the user and the RF source will reduce RF exposure.

Some groups sponsored by other national governments have advised that children be discouraged from using wireless phones at all. For example, the government in the United Kingdom distributed leaflets containing such a recommendation in December 2000. They noted that no evidence exists that using a wireless phone causes brain tumors or other ill effects. Their recommendation to limit wireless phone use by children was strictly

precautionary; it was not based on scientific evidence that any health hazard exists.

**7. Do hands-free kits for wireless phones reduce risks from exposure to RF emissions?**

Since there are no known risks from exposure to RF emissions from wireless phones, there is no reason to believe that hands-free kits reduce risks. Hands-free kits can be used with wireless phones for convenience and comfort. These systems reduce the absorption of RF energy in the head because the phone, which is the source of the RF emissions, will not be placed against the head. On the other hand, if the phone is mounted against the waist or other part of the body during use, then that part of the body will absorb more RF energy. Wireless phones marketed in the U.S. are required to meet safety requirements regardless of whether they are used against the head or against the body. Either configuration should result in compliance with the safety limit.

**8. Do wireless phone accessories that claim to shield the head from RF radiation work?**

Since there are no known risks from exposure to RF emissions from wireless phones, there is no reason to believe that accessories that claim to shield the head from those emissions reduce risks. Some products that claim to shield the user from RF absorption use special phone cases, while others involve nothing more than a metallic accessory attached to the phone. Studies have shown that these products generally do not work as advertised. Unlike “hand-free” kits, these so-called “shields” may interfere with proper operation of the phone. The phone may be forced to boost its power to compensate, leading to an increase in RF absorption. In February 2002, the Federal Trade Commission (FTC) charged two companies that sold devices that claimed to protect wireless phone users from radiation with making false and unsubstantiated claims. According to FTC, these defendants lacked a reasonable basis to substantiate their claim.

**9. What about wireless phone interference with medical equipment?**

Radio frequency energy (RF) from wireless phones can interact with some electronic devices. For this reason, FDA helped develop a detailed test method to measure electromagnetic interference (EMI) of implanted cardiac pacemakers and defibrillators from wireless telephones. This test method is now part of a standard sponsored by the Association for the Advancement of Medical instrumentation (AAMI). The final draft, a joint effort by FDA, medical device manufacturers, and many other groups, was completed in late 2000. This standard will allow manufacturers to ensure that cardiac pacemakers and defibrillators are safe from wireless phone EMI.

FDA has tested hearing aids for interference from handheld wireless phones and helped develop a voluntary standard sponsored by the Institute of Electrical and Electronic Engineers (IEEE). This standard specifies test methods and performance requirements for hearing aids and wireless phones so that no interference occurs when a person uses a compatible phone and a compatible hearing aid at the

same time. This standard was approved by the IEEE in 2000.

FDA continues to monitor the use of wireless phones for possible interactions with other medical devices. Should harmful interference be found to occur, FDA will conduct testing to assess the interference and work to resolve the problem.

**10.**What are the results of the research done already?

The research done thus far has produced conflicting results, and many studies have suffered from flaws in their research methods. Animal experiments investigating the effects of radio frequency energy (RF) exposures characteristic of wireless phones have yielded conflicting results that often cannot be repeated in other laboratories. A few animal studies, however, have suggested that low levels of RF could accelerate the development of cancer in laboratory animals. However, many of the studies that showed increased tumor development used animals that had been genetically engineered or treated with cancer causing chemicals so as to be pre-disposed to develop cancer in the absence of RF exposure. Other studies



exposed the animals to RF for up to 22 hours per day. These conditions are not similar to the conditions under which people use wireless phones, so we don't know with certainty what the results of such studies mean for human health.

Three large epidemiology studies have been published since December 2000. Between them, the studies investigated any possible association between the use of wireless phones and primary brain cancer, glioma, meningioma, or acoustic neuroma, tumors of the brain or salivary gland, leukemia, or other cancers. None of the studies demonstrated the existence of any harmful health effects from wireless phone RF exposures.

However, none of the studies can answer questions about long-term exposures, since the average period of phone use in these studies was around three years.

**11.** What research is needed to decide whether RF exposure from wireless phones poses a health risk?

A combination of laboratory studies and epidemiological studies of people actually using wireless phones would provide some of the data that

are needed. Lifetime animal exposure studies could be completed in a few years. However, very large numbers of animals would be needed to provide reliable proof of a cancer promoting effect if one exists. Epidemiological studies can provide data that is directly applicable to human populations, but 10 or more years follow-up may be needed to provide answers about some health effects, such as cancer. This is because the interval between the time of exposure to a cancer-causing agent and the time tumors develop - if they do - may be many, many years. The interpretation of epidemiological studies is hampered by difficulties in measuring actual RF exposure during day-to-day use of wireless phones. Many factors affect this measurement, such as the angle at which the phone is held, or which model of phone is used.

**12.** Which other federal agencies have responsibilities related to potential RF health effects?

Additional information on the safety of RF exposures from various sources can be obtained from the following organizations.

FCC RF Safety Program:

<http://www.fcc.gov/oet/rfsafety/>

Environmental Protection Agency (EPA):

<http://www.epa.gov/radiation/>

Occupational Safety and Health Administration's (OSHA):

<http://www.osha-slc.gov/SLTC/radiofrequencyradiation/index.html>

National Institute for Occupational Safety and Health (NIOSH):

<http://www.cdc.gov/niosh/emfpg.html>

World health Organization (WHO):

<http://www.who.int/peh-emf/>

International Commission on Non-Ionizing Radiation Protection:

<http://www.icnirp.de>

National Radiation Protection Board (UK):

<http://www.nrpb.org.uk>

---

Updated 4/3/2002: US Food and Drug Administration  
<http://www.fda.gov/cellphones>

## **STANDARD LIMITED WARRANTY**

**What is Covered and For How Long?** SAMSUNG TELECOMMUNICATIONS AMERICA, L.P. (SAMSUNG) warrants to the original purchaser ("Purchaser") that SAMSUNG's Phones and accessories ("Products") are free from defects in material and workmanship under normal use and service for the period commencing upon the date of purchase and continuing for the following specified period of time after that date:

Phone 1 Year

Batteries 1 Year

Leather Case/Pouch 90 Days

Other Phone Accessories 1 Year

**What is Not Covered?** This Limited Warranty is conditioned upon proper use of Product by Purchaser. This Limited Warranty does not cover: (a) defects or damage resulting from accident, misuse, abuse, neglect, unusual physical, electrical or electromechanical stress, or modification of any part of Product, including antenna, or cosmetic damage;

(b) equipment that has the serial number removed or made illegible; (c) any plastic surfaces or other externally exposed parts that are scratched or damaged due to normal use; (d) malfunctions resulting from the use of Product in conjunction with accessories, products, or ancillary/peripheral equipment not furnished or approved by SAMSUNG; (e) defects or damage from improper testing, operation, maintenance, installation, or adjustment; (f) installation, maintenance, and service of Product, or (g) Product used or purchased outside the United States or Canada.

This Limited Warranty covers batteries only if battery capacity falls below 80% of rated capacity or the battery leaks, and this Limited Warranty does not cover any battery if (i) the battery has been charged by a battery charger not specified or approved by SAMSUNG for charging the battery, (ii) any of the seals on the battery are broken or show evidence of tampering, or (iii) the battery has been used in equipment other than the SAMSUNG phone for which it is specified.

**What are SAMSUNG's Obligations?** During the applicable warranty period, SAMSUNG will repair or replace, at SAMSUNG's sole option, without charge to Purchaser, any defective component part of Product. To obtain service under this Limited Warranty, Purchaser must return Product to an authorized phone service facility in an adequate container for shipping, accompanied by Purchaser's sales receipt or comparable substitute proof of sale showing the date of purchase, the serial number of Product and the sellers' name and address. To obtain assistance on where to deliver the Product, call Samsung Customer Care at 1-888-987-4357. Upon receipt, SAMSUNG will promptly repair or replace the defective Product. SAMSUNG may, at SAMSUNG's sole option, use rebuilt, reconditioned, or new parts or components when repairing any Product or replace Product with a rebuilt, reconditioned or new Product. Repaired/replaced leather cases and pouches will be warranted for a period of ninety (90) days. All other repaired/replaced Product will be warranted for a period equal to the remainder of the original Limited Warranty on

the original Product or for 90 days, whichever is longer. All replaced parts, components, boards and equipment shall become the property of SAMSUNG. If SAMSUNG determines that any Product is not covered by this Limited Warranty, Purchaser must pay all parts, shipping, and labor charges for the repair or return of such Product.

**What Are the Limits On SAMSUNG's Liability?**

EXCEPT AS SET FORTH IN THE EXPRESS WARRANTY CONTAINED HEREIN, PURCHASER TAKES THE PRODUCT "AS IS," AND SAMSUNG MAKES NO WARRANTY OR REPRESENTATION AND THERE ARE NO CONDITIONS, EXPRESS OR IMPLIED, STATUTORY OR OTHERWISE, OF ANY KIND WHATSOEVER WITH RESPECT TO THE PRODUCT, INCLUDING BUT NOT LIMITED TO:

THE MERCHANTABILITY OF THE PRODUCT OR ITS FITNESS FOR ANY PARTICULAR PURPOSE OR USE;  
WARRANTIES OF TITLE OR NON-INFRINGEMENT;  
DESIGN, CONDITION, QUALITY, OR PERFORMANCE OF THE PRODUCT;

THE WORKMANSHIP OF THE PRODUCT OR THE COMPONENTS CONTAINED THEREIN; OR  
COMPLIANCE OF THE PRODUCT WITH THE REQUIREMENTS OF ANY LAW, RULE, SPECIFICATION OR CONTRACT PERTAINING THERETO.

NOTHING CONTAINED IN THE INSTRUCTION MANUAL SHALL BE CONSTRUED TO CREATE AN EXPRESS WARRANTY OF ANY KIND WHATSOEVER WITH RESPECT TO THE PRODUCT. ALL IMPLIED WARRANTIES AND CONDITIONS THAT MAY ARISE BY OPERATION OF LAW, INCLUDING IF APPLICABLE THE IMPLIED WARRANTIES OF MERCHANTABILITY AND FITNESS FOR A PARTICULAR PURPOSE, ARE HEREBY LIMITED TO THE SAME DURATION OF TIME AS THE EXPRESS WRITTEN WARRANTY STATED HEREIN. SOME STATES/PROVINCES DO NOT ALLOW LIMITATIONS ON HOW LONG AN IMPLIED WARRANTY LASTS, SO THE ABOVE LIMITATION MAY NOT APPLY TO YOU. IN ADDITION, SAMSUNG SHALL NOT BE LIABLE FOR ANY DAMAGES OF ANY KIND RESULTING FROM THE PURCHASE, USE, OR MISUSE OF, OR INABILITY TO USE THE PRODUCT OR ARISING

DIRECTLY OR INDIRECTLY FROM THE USE OR LOSS OF USE OF THE PRODUCT OR FROM THE BREACH OF THE EXPRESS WARRANTY, INCLUDING INCIDENTAL, SPECIAL, CONSEQUENTIAL OR SIMILAR DAMAGES, OR LOSS OF ANTICIPATED PROFITS OR BENEFITS, OR FOR DAMAGES ARISING FROM ANY TORT (INCLUDING NEGLIGENCE OR GROSS NEGLIGENCE) OR FAULT COMMITTED BY SAMSUNG, ITS AGENTS OR EMPLOYEES, OR FOR ANY BREACH OF CONTRACT OR FOR ANY CLAIM BROUGHT AGAINST PURCHASER BY ANY OTHER PARTY. SOME STATES/PROVINCES DO NOT ALLOW THE EXCLUSION OR LIMITATION OF INCIDENTAL OR CONSEQUENTIAL DAMAGES, SO THE ABOVE LIMITATION OR EXCLUSION MAY NOT APPLY TO YOU.

THIS WARRANTY GIVES YOU SPECIFIC LEGAL RIGHTS, AND YOU MAY ALSO HAVE OTHER RIGHTS, WHICH VARY FROM STATE TO STATE/PROVINCE TO PROVINCE. THIS LIMITED WARRANTY SHALL NOT EXTEND TO ANYONE OTHER THAN THE ORIGINAL PURCHASER OF THIS PRODUCT AND STATES PURCHASER'S EXCLUSIVE REMEDY. IF ANY PORTION

OF THIS LIMITED WARRANTY IS HELD ILLEGAL OR UNENFORCEABLE BY REASON OF ANY LAW, SUCH PARTIAL ILLEGALITY OR UNENFORCEABILITY SHALL NOT AFFECT THE ENFORCEABILITY FOR THE REMAINDER OF THIS LIMITED WARRANTY WHICH PURCHASER ACKNOWLEDGES IS AND WILL ALWAYS BE CONSTRUED TO BE LIMITED BY ITS TERMS OR AS LIMITED AS THE LAW PERMITS.

THE PARTIES UNDERSTAND THAT THE PURCHASER MAY USE THIRD-PARTY SOFTWARE OR EQUIPMENT IN CONJUNCTION WITH THE PRODUCT. SAMSUNG MAKES NO WARRANTIES OR REPRESENTATIONS AND THERE ARE NO CONDITIONS, EXPRESS OR IMPLIED, STATUTORY OR OTHERWISE, AS TO THE QUALITY, CAPABILITIES, OPERATIONS, PERFORMANCE OR SUITABILITY OF ANY THIRD-PARTY SOFTWARE OR EQUIPMENT, WHETHER SUCH THIRD-PARTY SOFTWARE OR EQUIPMENT IS INCLUDED WITH THE PRODUCT DISTRIBUTED BY SAMSUNG OR OTHERWISE, INCLUDING THE ABILITY TO INTEGRATE ANY SUCH SOFTWARE OR EQUIPMENT WITH THE PRODUCT.

THE QUALITY, CAPABILITIES, OPERATIONS, PERFORMANCE AND SUITABILITY OF ANY SUCH THIRD-PARTY SOFTWARE OR EQUIPMENT LIE SOLELY WITH THE PURCHASER AND THE DIRECT VENDOR, OWNER OR SUPPLIER OF SUCH THIRD-PARTY SOFTWARE OR EQUIPMENT, AS THE CASE MAY BE.

This Limited Warranty allocates risk of Product failure between Purchaser and SAMSUNG, and SAMSUNG's Product pricing reflects this allocation of risk and the limitations of liability contained in this Limited Warranty. The agents, employees, distributors, and dealers of SAMSUNG are not authorized to make modifications to this Limited Warranty, or make additional warranties binding on SAMSUNG.

Accordingly, additional statements such as dealer advertising or presentation, whether oral or written, do not constitute warranties by SAMSUNG and should not be relied upon.

Samsung Telecommunications America (STA), Inc.

1301 East Lookout Drive

Richardson, TX 75082

Phone: 1-800-SAMSUNG

Phone: 1-888-987-HELP (4357)

©2004 Samsung Telecommunications America. All rights reserved.

No reproduction in whole or in part allowed without prior written approval.

Specifications and availability subject to change without notice. [080802]