

• Some of the contents of this manual may differ from your phone, depending on the software installed or your service provider.



**ELECTRONICS**

World Wide Web  
<http://www.anycall.com>

**SPH-W3500**  
**User's Guide**



## Important safety precautions



Failure to comply with the following precautions may be dangerous or illegal.

### Copyright information

Bluetooth® is a registered trademark of the Bluetooth SIG, Inc. worldwide.

Java™ is a trademark or registered trademark of Sun Microsystems, Inc.

Picstel and Picstel Viewer™ are trademarks of Picstel Technologies, Inc.

### Drive safely at all times

Do not use a hand-held phone while driving. Park your vehicle first.

### Switch off the phone when refuelling

Do not use the phone at a refuelling point (service station) or near fuels or chemicals.

### Switch off in an aircraft

Wireless phones can cause interference. Using them in an aircraft is both illegal and dangerous.

### Switch off the phone near all medical equipment

Hospitals or health care facilities may be using equipment that could be sensitive to external radio frequency energy.

Follow any regulations or rules in force.

### Interference

All wireless phones may be subject to interference, which could affect their performance.

### Be aware of special regulations

Meet any special regulations in force in any area and always switch off your phone whenever it is forbidden to use it, or when it may cause interference or danger.


### Water resistance

Your phone is not water-resistant. Keep it dry.

### Sensible use

Use only in the normal position (held to your ear). Avoid unnecessary contact with the antenna when the phone is switched on.

### Emergency calls

Key in the emergency number for your present location, then press [].

### Keep your phone away from small children

Keep the phone and all its parts, including accessories, out of the reach of small children.

### Accessories and batteries

Use only Samsung-approved batteries and accessories, such as headsets and PC data cables. Use of any unauthorised accessories could damage you or your phone and may be dangerous.

- The phone could explode if the battery is replaced with an incorrect type.
- Dispose of used batteries according to the manufacturer's instructions.



At very high volumes, prolonged listening to a headset can damage your hearing.

### Qualified service

Only qualified service personnel may repair your phone. For more detailed safety information, see "Health and safety information" on page 20.

<b>Unpack</b> .....	3
Make sure you have each item	
<b>Get started</b> .....	4
First steps to operate your phone	
<b>Overview of menu functions</b> .....	7
To access Menu mode, press [메뉴] in Idle mode.	
<b>Menu functions</b> .....	8
All menu options listed	
<b>Solve problems</b> .....	18
Help and personal needs	
<b>Health and safety information</b> .....	20

Make sure you have each item

- Phone
- Adapter
- Stereo headset
- Battery
- Battery travel holder
- User's manual

You can obtain the following accessories for your phone from your local Samsung dealer.

- Multi adapter
- Travel charger
- Car charger
- PC data cable
- Portable battery kit
- Portable PC data cable
- FM transmitter
- Music controller
- Bluetooth mono/ stereop headset kit

# Get started

First steps to operate your phone

## Install and charge the phone

### 1 Install the battery:

- To remove the battery, slide the battery catch toward the top of the phone and hold it.

### 2 Plug the adapter into the phone.


### 3 Plug the adapter into a standard AC wall outlet.

### 4 When the phone is completely charged (the battery icon stops blinking), unplug the adapter from the power outlet.

### 5 Remove the adapter from the phone.

## Low battery indicator

When the battery is low:


- a warning tone sounds,
- the battery low message displays, and
- the empty battery icon [  ] blinks.

If the battery level becomes too low, the phone automatically turns off. Recharge your battery.


## Power on or off

### Power on


Do not turn on the phone when mobile phone use is prohibited.

- 1 Open the phone.
- 2 Press and hold [  ] to turn on the phone.
- 3 If necessary, enter the PIN and press [확인].


### Power on

- 1 Open the phone.
- 2 Press and hold [  ].

## Keys and display

Key(s)	Description
Softkeys	Perform the function indicated on the bottom line of the display.
Navigation keys	In Standby mode, access menu options directly. In Menu mode, scroll through the menu options.
확인 key	In Idle mode, enters Menu mode. In Menu mode, selects the highlighted menu option.
 key	Sends or answers a call. In Standby mode, retrieves the last number dialed, missed, or received.

## Get started

Key(s)	Description
취소 key	Deletes characters from the display. In Menu mode, returns to the previous menu level.
 key	Ends a call. Hold down to switch the phone on and off. In Menu mode, cancels input and returns the phone to Idle mode.
Numeric keys	Enter numbers, letters, and some special characters.
*/# key	Enter special characters. Use for some special functions.

Key(s)	Description
Volume keys (on the left)	Adjusts the phone volume. In Standby mode, with the phone open, adjusts the master volume. With the phone closed, hold down to turn on the display. In Menu mode, scrolls through the menu options.
Camera key	In Standby mode, with the phone open, turns on the camera. With the phone closed, hold down to turn on the camera. In Capture mode, takes a photo.

## Overview of menu functions

To access Menu mode, press [메뉴] in Idle mode.

### 1 SHOW

- 1 Help Desk
- 2 Call Service
- 3 Member's Card
- 4 Event
- 5 Internet
- 6 Video
- 7 Pop up

### 2 Display

- 1 Wall Paper
- 2 Main Menu Style
- 3 Font Type/Size
- 4 Dial Number Style
- 5 Lighting

### 3 Sounds

- 1 Ring Tone Settings
- 2 Alert Tones
- 3 Key Tones/Others
- 4 Volume
- 5 Hourly Chime

### 4 Messages

- 1 Send Message
- 2 Inbox
- 3 Outbox
- 4 Emoticons
- 5 Message Log
- 6 Spam Message Block

### 5 Exciting Anycall

- 1 MyPet
- 2 Camera
- 3 MP3
- 4 VOD
- 5 File Viewer
- 6 Bluetooth
- 7 Entertainment
- 8 Voice Functions
- 9 PC Connect
- 0 Anycall Land Files
- \* Anycall SOS

### 6 Phonebook

- 1 Search
- 2 Add To Phonebook
- 3 Groups
- 4 Call Log
- 5 Sel Save Memory
- 6 Copy All
- 7 My Number

### 7 Organizer

- 1 Wake-up/Alarms
- 2 Scheduler
- 3 School Timetable
- 4 Memo
- 5 Calculator
- 6 English Dictionary
- 7 Translator
- 8 Subway Show
- 9 Unit Converter
- 0 World Clock
- \* Stopwatch

### 8 Contents box

- 1 Melodies
- 2 Images
- 3 Photos/Movies
- 4 MP3
- 5 Multipack
- 6 Fimm
- 7 Attached Files
- 8 Anycall Land
- 9 Memory

### 9 Settings

- 1 Call Settings
- 2 Application Settings
- 3 Password/Lock
- 4 언어 선택/Language
- 5 Anycall Help
- # Reset

# Menu functions

All menu options listed

## SHOW

The **SHOW** menu provides you with network services supported by KTF. For further details about KTF services, contact KTF.

### Help Desk

Use this menu to access the Help Desk web site. You can check out your call charges, the time log for your calls, payback point, and other useful information.

### Call Service

Use this menu to register to various services provided by Good Time KTF, or cancel any existing accounts. For further details about KTF services, contact KTF.

### Member's Card

Use this menu to enter the SHOW Members website. You can register for a mobile card or check out details of your card use.

### Event

Use this menu to access the SHOW Event website. You can check various event information and access the website you want directly.

### Internet

Use this menu to access the SHOW website. You can download various items and use services provided by the website.

### Video

Use this menu to access the SHOW Video website. You can listen to streaming music, or play music or video files downloaded from the site.

### Pop-up

Use this menu to set an Internet service accessible on your Idle mode screen, or to access the MagicN Pop-up web site to download pop-up services.

Press [취소] in Idle mode to access downloaded MagicN Pop-up services. Depending on your phone, the key you need to press can be different.

## Display

The Display **menu** allows you to customize the settings for the phone's displays and lights.

### Wall Paper

Use this menu to customize the idle screen or background images for various situations on the phone.

### Main Menu Style

Use this menu to select a display style of the main menu screen displayed when you press in Idle mode.

### Font Type/Size

Use this menu to select the font type or size for the text on the display.

### Dial Number Style

Use this menu to select the size, color, or effect for digits to be displayed when you enter a phone number for dialing.

### Lighting

Use this menu to customize the lighting for the display.

## Sounds

The **Sounds** menu allows you to customize sounds for certain events or situations on the phone.

### Ring Tone Settings

Use this menu to select a call alert type or a ringtone to alert you to incoming calls.

### Alert Tones

Use this menu to customize various tones to alert you to various situations on the phone.

### Key Tones/Others

Use this menu to customize the keypad tones and tones you can hear while operating the phone.

### Volume

Use this menu to adjust the volume level of various phone sounds, such as the call ringtone, message ringtone, wake-up calls, and so on.

## Menu functions

### Hourly Chime

Use this menu to set the phone to sound an alert tone every hour on the hour. You can set the period of time for which the hourly alert will be used.

## Messages

The **Messages** menu allows you to compose and send a text or multimedia message, and view incoming or outgoing messages and emails.

### Send Message

Use this menu to compose and send a text or Multimap message.

### Inbox

Use this menu to view or manage received messages. Select Internet Inbox to access the received messages stored on the online message server.

- Internet Inbox is an online message box provided by KTF that stores messages you have received.

### Outbox

Use this menu to view or manage sent messages, draft message, or queued messages. Select Internet Outbox to access sent messages stored on the online message server.

- Internet Outbox is an online message box provided by KTF that stores messages you have sent.

### Emoticons

Use this menu to send a message by using preset emoticons, or add new emoticons.

### Message log

Use this menu to access logs about the messages you have sent or received and the total number of the messages.

### Spam block/report

Use this menu to set the phone to block SPAM messages, and set phone numbers or text that you want to block.

## Exciting Anycall

The **Exciting Anycall** menu allows you to access various entertaining and convenient functions.

### MyPet

Use this menu to adopt your own a cyber dog. Help them grow up by feeding and playing just as you would do in real life. You can also train your dog.

### Camera

Use this menu to take a photo or record a video, and use various camera-related functions.

- Capture : allows you to take a photo or record a video.
- Anycall Album, External Memory Album : allows you to view photos and videos or manage them.
- Photo Studio : allows you to edit or decorate photos, and edit videos by using video capturing.
- Photo Print : allows you to print photos by connecting to the phone to a compatible printer via Bluetooth or USB.

- Photo/Movie Upload : allows you to upload photos or videos to MagicN Album or Portal Community websites. For further details, contact KTF.

### MP3

Use this menu to listen to music or manage music albums.

### VOD

Use this menu to play videos downloaded from the Fimm service.

### File Viewer

Use this menu to open images(jpg or bmp) or documents(Word, Excel, PowerPoint, PDF, Text, HTML, etc.) on the phone's memory, without corrupting files.

## Menu functions

### Bluetooth

Use this menu to access the Bluetooth wireless technology to connect a wirelessly compatible mobile phone, headset, PC, and photo printer within the available range. You must pair the device with the phone to connect them each other via Bluetooth.

- Bluetooth mode : allows you to activate or deactivate Bluetooth.
- Bluetooth Connect : allows you to check the paired devices or connect one of them with the phone.
- Disconnect : allows you to check the details of the connected device or disconnect the device from the phone.

### Entertainment

Use this menu to access various entertaining and convenient functions, as well as play games.

### Voice Functions

Use this menu to access voice-related functions.

- Voice Command : allows you to execute functions by verbalizing commands.
  - Voice Command is only supported in Korean.
- TTS : allows you to set the phone to audibly read text.
- Voice Memo : allows you to record and manage voice memos.

### PC Connect

Use this menu to connect the phone to a PC.

- Removable Disk : allows you to connect the phone to a PC with a PC data cable and use the phone as an external USB memory disk to transfer data between the phone and a PC.
- PC Manager : allows you to use multimedia items and functions provided from Anycall Land.

- Anycall Music : allows you to use music items provided from Anycall Land.
- Any PC : Any PC, a remote computing program, enables you to control a Windows-based host PC or transfer files between the host PC and guest PC. Once you have installed the Any PC program to each PC, you can conveniently work with the host PC from any other PC specified as a guest.

### Anycall Land Files

Use this menu to access and manage files downloaded from Anycall Land.

### Anycall SOS

This menu allows you to activate the SOS message feature, which allows you to send an SOS message to registered phone numbers to ask for help in an emergency.

## Phonebook

The **Phonebook** menu allows you to store your contacts' personal information and manage them efficiently.

### Search

Use this menu to search for a phone number by entering a keyword, such as a name, a phone number, or an email address.

### Add To Phonebook

Use this menu to save phone numbers and contact information.

### Groups

Use this menu to organize your contacts by grouping them based on specific categories.

### Call Log

Use this menu to check the time length of the calls you have made or received.



## Menu functions

### Sel Save Memory

Use this menu to select your memory to save phone numbers and contact information.

### Copy All

Use this menu to copy your contacts between USIM and phone memory.

### My Number

Use this menu to edit your phone information.

## Organizer

The **Organizer** menu allows you to manage your schedule, tasks, or memos, and other convenient functions helpful for your daily life.

### Wake-up call/Alarms

Use this menu to set a wake-up call to wake you up in the morning or multiple alarms to sound at specific times.

### Scheduler

Use this menu to organize and check your daily, weekly, or monthly schedule.

### School Timetable

Use this menu to set up a timetable of your class schedule.

### Memo

Use this menu to make and manage memos for things that are important to you.

### Calculator

Use this menu to use the phone as a calculator for the four arithmetical operations.

### English Dictionary

Use this menu to search for Korean words or English words, create your own wordbook, or enjoy a word quiz.

### Translator

Use this menu to make a translation into English, Japanese and Chinese.

Translator is only supported in Korean.

### Subway Show

Use this menu to check the subway map of the major cities in Korea.

Subway Show is only supported in Korean.

### Unit Converter

Use this menu to perform conversions for units, such as length or currency.

### World Clock

Use this menu to check the current time in other parts of the world.

### Stopwatch

Use this menu to measure interval of elapsed time.

# Menu functions

## Contents Box

The **Contents Box** menu allows you to access various multimedia items from other sources, as well as embedded items.

### Melodies

Use this menu to access and manage ringtones stored in the phone's memory.

### Images

Use this menu to view and manage images stored in the phone's memory.

### Photos/Movies

Use this menu to view photos or videos in Anycall Album or photos decorated on your online photo album.

### MP3

Use this menu to access and manage MP3 stored in the phone's memory.

### Multipack

Use this menu to access the Multipack website to download multimedia items, or access items you have downloaded from the website.

### Fimm

Use this menu to access and manage multimedia items downloaded from the Fimm service.

### Attached Files

Use this menu to access and manage files you have saved from Multimail messages to the phone's memory.

### Anycall Land

Use this menu to access and manage files downloaded from Anycall Land.

### Memory

Use this menu to check the amount of memory currently being used in each menu. You can also format a memory card.

## Settings

The **Settings** menu allows you to access various setting options to customise the phone to your preferences and needs. You can also reset the settings to their default status.

### Call Settings

Use this menu to set up various options for making or receiving calls.

- Receive/End Settings : allows you to select how to answer or end a call. Video Call Settings : allows you to select how to video call.
- Video call Settings : allows you to select how to video call.
- Call Reject : allows you to set the phone to block a call or select how to reject a call.
- Region/International Code Settings : allows you to set region code and international code.
- Flight Mode : allows you to make the phone's all functions requiring network connections disabled, or set the current time and date.

- Network Settings : allows you to set network.

### Application Settings

Use this menu to customize the settings for the display, sounds, camera, messages, or Bluetooth.

### Password/Lock

Use this menu to set the phone's password or lock the phone.

### 언어 선택/Language

Use this menu to change the display language.

### Anycall Help

Use this menu to view help information about how to use the phone's major functions.

### Reset

Use this menu to reset all of the phone's settings to their factory default, or clear memory. You can reset the phone's settings by functions you want separately.

# Solve problems

Help and personal needs

To save the time and expense of an unnecessary service call, perform the simple checks in this section before contacting a service professional.

When you switch on your phone, the following messages may appear:

#### “Insert USIM card”

- Be sure that the USIM card is correctly installed.

#### “Phone locked Enter password”

- The automatic locking function has been enabled. You must enter the phone’s password before you can use the phone.

#### “Enter PIN1”

- You are using your phone for the first time. You must enter the PIN1 supplied with the USIM card.
- The PIN1 Check feature is enabled. Every time the phone is switched on, the PIN1 has to be entered. To disable this feature, use the **PIN check** menu.


#### “Enter PUK”

- The PIN1 code has been entered incorrectly three times in succession, and the phone is now blocked. Enter the PUK1 supplied by your service provider.


#### “No Service,” “Network Failure,” or “Not Done” displays

- The network connection has been lost. You may be in a weak signal area. Move and try again.
- You are trying to access an option for which you have no subscription with your service provider. Contact the service provider for further details.

#### You have entered a number but it was not dialed

- Be sure that you have pressed [  ].
- Be sure you have accessed the right cellular network.
- Be sure that you have not set an outgoing call barring option.

#### Your correspondent cannot reach you

- Be sure your phone is switched on. ( [  ] pressed for more than one second.)
- Be sure you are accessing the correct cellular network.

- Be sure that you have not set an outgoing call barring option.




#### Your correspondent cannot hear you speaking

- Be sure you have switched off the microphone.
- Be sure you are holding the phone close enough to your mouth. The microphone is located at the bottom of the phone.

#### The phone starts beeping and “LOW BATTERY” flashes on the display

- Your battery is insufficiently charged. Recharge the battery.

#### The audio quality of the call is poor

- Check the signal strength indicator on the display (  ). The number of bars indicates the signal strength from strong (  ) to weak (  ).
- Try moving the phone slightly or moving closer to a window if you are in a building.

No number is dialled when you re-call a Contacts entry

- Use the Contact Search feature to ensure the number has been stored correctly.
- Re-store the number, if necessary.

If the above guidelines do not help you to solve the problem, take note of:

- The model and serial numbers of your phone
- Your warranty details
- A clear description of the problem

Then contact your local dealer or Samsung after-sales service.

# Health and safety information

## Exposure to Radio Frequency (RF) Signals

### Certification Information (SAR)

Your wireless phone is a radio transmitter and receiver. It is designed and manufactured not to exceed the exposure limits for radio frequency (RF) energy set by the Federal Communications Commission (FCC) of the U.S. government. These FCC exposure limits are derived from the recommendations of two expert organizations, the National Council on Radiation Protection and Measurement (NCRP) and the Institute of Electrical and Electronics Engineers (IEEE). In both cases, the recommendations were developed by scientific and engineering experts drawn from industry, government, and academia after extensive reviews of the scientific literature related to the biological effects of RF energy.

The exposure limit set by the FCC for wireless mobile phones employs a unit of measurement known as the Specific Absorption Rate (SAR). The SAR is a measure of the rate of absorption of RF energy by the human body expressed in units of watts per kilogram (W/kg). The FCC

requires wireless phones to comply with a safety limit of 1.6 watts per kilogram (1.6 W/kg). The FCC exposure limit incorporates a substantial margin of safety to give additional protection to the public and to account for any variations in measurements.

SAR tests are conducted using standard operating positions accepted by the FCC with the phone transmitting at its highest certified power level in all tested frequency bands. Although the SAR is determined at the highest certified power level, the actual SAR level of the phone while operating can be well below the maximum value. This is because the phone is designed to operate at multiple power levels so as to use only the power required to reach the network. In general, the closer you are to a wireless base station antenna, the lower the power output.

Before a new model phone is available for sale to the public, it must be tested and certified to the FCC that it does not exceed the exposure limit established by the FCC. Tests for each model phone are performed in positions and locations (e.g. at the ear and worn on the body) as required by the FCC.

The highest SAR values for this model phone as reported to the FCC are Head: 0.332W/Kg, Body-worn: 0.062W/Kg.

For body worn operations, this model phone has been tested and meets the FCC exposure guidelines when used with a Samsung accessory designated for this product or when used with an accessory that contains no metal and that positions the handset a minimum 1.5 cm from the body.

Non-compliance with the above restrictions may result in violation of FCC RF exposure guidelines.

SAR information on this and other model phones can be viewed on-line at [www.fcc.gov/oet/fccid](http://www.fcc.gov/oet/fccid). This site uses the phone FCC ID number **A3LSPHW3500**.

Sometimes it may be necessary to remove the battery pack to find the number. Once you have the FCC ID number for a particular phone, follow the instructions on the website and it should provide values for typical or maximum SAR for a particular phone. Additional product specific SAR information can also be obtained at [www.fcc.gov/cgb/sar](http://www.fcc.gov/cgb/sar).

## Consumer Information on Wireless Phones

The U.S. Food and Drug Administration (FDA) has published a series of Questions and Answers for consumers relating to radio frequency (RF) exposure from wireless phones. The FDA publication includes the following information:

### What kinds of phones are the subject of this update?

The term wireless phone refers here to hand-held wireless phones with built-in antennas, often called "cell," "mobile," or "PCS" phones. These types of wireless phones can expose the user to measurable radio frequency energy (RF) because of the short distance between the phone and the user's head. These RF exposures are limited by Federal Communications Commission safety guidelines that were developed with the advice of FDA and other federal health and safety agencies. When the phone is located at greater distances from the user, the exposure to RF is drastically lower because a person's RF

## Health and safety information

exposure decreases rapidly with increasing distance from the source. The so-called “cordless phones,” which have a base unit connected to the telephone wiring in a house, typically operate at far lower power levels, and thus produce RF exposures well within the FCC’s compliance limits.

### Do wireless phones pose a health hazard?

The available scientific evidence does not show that any health problems are associated with using wireless phones. There is no proof, however, that wireless phones are absolutely safe. Wireless phones emit low levels of radio frequency energy (RF) in the microwave range while being used. They also emit very low levels of RF when in the stand-by mode. Whereas high levels of RF can produce health effects (by heating tissue), exposure to low level RF that does not produce heating effects causes no known adverse health effects. Many studies of low level RF exposures have not found any biological effects. Some studies have suggested that some biological effects may occur, but such findings have not been confirmed by additional research. In

some cases, other researchers have had difficulty in reproducing those studies, or in determining the reasons for inconsistent results.

### What is FDA’s role concerning the safety of wireless phones?

Under the law, FDA does not review the safety of radiation-emitting consumer products such as wireless phones before they can be sold, as it does with new drugs or medical devices. However, the agency has authority to take action if wireless phones are shown to emit radio frequency energy (RF) at a level that is hazardous to the user. In such a case, FDA could require the manufacturers of wireless phones to notify users of the health hazard and to repair, replace or recall the phones so that the hazard no longer exists.

Although the existing scientific data do not justify FDA regulatory actions, FDA has urged the wireless phone industry to take a number of steps, including the following:

•“Support needed research into possible biological

effects of RF of the type emitted by wireless phones;

- “Design wireless phones in a way that minimizes any RF exposure to the user that is not necessary for device function; and
- “Cooperate in providing users of wireless phones with the best possible information on possible effects of wireless phone use on human health.

FDA belongs to an interagency working group of the federal agencies that have responsibility for different aspects of RF safety to ensure coordinated efforts at the federal level. The following agencies belong to this working group:

- “National Institute for Occupational Safety and Health
- “Environmental Protection Agency
- “Federal Communications Commission
- “Occupational Safety and Health Administration
- “National Telecommunications and Information Administration

The National Institutes of Health participates in some interagency working group activities, as well.

FDA shares regulatory responsibilities for wireless phones with the Federal Communications Commission (FCC). All phones that are sold in the United States must comply with FCC safety guidelines that limit RF exposure. FCC relies on FDA and other health agencies for safety questions about wireless phones.

FCC also regulates the base stations that the wireless phone networks rely upon. While these base stations operate at higher power than do the wireless phones themselves, the RF exposures that people get from these base stations are typically thousands of times lower than those they can get from wireless phones. Base stations are thus not the primary subject of the safety questions discussed in this document.

## Health and safety information

### What are the results of the research done already?

The research done thus far has produced conflicting results, and many studies have suffered from flaws in their research methods. Animal experiments investigating the effects of radio frequency energy (RF) exposures characteristic of wireless phones have yielded conflicting results that often cannot be repeated in other laboratories. A few animal studies, however, have suggested that low levels of RF could accelerate the development of cancer in laboratory animals. However, many of the studies that showed increased tumor development used animals that had been genetically engineered or treated with cancer-causing chemicals so as to be pre-disposed to develop cancer in absence of RF exposure. Other studies exposed the animals to RF for up to 22 hours per day. These conditions are not similar to the conditions under which people use wireless phones, so we don't know with certainty what the results of such studies mean for human health.

Three large epidemiology studies have been published since December 2000. Between them, the studies

investigated any possible association between the use of wireless phones and primary brain cancer, glioma, meningioma, or acoustic neuroma, tumors of the brain or salivary gland, leukemia, or other cancers. None of the studies demonstrated the existence of any harmful health effects from wireless phones RF exposures. However, none of the studies can answer questions about long-term exposures, since the average period of phone use in these studies was around three years.

### What research is needed to decide whether RF exposure from wireless phones poses a health risk?

A combination of laboratory studies and epidemiological studies of people actually using wireless phones would provide some of the data that are needed. Lifetime animal exposure studies could be completed in a few years. However, very large numbers of animals would be needed to provide reliable proof of a cancer promoting effect if one exists. Epidemiological studies can provide data that is directly applicable to human populations, but ten or more years' follow-up may be needed to provide

answers about some health effects, such as cancer. This is because the interval between the time of exposure to a cancer-causing agent and the time tumors develop - if they do - may be many, many years. The interpretation of epidemiological studies is hampered by difficulties in measuring actual RF exposure during day-to-day use of wireless phones. Many factors affect this measurement, such as the angle at which the phone is held, or which model of phone is used.

### What is FDA doing to find out more about the possible health effects of wireless phone RF?

FDA is working with the U.S. National Toxicology Program and with groups of investigators around the world to ensure that high priority animal studies are conducted to address important questions about the effects of exposure to radio frequency energy (RF).

FDA has been a leading participant in the World Health Organization international Electromagnetic Fields (EMF) Project since its inception in 1996. An influential result of this work has been the development of a detailed agenda

of research needs that has driven the establishment of new research programs around the world. The Project has also helped develop a series of public information documents on EMF issues.

FDA and Cellular Telecommunications & Internet Association (CTIA) have a formal Cooperative Research and Development Agreement (CRADA) to do research on wireless phone safety. FDA provides the scientific oversight, obtaining input from experts in government, industry, and academic organizations. CTIA-funded research is conducted through contracts to independent investigators. The initial research will include both laboratory studies and studies of wireless phone users. The CRADA will also include a broad assessment of additional research needs in the context of the latest research developments around the world.

## Health and safety information

### What steps can I take to reduce my exposure to radio frequency energy from my wireless phone?

If there is a risk from these products - and at this point we do not know that there is - it is probably very small. But if you are concerned about avoiding even potential risks, you can take a few simple steps to minimize your exposure to radio frequency energy (RF). Since time is a key factor in how much exposure a person receives, reducing the amount of time spent using a wireless phone will reduce RF exposure.

•If you must conduct extended conversations by wireless phone every day, you could place more distance between your body and the source of the RF, since the exposure level drops off dramatically with distance. For example, you could use a headset and carry the wireless phone away from your body or use a wireless phone connected to a remote antenna.

Again, the scientific data do not demonstrate that wireless phones are harmful. But if you are concerned about the RF exposure from these products, you can use measures like those described above to reduce your RF exposure from wireless phone use.

### What about children using wireless phones?

The scientific evidence does not show a danger to users of wireless phones, including children and teenagers. If you want to take steps to lower exposure to radio frequency energy (RF), the measures described above would apply to children and teenagers using wireless phones. Reducing the time of wireless phone use and increasing the distance between the user and the RF source will reduce RF exposure.

Some groups sponsored by other national governments have advised that children be discouraged from using wireless phones at all. For example, the government in the United Kingdom distributed leaflets containing such a recommendation in December 2000. They noted that no evidence exists that using a wireless phone causes brain tumors or other ill effects. Their recommendation to limit wireless phone use by children was strictly precautionary; it was not based on scientific evidence that any health hazard exists.

### Do hands-free kits for wireless phones reduce risks from exposure to RF emissions?

Since there are no known risks from exposure to RF emissions from wireless phones, there is no reason to believe that hands-free kits reduce risks. Hands-free kits can be used with wireless phones for convenience and comfort. These systems reduce the absorption of RF energy in the head because the phone, which is the source of the RF emissions, will not be placed against the head. On the other hand, if the phone is mounted against the waist or other part of the body during use, then that part of the body will absorb more RF energy. Wireless phones marketed in the U.S. are required to meet safety requirements regardless of whether they are used against the head or against the body. Either configuration should result in compliance with the safety limit.

### Do wireless phone accessories that claim to shield the head from RF radiation work?

Since there are no known risks from exposure to RF emissions from wireless phones, there is no reason to believe that accessories that claim to shield the head from those emissions reduce risks. Some products that claim to shield the user from RF absorption use special phone cases, while others involve nothing more than a metallic accessory attached to the phone. Studies have shown that these products generally do not work as advertised. Unlike "hand-free" kits, these so-called "shields" may interfere with proper operation of the phone. The phone may be forced to boost its power to compensate, leading to an increase in RF absorption. In February 2002, the Federal Trade Commission (FTC) charged two companies that sold devices that claimed to protect wireless phone users from radiation with making false and unsubstantiated claims. According to FTC, these defendants lacked a reasonable basis to substantiate their claim.

## Health and safety information

### What about wireless phone interference with medical equipment?

Radio frequency energy (RF) from wireless phones can interact with some electronic devices. For this reason, FDA helped develop a detailed test method to measure electromagnetic interference (EMI) of implanted cardiac pacemakers and defibrillators from wireless telephones. This test method is now part of a standard sponsored by the Association for the Advancement of Medical Instrumentation (AAMI). The final draft, a joint effort by FDA, medical device manufacturers, and many other groups, was completed in late 2000. This standard will allow manufacturers to ensure that cardiac pacemakers and defibrillators are safe from wireless phone EMI. FDA has tested wireless phones and helped develop a voluntary standard sponsored by the Institute of Electrical and Electronic Engineers (IEEE). This standard specifies test methods and performance requirements for hearing aids and wireless phones so that no interference occurs when a person uses a compatible phone and a compatible hearing aid at the same time. This standard was approved by the IEEE in 2000.

FDA continues to monitor the use of wireless phones for possible interactions with other medical devices. Should harmful interference be found to occur, FDA will conduct testing to assess the interference and work to resolve the problem.

Additional information on the safety of RF exposures from various sources can be obtained from the following organizations:

- FCC RF Safety Program: <http://www.fcc.gov/oet/rfsafety/>
- Environmental Protection Agency (EPA): <http://www.epa.gov/radiation/>
- Occupational Safety and Health Administration's (OSHA) : <http://www.osha.gov/SLTC/radiofrequencyradiation/index.html>
- National institute for Occupational Safety and Health (NIOSH) : <http://www.cdc.gov/niosh/emfpg.html>
- World health Organization (WHO): <http://www.who.int/peh-emf/>

- International Commission on Non-Ionizing Radiation Protection: <http://www.icnirp.de>
- National Radiation Protection Board (UK): <http://www.nrpb.org.uk>
- Updated 4/3/2002: US food and Drug Administration <http://www.fda.gov/cellphones>

### Road Safety

Your wireless phone gives you the powerful ability to communicate by voice, almost anywhere, anytime. But an important responsibility accompanies the benefits of wireless phones, one that every user must uphold.

When driving a car, driving is your first responsibility. When using your wireless phone behind the wheel of a car, practice good common sense and remember the following tips:

- 1 Get to know your wireless phone and its features, such as speed dial and redial. If available, these features help you to place your call without taking your attention off the road.
- 2 When available, use a hands-free device. If possible, add an additional layer of convenience and safety to your wireless phone with one of the many hands free accessories available today.
- 3 Position your wireless phone within easy reach. Be able to access your wireless phone without removing your eyes from the road. If you get an incoming call at an inconvenient time, let your voice mail answer it for you.
- 4 Let the person you are speaking with know you are driving; if necessary, suspend the call in heavy traffic or hazardous weather conditions. Rain, sleet, snow, ice and even heavy traffic can be hazardous.
- 5 Do not take notes or look up phone numbers while driving. Jotting down a "to do" list or flipping through your address book takes attention away from your primary responsibility, driving safely.



## Health and safety information

- 6 Dial sensibly and assess the traffic; if possible, place calls when you are not moving or before pulling into traffic. Try to plan calls when your car will be stationary. If you need to make a call while moving, dial only a few numbers, check the road and your mirrors, then continue.
- 7 Do not engage in stressful or emotional conversations that may be distracting. Make people you are talking with aware you are driving and suspend conversations that have the potential to divert your attention from the road.
- 8 Use your wireless phone to call for help. Dial 9-1-1 or other local emergency number in the case of fire, traffic accident or medical emergencies. Remember, it is a free call on your wireless phone!
- 9 Use your wireless phone to help others in emergencies. If you see an auto accident, crime in progress or other serious emergency where lives are in danger, call 9-1-1 or other local emergency number, as you would want others to do for you.

- 10 Call roadside assistance or a special non-emergency wireless assistance number when necessary. If you see a broken-down vehicle posing no serious hazard, a broken traffic signal, a minor traffic accident where no one appears injured, or a vehicle you know to be stolen, call roadside assistance or other special non-emergency number.

*"The wireless industry reminds you to use your phone safely when driving."*

For more information, please call 1-888-901-SAFE, or visit our web-site [www.wow-com.com](http://www.wow-com.com)

Provided by the Cellular Telecommunications & Internet Association

## Operating Environment

Remember to follow any special regulations in force in any area and always switch your phone off whenever it is forbidden to use it, or when it may cause interference or danger. When connecting the phone or any accessory to another device, read its user's guide for detailed safety instructions. Do not connect incompatible products.

As with other mobile radio transmitting equipment, users are advised that for the satisfactory operation of the equipment and for the safety of personnel, it is recommended that the equipment should only be used in the normal operating position (held to your ear with the antenna pointing over your shoulder).

## Using Your Phone Near Other Electronic Devices

Most modern electronic equipment is shielded from radio frequency (RF) signals. However, certain electronic equipment may not be shielded against the RF signals from your wireless phone. Consult the manufacturer to discuss alternatives.

### Pacemakers

Pacemaker manufacturers recommend that a minimum distance of 15 cm (6 inches) be maintained between a wireless phone and a pacemaker to avoid potential interference with the pacemaker.

These recommendations are consistent with the independent research and recommendations of Wireless Technology Research.

## Health and safety information

### Persons with pacemakers:

- should always keep the phone more than 15 cm (6 inches) from their pacemaker when the phone is switched on.
- should not carry the phone in a breast pocket.
- should use the ear opposite the pacemaker to minimize potential interference.

If you have any reason to suspect that interference is taking place, switch your phone off immediately.

### Hearing Aids

Some digital wireless phones may interfere with some hearing aids. In the event of such interference, you may wish to consult your hearing aid manufacturer to discuss alternatives.

### Other Medical Devices

If you use any other personal medical devices, consult the manufacturer of your device to determine if it is adequately shielded from external RF energy. Your

physician may be able to assist you in obtaining this information. Switch your phone off in health care facilities when any regulations posted in these areas instruct you to do so. Hospitals or health care facilities may be using equipment that could be sensitive to external RF energy.

### Vehicles

RF signals may affect improperly installed or inadequately shielded electronic systems in motor vehicles. Check with the manufacturer or its representative regarding your vehicle. You should also consult the manufacturer of any equipment that has been added to your vehicle.

### Posted Facilities

Switch your phone off in any facility where posted notices require you to do so.

## Potentially Explosive Environments

Switch your phone off when in any area with a potentially explosive atmosphere and obey all signs and instructions. Sparks in such areas could cause an explosion or fire resulting in bodily injury or even death.

Users are advised to switch the phone off while at a refueling point (service station). Users are reminded of the need to observe restrictions on the use of radio equipment in fuel depots (fuel storage and distribution areas), chemical plants or where blasting operations are in progress.

Areas with a potentially explosive atmosphere are often but not always clearly marked. They include below deck on boats, chemical transfer or storage facilities, vehicles using liquefied petroleum gas (such as propane or butane), areas where the air contains chemicals or particles, such as grain, dust or metal powders, and any other area where you would normally be advised to turn off your vehicle engine.

## Emergency Calls

This phone, like any wireless phone, operates using radio signals, wireless and landline networks as well as user programmed functions, which cannot guarantee connection in all conditions. Therefore, you should never rely solely on any wireless phone for essential communications (medical emergencies, for example).

Remember, to make or receive any calls the phone must be switched on and in a service area with adequate signal strength. Emergency calls may not be possible on all wireless phone networks or when certain network services and/or phone features are in use. Check with local service providers.

To make an emergency call:

- 1 If the phone is not on, switch it on.
- 2 Key in the emergency number for your present location (for example, 911 or other official emergency number). Emergency numbers vary by location.

## Health and safety information

### 3 Press [ ].

If certain features are in use (call barring, for example), you may first need to deactivate those features before you can make an emergency call. Consult this document and your local cellular service provider.

When making an emergency call, remember to give all the necessary information as accurately as possible. Remember that your phone may be the only means of communication at the scene of an accident; do not cut off the call until given permission to do so.

#### Restricting Children's access to your Phone

Your phone is not a toy. Children should not be allowed to play with it because they could hurt themselves and others, damage the phone or make calls that increase your phone bill.

## FCC Notice and Cautions

### FCC Notice

This device complies with Part 15 of the FCC Rules. Operation is subject to the following two conditions:

- (1) this device may not cause harmful interference, and
- (2) this device must accept any interference received, including interference that may cause undesired operation.

This equipment has been tested and found to comply with the limits for a Class B digital device, pursuant to part 15 of the FCC Rules. These limits are designed to provide reasonable protection against harmful interference in a residential installation.

This equipment generates, uses and can radiate radio frequency energy and, if not installed and used in accordance with the instructions, may cause harmful interference to radio communications. However, there

is no guarantee that interference will not occur in a particular installation. If this equipment does cause harmful interference to radio or television reception, which can be determined by turning the equipment off and on, the user is encouraged to try to correct the interference by one or more of the following measures:

- Reorient or relocate the receiving antenna. - Increase the separation between the equipment and receiver.
- Connect the equipment into an outlet on a circuit different from that to which the receiver is connected.
- Consult the dealer or an experienced radio/TV technician for help.

The phone may cause TV or radio interference if used in close proximity to receiving equipment. The FCC can require you to stop using the phone if such interference cannot be eliminated.

Vehicles using liquefied petroleum gas (such as propane or butane) must comply with the National Fire Protection Standard (NFPA-58). For a copy of this standard, contact the National Fire Protection Association, One Battery

march Park, Quincy, MA 02269, Attn: Publication Sales Division.

### Cautions

Changes or modifications made in the radio phone, not expressly approved by Samsung, will void the user's authority to operate the equipment.

Only use approved batteries, antennas and chargers. The use of any unauthorized accessories may be dangerous and void the phone warranty if said accessories cause damage or a defect to the phone.

Although your phone is quite sturdy, it is a complex piece of equipment and can be broken. Avoid dropping, hitting, bending or sitting on it.

## Other Important Safety Information

- Only qualified personnel should service the phone or install the phone in a vehicle. Faulty installation or service may be dangerous and may invalidate any warranty applicable to the device.

## Health and safety information

- Check regularly that all wireless phone equipment in your vehicle is mounted and operating properly.
- Do not store or carry flammable liquids, gases or explosive materials in the same compartment as the phone, its parts or accessories.
- For vehicles equipped with an air bag, remember that an air bag inflates with great force. Do not place objects, including both installed or portable wireless equipment in the area over the air bag or in the air bag deployment area. If wireless equipment is improperly installed and the air bag inflates, serious injury could result.
- Switch your phone off before boarding an aircraft. The use of wireless phone in aircraft is illegal and may be dangerous to the aircraft's operation.
- Failure to observe these instructions may lead to the suspension or denial of telephone services to the offender, or legal action, or both.

## Product Performance

### Getting the Most Out of Your Signal Reception

The quality of each call you make or receive depends on the signal strength in your area. Your phone informs you of the current signal strength by displaying a number of bars next to the signal strength icon. The more bars displayed, the stronger the signal.

If you're inside a building, being near a window may give you better reception.

### Understanding the Power Save Feature

If your phone is unable to find a signal after 15 minutes of searching, a Power Save feature is automatically activated. If your phone is active, it periodically rechecks service availability or you can check it yourself by pressing any key.

Anytime the Power Save feature is activated, a message displays on the screen. When a signal is found, your

phone returns to standby mode.

### Understanding How Your Phone Operates

Your phone is basically a radio transmitter and receiver. When it's turned on, it receives and transmits radio frequency (RF) signals. When you use your phone, the system handling your call controls the power level. This power can range from 0.006 watts to 0.2 watts in digital mode.

### Maintaining Your Phone's Peak Performance

For the best care of your phone, only authorized personnel should service your phone and accessories. Faulty service may void the warranty.

There are several simple guidelines to operating your phone properly and maintaining safe, satisfactory service.

- Hold the phone with the antenna raised, fully-extended and over your shoulder.
- Try not to hold, bend or twist the phone's antenna.

- Don't use the phone if the antenna is damaged.
- Speak directly into the phone's receiver.
- Avoid exposing your phone and accessories to rain or liquid spills. If your phone does get wet, immediately turn the power off and remove the battery. If it is inoperable, call Customer Care for service.

## Availability of Various Features/Ring Tones

Many services and features are network dependent and may require additional subscription and/or usage charges. Not all features are available for purchase or use in all areas. Downloadable Ring Tones may be available at an additional cost. Other conditions and restrictions may apply. See your service provider for additional information.

### Battery Standby and Talk Time

Standby and talk times will vary depending on phone usage patterns and conditions. Battery power consumption depends on factors such as network configuration, signal strength, operating temperature, features selected, frequency of calls, and voice, data, and other application usage patterns.

### Battery Precautions

- Never use any charger or battery that is damaged in any way.
- Use the battery only for its intended purpose.
- If you use the phone near the network's base station, it uses less power; talk and standby time are greatly affected by the signal strength on the cellular network

and the parameters set by the network operator.

- Battery charging time depends on the remaining battery charge and the type of battery and charger used. The battery can be charged and discharged hundreds of times, but it will gradually wear out. When the operation time (talk time and standby time) is noticeably shorter than normal, it is time to buy a new battery.
- If left unused, a fully charged battery will discharge itself over time.
- Use only Samsung-approved batteries and recharge your battery only with Samsung-approved chargers. When a charger is not in use, disconnect it from the power source. Do not leave the battery connected to a charger for more than a week, since overcharging may shorten its life.
- Extreme temperatures will affect the charging capacity of your battery: it may require cooling or warming first.
- Do not leave the battery in hot or cold places, such as in a car in summer or winter conditions, as you

will reduce the capacity and lifetime of the battery. Always try to keep the battery at room temperature. A phone with a hot or cold battery may temporarily not work, even when the battery is fully charged. Li-ion batteries are particularly affected by temperatures below 0°C (32 °F).

- Do not short-circuit the battery. Accidental short-circuiting can occur when a metallic object (coin, clip or pen) causes a direct connection between the + and - terminals of the battery (metal strips on the battery), for example when you carry a spare battery in a pocket or bag. Short-circuiting the terminals may damage the battery or the object causing the short-circuiting.
- Dispose of used batteries in accordance with local regulations. In some areas, the disposal of batteries in household or business trash may be prohibited. For safe disposal options for Li-Ion batteries, contact your nearest Samsung authorized service center. Always recycle. Do not dispose of batteries in a fire.

### Care and Maintenance

Your phone is a product of superior design and craftsmanship and should be treated with care. The suggestions below will help you fulfill any warranty obligations and allow you to enjoy this product for many years.

- Keep the phone and all its parts and accessories out of the reach of small children.
- Keep the phone dry. Precipitation, humidity and liquids contain minerals that will corrode electronic circuits.
- Do not use the phone with a wet hand. Doing so may cause an electric shock to you or damage to the phone.
- Do not use or store the phone in dusty, dirty areas, as its moving parts may be damaged.
- Do not store the phone in hot areas. High temperatures can shorten the life of electronic devices, damage batteries, and warp or melt certain plastics.
- Do not store the phone in cold areas. When the

## Health and safety information

phone warms up to its normal operating temperature, moisture can form inside the phone, which may damage the phone's electronic circuit boards.

- Do not drop, knock or shake the phone. Rough handling can break internal circuit boards.
- Do not use harsh chemicals, cleaning solvents or strong detergents to clean the phone. Wipe it with a soft cloth slightly dampened in a mild soap-and-water solution.
- Do not paint the phone. Paint can clog the device's moving parts and prevent proper operation.
- Do not put the phone in or on heating devices, such as a microwave oven, a stove or a radiator. The phone may explode when overheated.
- When the phone or battery gets wet, the label indicating water damage inside the phone changes color. In this case, phone repairs are no longer guaranteed by the manufacturer's warranty, even if the warranty for your phone has not expired.
- If your phone has a flash or light, do not use it too close to the eyes of people or animals. This may cause

damage to their eyes.

- Use only the supplied or an approved replacement antenna. Unauthorized antennas or modified accessories may damage the phone and violate regulations governing radio devices.
- If the phone, battery, charger or any accessory is not working properly, take it to your nearest qualified service facility. The personnel there will assist you, and if necessary, arrange for service.
- When the phone or battery gets wet, the label indicating water damage inside the phone changes colour. In this case, phone repairs are no longer guaranteed by the manufacturer's warranty, even if the warranty for your phone has not expired.
- If your phone has a flash or light, do not use it too close to the eyes of people or animals. This may cause damage to their eyes.
- Use only the supplied or an approved replacement antenna. Unauthorised antennas or modified accessories may damage the phone and violate regulations governing radio devices.

## SAR certification information

This phone meets European Union (EU) requirements concerning exposure to radio waves.

Your mobile phone is a radio transmitter and receiver. It is designed and manufactured to not exceed the limits for exposure to radio-frequency (RF) energy, as recommended by the EU Council. These limits are part of comprehensive guidelines and establish permitted levels of RF energy for the general population. The guidelines were developed by independent scientific organisations through the periodic and thorough evaluation of scientific studies. The limits include a substantial safety margin designed to ensure the safety of all persons, regardless of age and health.

The exposure standard for mobile phones employs a unit of measurement known as Specific Absorption Rate (SAR). The SAR limit recommended by the EU Council is 2.0 W/kg.

---

The SAR limit for mobile phones used by the public is 2.0 watts/kilogram (W/kg) averaged over ten grams of body tissue. The limit incorporates a substantial margin of safety to give additional protection for the public and to account for any variations in measurements. The SAR values may vary, depending on national reporting requirements and the network band.

The highest SAR value for this model phone was 0.332W/kg.

SAR tests are conducted using standard operating positions with the phone transmitting at its highest certified power level in all tested frequency bands. Although the SAR is determined at the highest certified power level, the actual SAR level of the phone while operating can be well below the maximum value. This is because the phone is designed to operate at multiple power levels so as to use only the power required to reach the network. In general, the closer you are to a base station, the lower the power output of the phone. Before a new model phone is available for sale to the public, compliance with the European R&TTE Directive must be shown. This directive includes as one of its essential requirements the protection of the health and safety of the user and any other person.

### Precautions when using batteries

- Never use a charger or battery that is damaged in any way.
- Use the battery only for its intended purpose.
- If you use the phone near the network's base station, it uses less power. Talk and standby time are greatly affected by the signal strength on the cellular network and the parameters set by the service provider.
- Battery charging time depends on the remaining battery charge, the type of battery, and the charger used. The battery can be charged and discharged hundreds of times, but it will gradually wear out. When the operation time is noticeably shorter than normal, it is time to buy a new battery.
- If left unused, a fully charged battery will discharge itself over time.
- Use only Samsung-approved batteries, and recharge your battery only with Samsung-approved chargers. Disconnect the charger from the power source when it is not in use. Do not leave the battery connected to a charger for more than a week, since overcharging may shorten its life.
- Extreme temperatures will affect the charging capacity of your battery: it may require cooling or warming first.
- Do not leave the battery in hot or cold places because the capacity and lifetime of the battery will be reduced. Try to keep the battery at room temperature. A phone with a hot or cold battery may not work temporarily, even when the battery is fully charged. Li-ion batteries are particularly affected by temperatures below 0°C (32°F).
- Do not short-circuit the battery. Accidental short-circuiting can occur when a metallic object like a coin, clip or pen causes a direct connection between the + and - terminals of the battery (metal strips on the battery). For example, do not carry a spare battery in a pocket or bag where the battery may contact metal objects. Short-circuiting the terminals may damage the battery or the object causing the short-circuiting.
- Dispose of used batteries in accordance with local regulations. Always recycle. Do not dispose of batteries in a fire.

### Road safety

Your wireless phone gives you the powerful ability to communicate by voice, almost anywhere, anytime. But an important responsibility accompanies the benefits of wireless phones, one that every user must uphold.

When you are driving a car, driving is your first responsibility. When using your wireless phone while driving, follow local regulations in the country or region you are in.

### Operating environment

Remember to follow any special regulations in force in the area you are in, and always switch off your phone whenever it is forbidden to use it, or when it may cause interference or danger.

When connecting the phone or any accessory to another device, read its user's guide for detailed safety instructions. Do not connect incompatible products.

As with other mobile radio transmitting equipment, users are advised that for the satisfactory operation of the equipment and for the safety of personnel, it is recommended that the equipment should only be used in the normal operating position (held to your ear with the antenna pointing over your shoulder).

### Electronic devices

Most modern electronic equipment is shielded from radio frequency (RF) signals. However, certain electronic equipment may not be shielded against the RF signals from your wireless phone. Consult the manufacturer to discuss alternatives.

#### Pacemakers

Pacemaker manufacturers recommend that a minimum distance of 15 cm (6 inches) be maintained between a wireless phone and a pacemaker to avoid potential interference with the pacemaker. These recommendations are consistent with the independent research and recommendations of Wireless Technology Research. If you have any reason to suspect that interference is taking place, switch off your phone immediately.

#### Hearing aids

Some digital wireless phones may interfere with some hearing aids. In the event of such interference, you may wish to consult your hearing aid manufacturer to discuss alternatives.

#### Other medical devices

If you use any other personal medical devices, consult the manufacturer of your device to determine if it is adequately shielded from external RF energy.

Your physician may be able to assist you in obtaining this information.

Switch off your phone in health care facilities when regulations posted in these areas instruct you to do so.

#### Vehicles

RF signals may affect improperly installed or inadequately shielded electronic systems in motor vehicles. Check with the manufacturer or its representative regarding your vehicle.

You should also consult the manufacturer of any equipment that has been added to your vehicle.

#### Posted facilities

Switch off your phone in any facility where posted notices require you to do so.

### Potentially explosive environments

Switch off your phone when in any area with a potentially explosive atmosphere, and obey all signs and instructions. Sparks in such areas could cause an explosion or fire resulting in bodily injury or even death.

Users are advised to switch off the phone while at a refuelling point (service station). Users are reminded of the need to observe restrictions on the use of radio equipment in fuel depots (fuel storage and distribution areas), chemical plants, or where blasting operations are in progress.


Areas with a potentially explosive atmosphere are often but not always clearly marked. They include the areas below decks on boats, chemical transfer or storage facilities, vehicles using liquefied petroleum gas, such as propane or butane, areas where the air contains chemicals or particles, such as grain, dust or metal powders, and any other area where you would normally be advised to turn off your vehicle engine.

### Emergency calls

This phone, like any wireless phone, operates using radio signals, wireless, and landline networks as well as user-programmed functions, which cannot guarantee connection in all conditions. Therefore, you should never rely solely on any wireless phone for essential communications like medical emergencies.

To make or receive calls, the phone must be switched on and in a service area with adequate signal strength. Emergency calls may not be possible on all wireless phone networks or when certain network services and/or phone features are in use. Check with local service providers.

To make an emergency call:

- 1 Switch on the phone.
- 2 Key in the emergency number for your present location. Emergency numbers vary by location.
- 3 Press [].



## Health and safety information

Certain features like Call Barring may need to be deactivated before you can make an emergency call. Consult this document and your local cellular service provider.

### Other important safety information

- Only qualified personnel should service the phone or install the phone in a vehicle. Faulty installation or service may be dangerous and may invalidate any warranty applicable to the device.
- Check regularly that all wireless phone equipment in your vehicle is mounted and operating properly.
- Do not store or carry flammable liquids, gases, or explosive materials in the same compartment as the phone, its parts, or accessories.
- For vehicles equipped with an air bag, remember that an air bag inflates with great force. Do not place objects, including installed or portable wireless equipment, in the area over the air bag or in the air bag deployment

area. Improperly installed wireless equipment could result in serious injury if the air bag inflates.

- Switch off your phone before boarding an aircraft. It is dangerous and illegal to use wireless phones in an aircraft because they can interfere with the operation of the aircraft.
- Failure to observe these instructions may lead to the suspension or denial of telephone services to the offender, or legal action, or both.

## Care and maintenance

Your phone is a product of superior design and craftsmanship and should be treated with care. The suggestions below will help you fulfill any warranty obligations and allow you to enjoy this product for many years.

- Keep your phone and all its parts and accessories out of the reach of small children and pets. They may accidentally damage these things or choke on small parts.
- Keep the phone dry. Precipitation, humidity, and liquids contain minerals that corrode electronic circuits.
- Do not use the phone with a wet hand. Doing so may cause an electric shock to you or damage to the phone.
- Do not use or store the phone in dusty, dirty areas, as its moving parts may be damaged.
- Do not store the phone in hot areas. High temperatures can shorten the life of electronic devices, damage batteries, and warp or melt certain plastics.

- Do not store the phone in cold areas. When the phone warms up to its normal operating temperature, moisture can form inside the phone, which may damage the phone's electronic circuit boards.
- Do not drop, knock, or shake the phone. Rough handling can break internal circuit boards.
- Do not use harsh chemicals, cleaning solvents, or strong detergents to clean the phone. Wipe it with a soft cloth.
- Do not paint the phone. Paint can clog the device's moving parts and prevent proper operation.
- Do not put the phone in or on heating devices, such as a microwave oven, stove, or radiator. The phone may explode when overheated.
- When the phone or battery gets wet, the label indicating water damage inside the phone changes colour. In this case, phone repairs are no longer guaranteed by the manufacturer's warranty, even if the warranty for your phone has not expired.
- If your phone has a flash or light, do not use it too close to the eyes of people or animals. This may cause damage to their eyes.

## Health and safety information

- Use only the supplied or an approved replacement antenna. Unauthorised antennas or modified accessories may damage the phone and violate regulations governing radio devices.
- If the phone, battery, charger, or any accessory is not working properly, take it to your nearest qualified service facility. The personnel there will assist you, and if necessary, arrange for service.

SAMSUNG  
ELECTRONICS



### Declaration of Conformity (R&TTE)

We,

Samsung Electronics

declare under our sole responsibility that the product

GSM Mobile Phone : SPH-W3500

to which this declaration relates, is in conformity with the following standards and/or other normative documents.

SAFETY  
EMC  
SAR  
RADIO

We hereby declare that [all essential radio test suites have been carried out and that] the above named product is in conformity to all the essential requirements of Directive 1999/5/EC.

The conformity assessment procedure referred to in Article 10 and detailed in Annex[IV] of Directive 1999/5/EC has been followed with the involvement of the following Notified Body(ies):

BABT, Balfour House, Churchfield Road,  
Walton-on-Thames, Surrey, KT12 2TD, UK\*  
Identification mark: 0168

The technical documentation kept at :

Samsung Electronics QA Lab.

which will be made available upon request.  
(Representative in the EU)

CE0168

Samsung Electronics Euro QA Lab.  
Blackburne Business Park, Saxony Way,  
Yateley, Hampshire, GU46 6GG, UK.#

(place and date of issue)

(name and signature of authorised person)

\* It is not the address of Samsung Service Centre. For the address or the phone number of Samsung Service Centre, see the warranty card or contact the retailer where you purchased your phone.