












WARNING






Power

-  Insert the power plug firmly.
-  Do not connect multiple devices to a single outlet simultaneously.
-  Do not touch the main body, power cable, or power plug with wet hands.
-  If video/sound cable generates heat after connection, pull out the power cord and contact customer service immediately.

Installation/Maintenance






-  Do not install in humid or dusty areas, and avoid installing near heating devices.
-  To reduce the risk of fire or electric shock, do not expose this appliance to rain or moisture.
-  Keep flammable substances or sprays away from the set-top box.
-  Pull out the power plug during thunderstorms or when not used for a prolonged period of time.
-  Do not place heavy objects on this product.
-  Pull out the power plug at once and contact customer service if unusual noise, smell, or smoke comes out.
-  Do not cover the top.

General











-  Check if the coaxial cable is correctly grounded before connecting to the set-top box.
-  Ask the installation engineer to check if the set-top box to be connected is correctly grounded.
-  Class 1 LED Product.
-  This product complies with 21 CFR Chapter 1, subchapter J
-  This product contains chemicals known to the State of California to cause cancer and reproductive toxicity.

CAUTION

Power

-  Connect your TV after powering off the TV and the set-top box by pulling out the power plug.
-  Before connecting the power source, permanent protective earth connection to the cable distribution should be made.
-  The socket-outlet shall be installed near the equipment and shall be easily accessible.
-  The Mains plug is used as a disconnect device and shall stay readily operable at any time.
-  Do not insert the power plug before connecting the power cable to the product.

Installation/Maintenance

-  Install the product correctly complying with the instructions in the user guide.
-  No connection to an antenna.
-  Apparatus shall not be exposed to dripping or splashing and no objects filled with liquid, such as vases, shall be placed on the apparatus.
-  Do not remove the CableCARD™ from the set-top box.
-  Do not spray water directly on the unit and do not use chemical solvents such as wax, mosquito spray, alcohol or detergent.
-  Do not place any metal items such as pins, paper clips or coins on the top of the product.
-  Do not place the product on unstable support.
-  Risk of electric shock, Do NOT OPEN.
-  Do not disassemble, repair, or remodel.
-  Wipe the product with a soft and dry cloth when cleaning.

 SAMSUNG

SX021AN*

* : M (Motorola)
C (CISCO)

The purpose of Safety Concerns is to ensure users' safety and to prevent property losses. Please read this document carefully for proper use.

© 2013 SAMSUNG ELECTRONICS Co., Ltd. All rights reserved.

Important Safety Instructions

Read these operating instructions carefully before using the unit. Follow all the safety instructions listed below. Keep these operating instructions handy for future reference.

- 1) Read these instructions.
- 2) Keep these instructions.
- 3) Heed all warnings.
- 4) Follow all instructions.
- 5) Do not use this apparatus near water.
- 6) Clean only with dry cloth.
- 7) Do not stack equipment
- 8) Do not block any ventilation openings. Install in accordance with the manufacturer's instructions.
- 9) Do not install near any heat sources such as radiators, heat registers, stoves, or other apparatus (including amplifiers) that produce heat.
- 10) Do not defeat the safety purpose of the polarized or grounding-type plug. A polarized plug has two blades with one wider than the other. A grounding type plug has two blades and a third grounding prong. The wide blade or the third prong are provided for your safety. If the provided plug does not fit into your outlet, consult an electrician for replacement of the obsolete outlet.
- 11) Protect the power cord from being walked on or pinched particularly at plugs, convenience receptacles, and the point where they exit from the apparatus.
- 12) Only use attachment/accessories specified by the manufacturer.
- 13) Use only with the cart, stand, tripod, bracket, or table specified by the manufacturer, or sold with the apparatus. When a cart is used, use caution when moving the cart/apparatus combination to avoid injury from tip-over.
- 14) Unplug this apparatus during lightning storms or when unused for long periods of time.
- 15) Refer all servicing to qualified service personnel. Servicing is required when the apparatus has been damaged in any way, such as power supply cord or plug is damaged, liquid has been spilled or objects have fallen into the apparatus, the apparatus has been exposed to rain or moisture, does not operate normally, or has been dropped.



Rovi Product Notice

This product incorporates copyright protection technology that is protected by U.S. patents and other intellectual property rights. Use of this copyright protection technology must be authorized by Rovi Corporation, and is intended for home and other limited viewing uses only unless otherwise authorized by Rovi Corporation. Reverse engineering and disassembly are prohibited.

Rovi Installation Recommendation Notice

Do not connect the unit through a VCR. Video signals fed through VCRs may be affected by copyright protection systems and the picture will be distorted on the television.

Dolby Logo Usage Approval



Manufactured under license from Dolby Laboratories. Dolby and the double-D symbol are trademarks of Dolby Laboratories.

Trademarks of Cable Television Laboratories Usage Approval

OpenCable™, DOCSIS™, CableCARD™, OCAP™ are trademarks of Cable Television Laboratories, Inc. All other trademarks are the property of their respective owners.

Note to CATV System Installer

This reminder is provided to call the CATV system installer's attention to Section 820-40 of the NEC which provides guidelines for proper grounding and, in particular, specifies that the cable ground shall be connected to the grounding system of the building, as close to the point of cable entry as practical.

HDMI Product Notice



The terms HDMI and HDMI High-Definition Multimedia Interface, and the HDMI Logo are trademarks or registered trademarks of HDMI Licensing LLC in the United States and other countries.

ENERGYSTAR qualified model only

- Your Samsung Set-top Box is ENERGYSTAR qualified in its factory default settings. Change to certain features, settings and functionality in this Set-top Box can change the power consumption, possibly beyond the limits required for ENERGYSTAR qualification.
- As an ENERGY STAR partner, Samsung has determined that this product or product models meets the ENERGY STAR guidelines for energy efficiency.



FCC Class B Notice

This device complies with part 15 of the FCC Rules. Operation is subject to the following two conditions:

1. This device may not cause harmful interference, and
2. This device must accept any interference received, including interference that may cause undesired operation.

NOTE:

This equipment has been tested and found to comply with the limits for a Class B digital device, pursuant to Part 15 of the FCC Rules. These limits are designed to provide reasonable protection against harmful interference in a residential installation. This equipment generates, uses and can radiate radio frequency energy and, if not installed and used in accordance with the instructions, may cause harmful interference to radio communications. However, there is no guarantee that interference will not occur in a particular installation. If this equipment does cause harmful interference to radio or television reception, which can be determined by turning the equipment off and on, the user is encouraged to try to correct the interference by one or more of the following measures:

- Reorient or relocate the receiving antenna.
- Increase the separation between the equipment and receiver.
- Connect the equipment into an outlet on a circuit different from that to which the receiver is connected.
- Consult the dealer or an experienced radio/TV technician for help.

CAUTION: Changes or modifications not expressly approved by the party responsible for compliance could void the user's authority to operate the equipment.

FCC RF Radiation Exposure Statement

This equipment complies with FCC RF radiation exposure limits set forth for an uncontrolled environment. This equipment should be installed and operated with a minimum distance of 20 cm between the radiator and your body. This transmitter must not be co-located or operating in conjunction with any other antenna or transmitter.

User Information

Changes or modifications not expressly approved by the party responsible for compliance could void the user's authority to operate the equipment. If necessary, consult with your dealer or an experienced radio/television technician for additional suggestions. You may find the booklet called How to Identify and Resolve Radio/TV Interference Problems helpful. This Booklet was prepared by the Federal Communications Commission. It is available from the U.S. Government Printing Office, Washington, DC 20402, Stock Number 004-000-00345-4.

The party responsible for product compliance :

SAMSUNG ELECTRONICS CO., LTD.
America QA Lab of Samsung
3351 Michelson Drive
Suite #290, Irvine, CA92612 USA

Open Source Announcement

You may obtain the complete corresponding source code from us for a period of three years after our last shipment of this product by sending email to: oss.request@samsung.com or find a copy of the source at <http://opensource.samsung.com/>



DECLARATION OF CONFORMITY According to FCC Part 15

Applicant Name : Samsung Electronics Co., Ltd.

Address : 129, Samsung-ro, YeongTong-Gu, Suwon-Si,
Gyeonggi-Do, Korea, 443-742

Telephone : +82-31-277-2787

Declares that Product : Digital Set Top Box

Model Name : SX021ANM, SX021ANC

Report Number : CTK-2014-00195

This device complies with Part 15 of the FCC rules. Operations is subject to the following two conditions: (1) This device may not cause harmful interference, and (2) This device must accept any interference received, including interference that may cause undesired operation.

Test Laboratory:

CTK Co., Ltd.
(Ho-dong), 113, Yejik-ro, Cheoin-gu, Yongin-si, Gyeonggi-do, 449-100,
Korea
Designation Number : 805871
Tel : +82-31-339-9970
Fax : +82-31-624-9501

Responsible Party:

Company Name : Samsung Electronics Co., Ltd.

Company Address : 129, Samsung-ro, YeongTong-Gu, Suwon-Si, Gyeonggi-Do,
Korea, 443-742

Phone : +82-31-277-2787

Fax : +82-31-277-2784

Name : Jaywoo Lee

Signature :