

HDTV signal sources

The high quality you saw in the store may not be possible using the signals you have at home right now. TVs in the store have high definition quality because they are receiving a HD signal.

If you subscribe to Cable or Satellite service you can improve your picture quality with a HD box and HD program package.

If you are using an antenna, there are free digital broadcast signals available with HD programs.

Visit www.antennaweb.org for information about DTV signals and suggested antennas for your area.

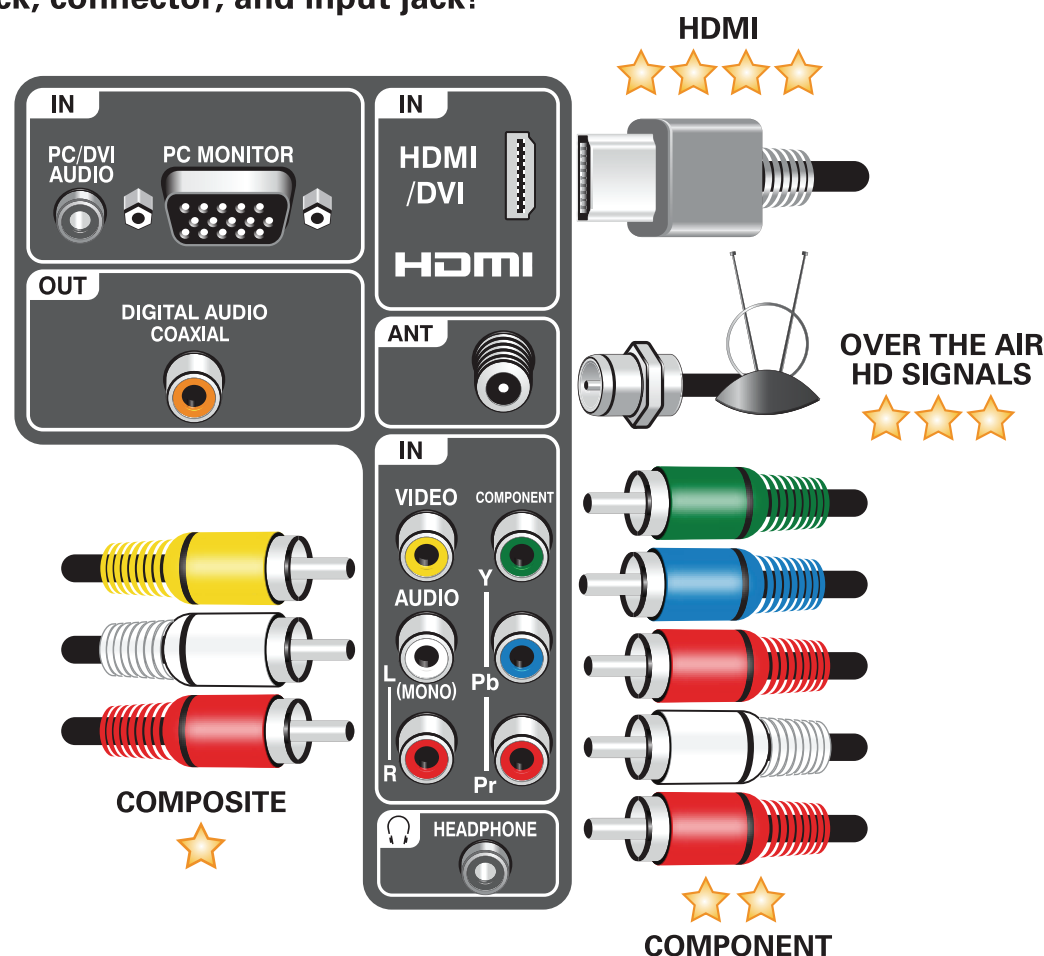
Si necesita ayuda en ESPAÑOL, marque al 1-800-877-5032 y nuestros asesores estarán dispuestos a ayudarle con cualquiera de sus dudas.

Sanyo HDTV Signal Connections

Hook up your external equipment's AV outputs to your HDTV's AV inputs.

Always match the color of the output jack, connector, and input jack!

SANYO



Sanyo Manufacturing Corp.
3333 Sanyo Road, Forrest City, AR 72335

HDMI, the HDMI Logo and High-Definition Multimedia Interface are trademarks or registered trademarks of HDMI Licensing LLC in the United States and other countries.

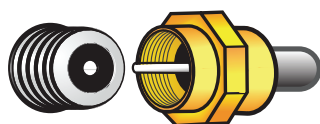

J3FR0359A SH

Starting setup

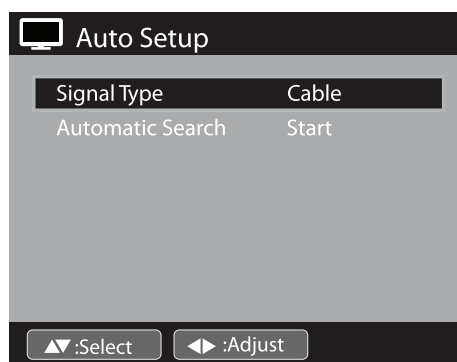

The Auto Setup menu appears the first time you turn on the TV, and assists you to specify the Air/Cable setting, and program your channels automatically.



IMPORTANT: Make sure that the antenna or cable TV system connection is made!




To turn on the TV, press POWER (POWER indicator on the front of the unit changes green. It may take approx. 10 seconds for a picture to appear on screen.). The Auto Setup function begins.



Press < or > to select "Cable" or "Air".




Press ^ or v to select "Automatic Search", then press > or ENTER.



"Auto Setup" will begin. After the Auto Setup is completed, the TV channel appears on the screen.

- Depending on the reception condition, it may take up to 30 minutes to complete memorizing digital cable channels. Please allow the process to complete without interruption.



- If you press EXIT in the process of "Auto Setup", the Auto Setup stops and changes to the normal screen.
- When you make a menu selection, your changes occur immediately. You do not have to press EXIT to see your changes.

SANYO

