

S

swivi™

Model: SW2782

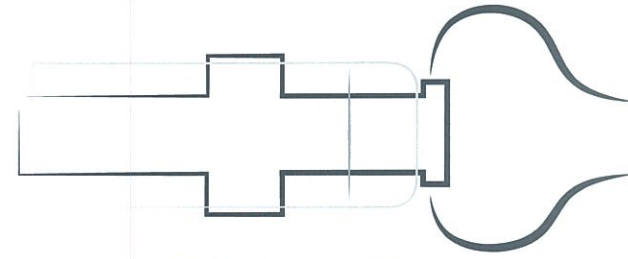
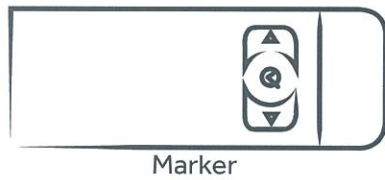
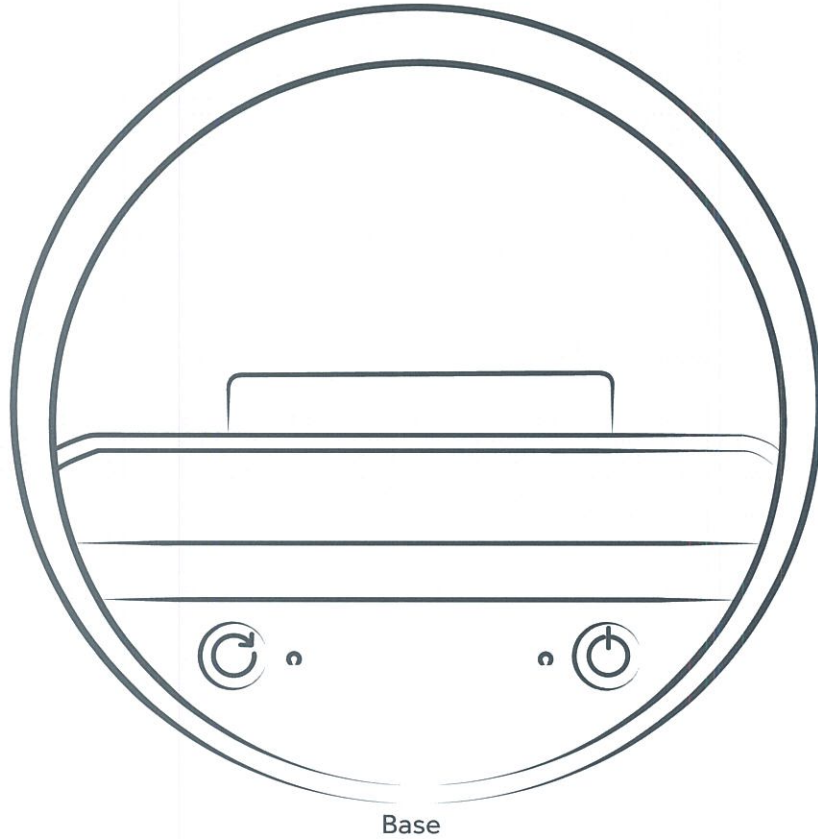
Quick REFERENCE GUIDE



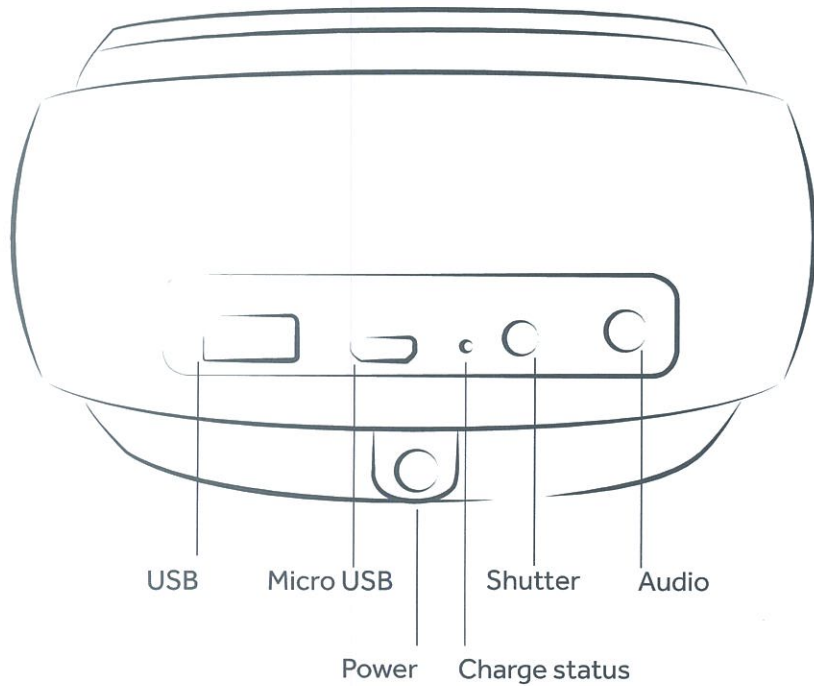
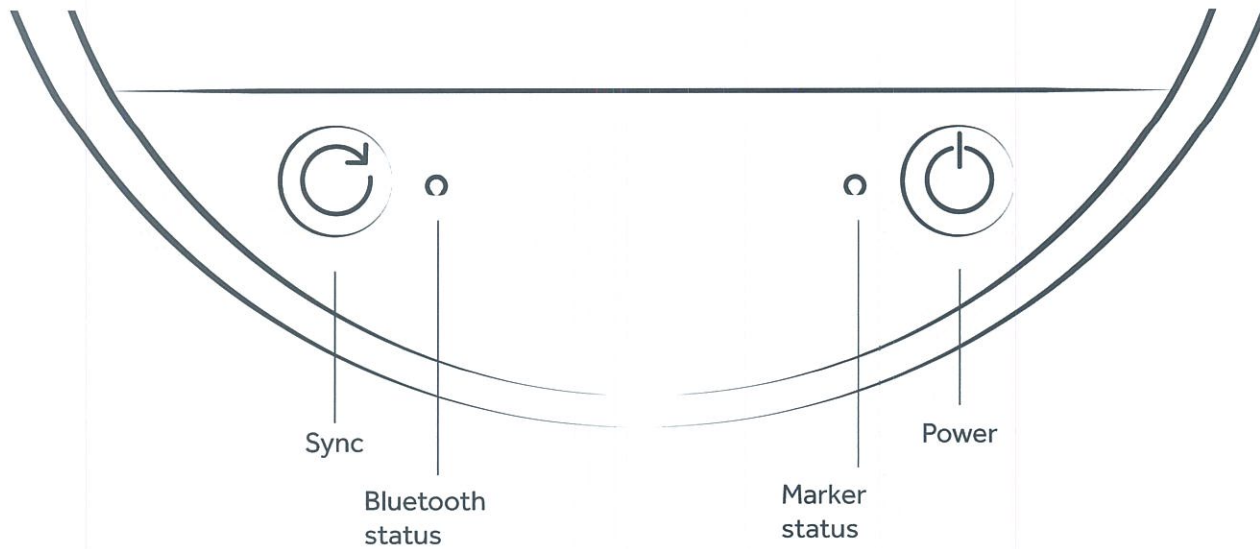
22.01.2014

P.1/2

# Contents.

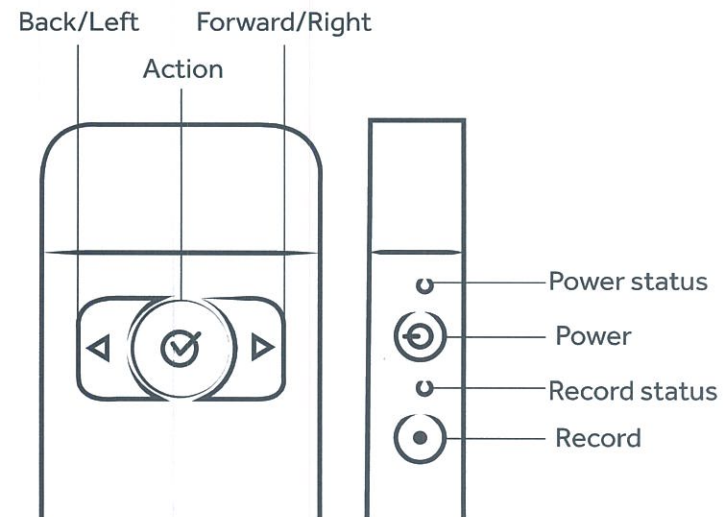


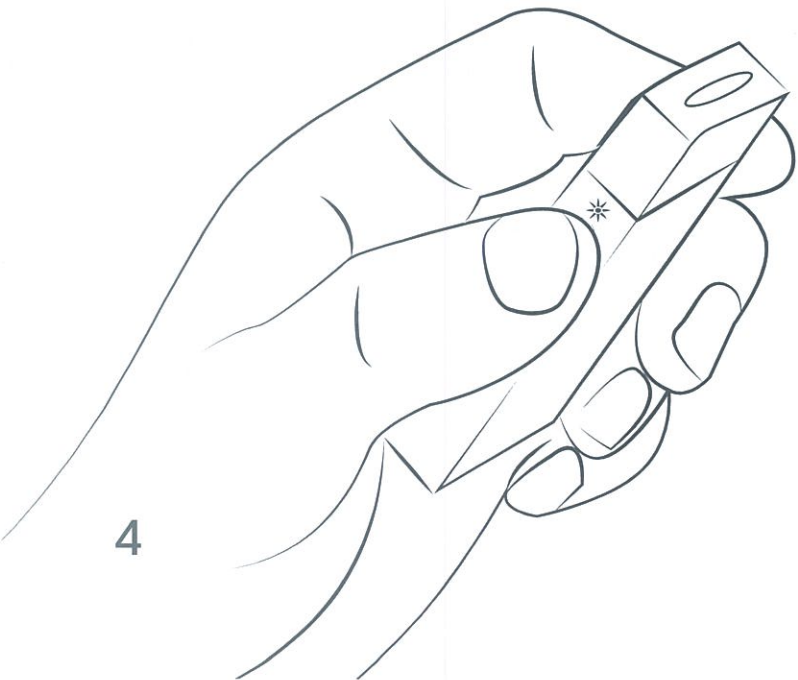
\*Also includes Wall Charger, International Adapter Plugs (for international shipments only) and audio cable.



# Key Features.

Buttons, LEDs and I/O





4

## Power On.

Press and hold the power button on base, then marker. Red light means on. Green means paired.

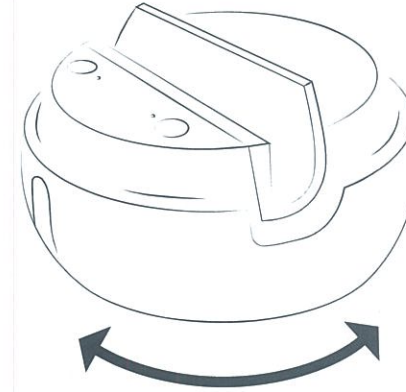
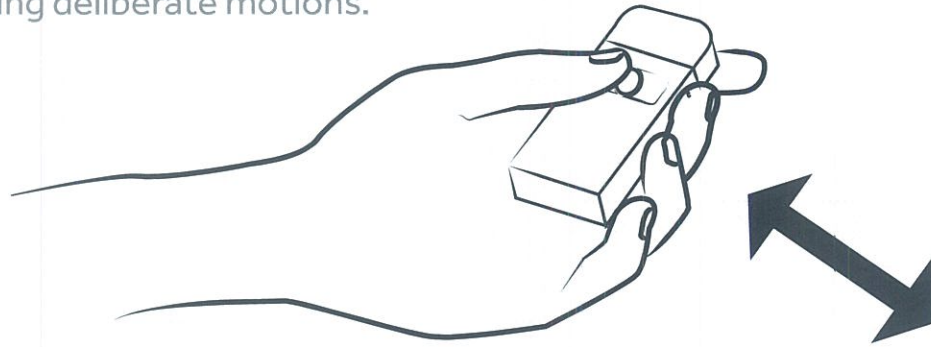


22.01.2014

P.4/12

# Horizontal motion.

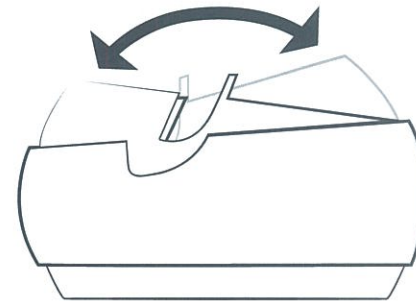
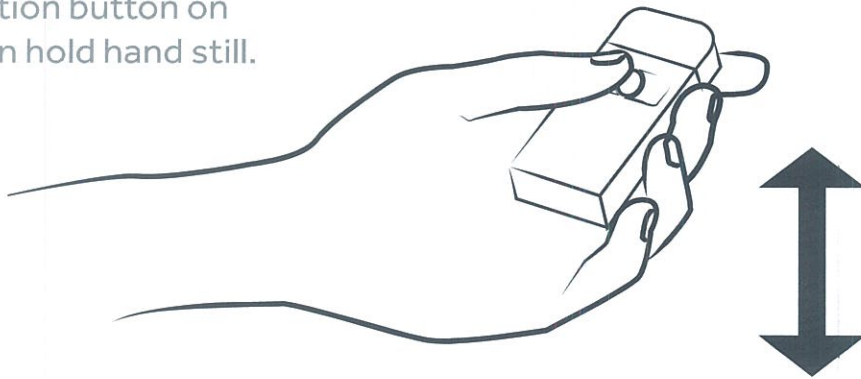
Stand back 3 feet. Move hand from one side to another using deliberate motions.



---


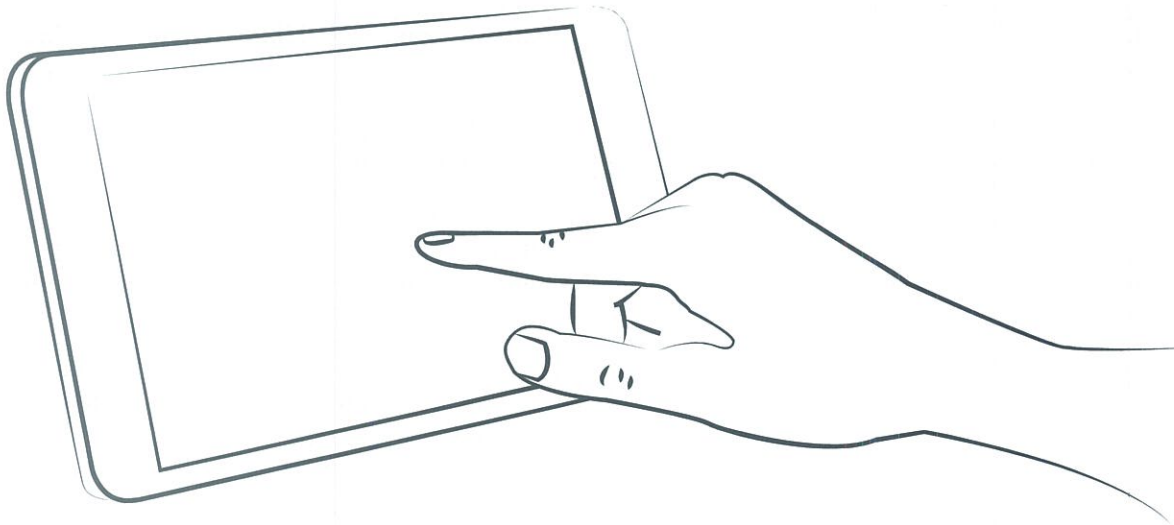
# Vertical motion.

Press and hold action button on marker. Move then hold hand still.




# Connect.

Open Bluetooth menu and connect to Swivl.  
Download Swivl Capture app.



**iPad Air**  
16GB 32GB 64GB 128GB



**iPad mini**  
with Retina display  
16GB 32GB 64GB 128GB



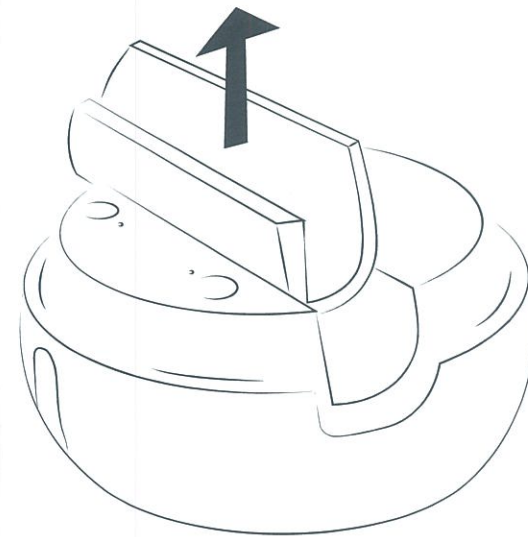
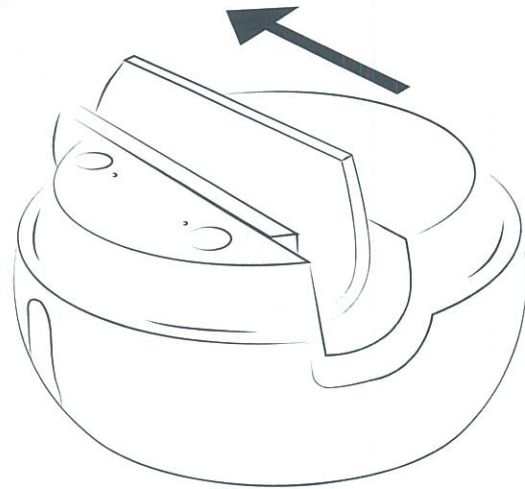
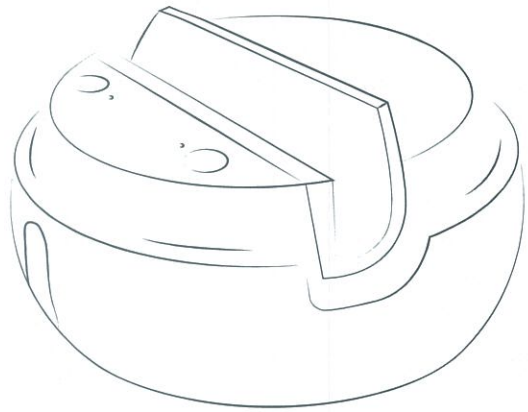
**iPhone 5**  
**iPhone 5c iPhone 5s**  
16GB 32GB 64GB



**iPod touch**  
5th generation  
16GB 32GB 64GB

...and earlier iOS models. Also works with other select mobile devices and cameras. Go to [swivl.com/support](http://swivl.com/support) for more information on compatibility.





# Adjusting fit.

Push removable grip holder left.  
Then lift to remove.

# Grip fit.

Select a shim and test on edge of mobile device. Fit should be snug with no force.



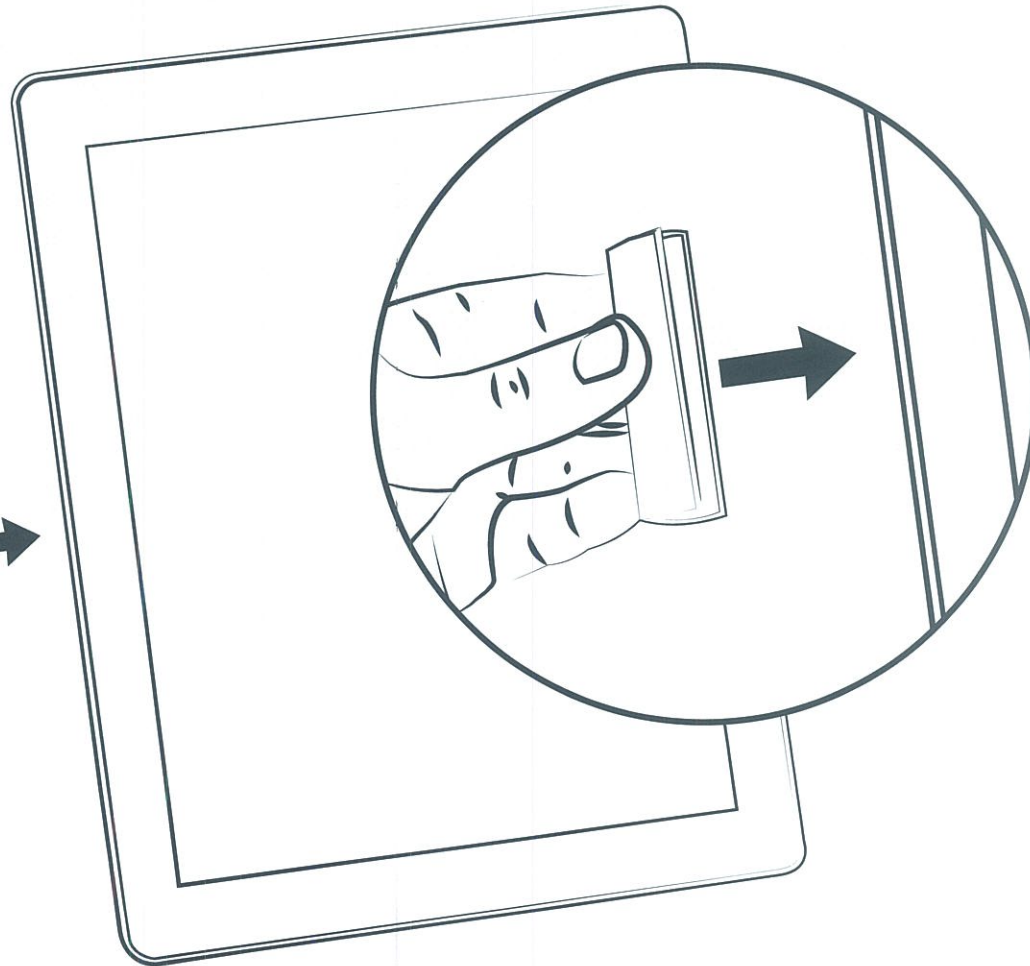
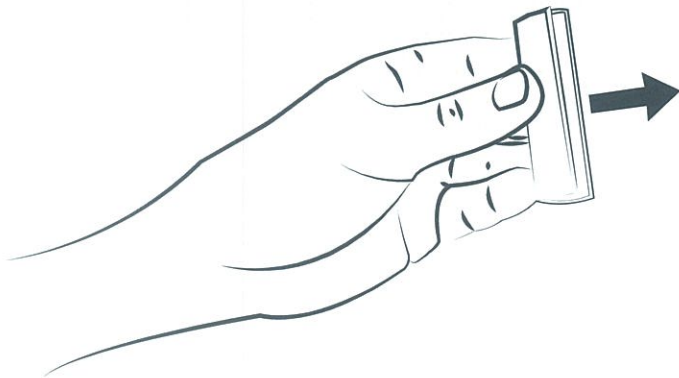
A



B



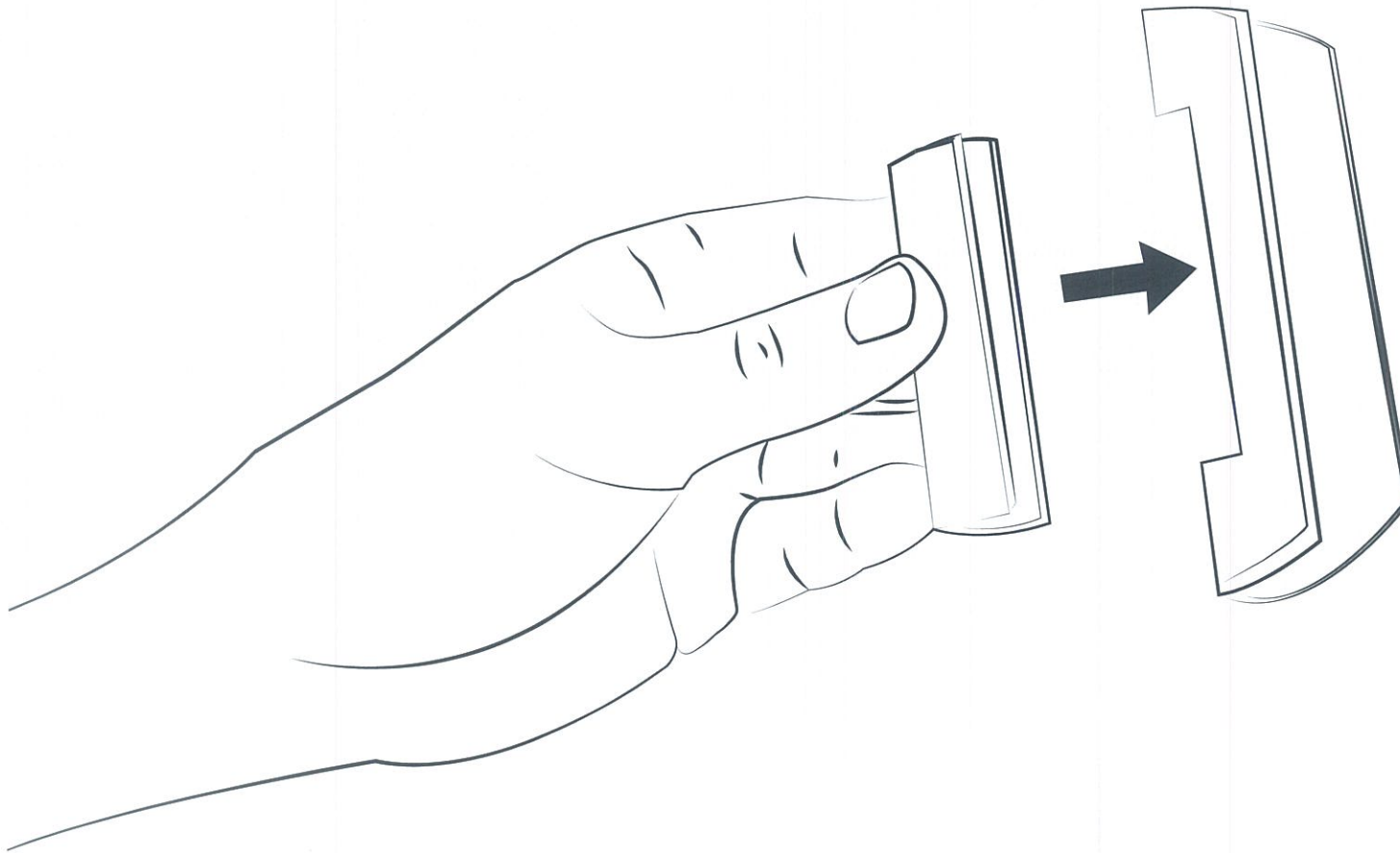
C





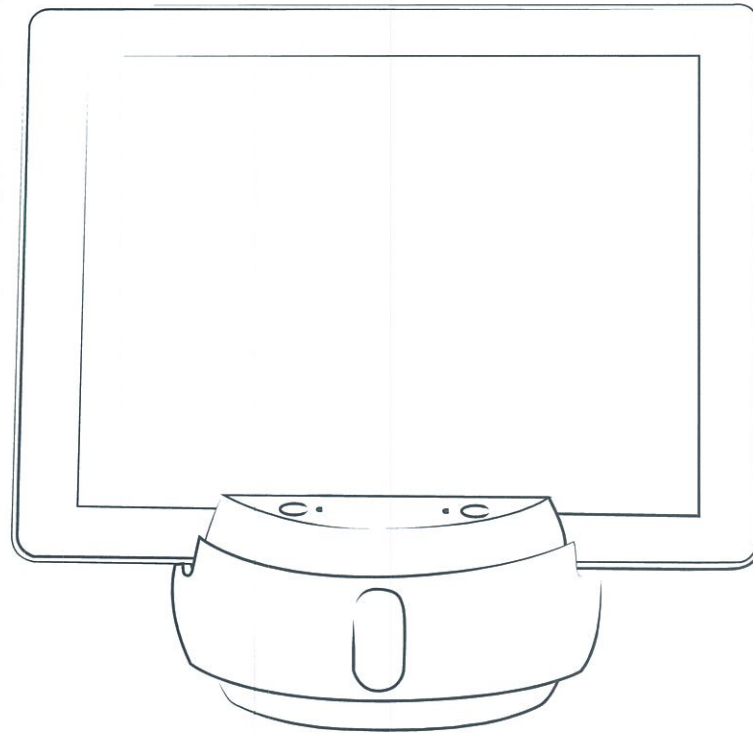
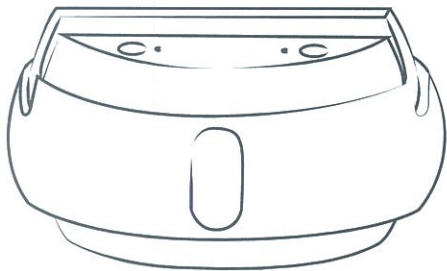

# Grip assembly.

Insert grip into grip holder and place in base.



# Insert device.

Simply insert mobile device, screen forward, in landscape orientation.






# Connect audio.

Plug audio cable into base and mobile device to receive wireless microphone feed.

# Stow and Charge.

Plug charging cable into base and place marker in the base dock to charge.



For more information, go to: [swivl.com/support](http://swivl.com/support)

1354 El Camino Real | San Carlos CA 94070 | (888) 837 6209

TM and © 2014 Swivl. All rights reserved. Swivl, the Swivl logo and all other company, product and service names or slogans are trademarks of Swivl. Patent pending.

iPad, iPhone, and iPod touch are trademarks of Apple, Inc., registered in the U.S. and other countries.

Designed in California. Printed in China. MC-00318.



22.01.2014

P.17/12



**Model number.** SW2782.

**Warranty.** This product is guaranteed against manufacturing defects for one (1) year from the original date of purchase. Swivl's sole obligation in the event of such defects during this period is to repair or replace the defective part or product with a comparable part or product. This is done at Swivl's sole discretion. Except for such replacement, the sale, or other handling of this product is without warranty, condition or other liability even though the defect or loss is caused by negligence or other fault. Damage resulting from use, misuse, accident, or normal wear and tear is not covered by this or any warranty. Swivl assumes no liability for incidental or consequential damages relating to or resulting from the use of this product or any of its parts. When servicing your warranty request, Swivl

may require you to furnish proof of purchase. Visit [swivl.com/warranty](http://swivl.com/warranty) for details.

**Attention.** "Made for iPod", "Made for iPhone" "Made for iPad" mean that an electronic accessory has been designed to connect specifically to iPod, iPhone, or iPad respectively, and has been certified by the developer to meet Apple performance standards. Apple is not responsible for the operation of this device or its compliance with safety and regulatory standards. Please note that the use of this accessory with iPod or iPhone may affect wireless performance.

**Carrying and handling.** Product contains sensitive components. Do not drop, disassemble, microwave, burn, paint or insert foreign objects into device. Do not use if it has been damaged.

**AC Charger.** The product is designed to be used only with the Swivl approved AC charger.

**Outlet.** The socket-outlet shall be installed near the equipment and shall be easily accessible.

**Lanyard.** The lanyard is only intended for use with adults. It does not contain a safety breakaway for use with children (under the age of 8).

**Infrared Interference.** This product uses IR technology. Direct interference from strong IR sources, such as sun, plasma TVs, and some types of light fixtures, may affect its performance. Remove the interference, or direct the product away from from the IR source.

**Radio Frequency Interference.** This product uses 2.4Ghz wireless technology for wireless audio transmission. High saturation of similar technology in the immediate vicinity may degrade audio.

**Battery.** The lithium polymer batteries are hazardous and can cause serious injury. Manufacturer cannot be held liable for misuse. Battery should be replaced only by Swivl or a Swivl authorized service provider, and must be recycled or disposed of separately from household waste in accordance with local regulations.

**Avoid water.** Do not expose this product to water or rain, or handle near wet locations. Do not spill food or liquid on the product. In the case that it gets wet, unplug any cables and allow it to fully dry before turning it back on again. Damage due to liquid is not covered.

**Avoid operation.** Do not use this product while driving. Use of this product may be prohibited while travelling in aircraft as it emits radio frequencies during operation.

**Ports.** The micro USB and shutter interface on the base are not used during normal operation.

**Acceptable temperatures.** The product is designed to be used between 0 degrees and 40 degrees C (32 degrees and 104 degrees F). It can be stored between -20 degrees and 50 degrees C (-4 degrees and 122 degrees F). Low or high temperature conditions might lead the product to temporarily stop working, or working properly. Allow unit to return to room temperature after storage at high or low temperatures before operation.

**FCC Statement.** This device complies with Part 15 of the FCC Rules. Operation is subject to the following two conditions: (1) this device may not cause harmful interference, and (2) this device must accept any interference received, including interference that may cause undesired operation. NOTE: This equipment has been tested and found to comply with the limits for a Class B digital device, pursuant to Part 15 of the FCC Rules. These limits are designed to provide reasonable protection against harmful interference in a residential installation. This equipment generates, uses, and can radiate radio frequency energy and, if not installed and used in accordance with the instructions, may cause harmful interference to radio communications. However, there is no guarantee that interference will not occur in a particular installation. If this equipment does cause harmful interference to radio or television reception, which can be determined by turning the equipment off and on, the user is encouraged to try to correct the interference by one or more of the following measures: Reorient or relocate the receiving antenna, Increase the separation between the equipment and receiver, Connect the equipment into an outlet on a circuit different from that to which the receiver is connected and Consult the dealer or an experienced radio/TV technician for help.

**Important.** Any modifications to the unit, unless expressly approved by the party responsible for compliance, could void the user's authority to operate the equipment. The product has demonstrated EMC compliance under conditions that included the use of compliant peripheral devices and shielded cables between system components. It is important that you use the compliant peripheral devices and shielded cables between system components to reduce the possibility of causing interference to radios, televisions and other electronics devices.

**Canadian Compliance Statement.** Complies with the Canadian ICES-003 Class B specifications. Cet appareil numerique de la classe B est conforme a la norme NMB-003 du Canada. This device complies with RSS 210 of Industry Canada. This Class B device meets all the requirements of the Canadian interference-causing equipment regulations. Cet appareil numerique de la Classe B respecte toutes les exigences du Reglement sur le materiel brouilleur du Canada. This device complies with Industry Canada license-exempt RSS-210 standard(s). Operation is subject to the following two conditions: (1) this device may not cause interference, and (2) this device must accept any interference, including interference that may cause undesired operation of the device. Cet appareil est conforme aux normes CNR exemptes de licence d'Industrie Canada. Le fonctionnement est soumis aux deus conditions suivantes: (1) cet appareil ne doit pa provoquer d'interferences et (2) cet appareil doit accepter toute interference, y compris celles susceptibles de provoquer un fonctionnement non souhaite de l'appareil.

**EU Compliance Statement.** Swivl hereby declares that this wireless device is in compliance with the essential requirements and other relevant provisions of the R&TTE Directive.

TM and © 2014 Swivl. All rights reserved. Swivl, the Swivl logo and all other company, product and service names or slogans are trademarks of Swivl. Patent pending.

iPad, iPhone, and iPod touch are trademarks of Apple, Inc., registered in the U.S. and other countries.

**Swivl | 1354 El Camino Real | San Carlos CA 94070 | (888) 837 6209**