




# Electronic security price book 8

Effective April 4, 2020 • Rev. 04/20  
Schlage



**This price list supersedes and cancels all previous price lists. Prices shown are subject to change without notice.**

### Administrative Offices

Allegion Administrative Office  
11819 N. Pennsylvania St. • Carmel, IN 46032  
allegion.com/us

### Placing orders

You can place orders with Allegion via the fax numbers or emails listed below:

#### Electronic Products

*(Schlage, Electronic Locks, Electromagnetic Locks, Power Supplies and System Accessories)*

Fax#: 1-800-452-0665

Email: Order\_Entry\_Schlage\_Commercial@allegion.com

#### Von Duprin Electronic Products

*(Power Supplies, Electric Strikes, Delayed Exit System and Electrical Power Transfer)*

Fax#: 1-800-999-0328

Email: Order\_VonDuprin@allegion.com

#### Biometric Readers

Fax#: 1-800-452-0665

Email: Sbsom@allegion.com

#### Readers, Credentials & Keypads

Fax#: 1-866-954-1779

Email: Readers.Credentials.Orders@allegion.com

### Customer Care

Our Customer Care Representatives are available for questions or assistance.

You can reach them at **877-671-7011** (Press 1 for Sales Support | Press 2 for Product Support | Press 3 for RSO) or through the email addresses listed below:

### Sales Support

support@allegion.com

### Technical Product Support

#### Schlage Electronic Locks & System Components (Electromagnetic Locks, Power Supplies and System Accessories)

Electronic\_Lock\_TechProdSupport@allegion.com

#### Readers, Credentials & Biometrics

Readers\_Credentials\_Biometrics\_TechProdSupport@allegion.com

#### Von Duprin Electronics (Power Supplies, Electric Strikes, Delayed Exit System, Electrical Power Transfer)

Phone#: 1-866-422-5547

Exits\_TechProdSupport@allegion.com

### Request for Quote

#### Carolinas

*(North Carolina, South Carolina, Virginia)*  
Carolinas.Quotes@allegion.com

#### Central

*(Arkansas, Illinois, Iowa, Kansas, Missouri, Nebraska, Oklahoma)*  
Central.Quotes@allegion.com

#### Chicago

*(Illinois-Northern, Wisconsin)*  
Chicago.Quotes@allegion.com

#### Florida

Florida.Quotes@allegion.com

#### Great Lakes

*(New York, Pennsylvania)*  
GreatLakes.Quotes@allegion.com

#### Metro New York

Metro.Quotes@allegion.com

#### Michigan

Michigan.Quotes@allegion.com

#### Mid Atlantic North

*(New York, Pennsylvania)*  
Mid.Atlantics.north.quotes@allegion.com

#### Mid Atlantic South

*(Delaware, Maryland, New Jersey)*  
Mid.Atlantics.south.quotes@allegion.com

#### Midwest

*(Indiana, Kentucky, Ohio, West Virginia)*  
Midwest.Quotes@allegion.com

#### Mountain States

*(Colorado, Idaho, Montana, Nevada, Utah, Wyoming)*  
Mtn.States.Quotes@allegion.com

#### New England

*(Connecticut, Main, Massachusetts, New Hampshire, Rhode Island, Vermont)*  
NewEngland.Quotes@allegion.com

#### North Central

*(Minnesota, North Dakota, South Dakota)*  
NorthCentral.Quotes@allegion.com

#### Northern California

NoCal.Quotes@allegion.com

#### Northwest

*(Alaska, Oregon, Washington)*  
Northwest.Quotes@allegion.com

#### South

*(Alabama, Georgia, Louisiana, Mississippi, Tennessee)*  
South.Quotes@allegion.com

#### Southern California

*(California-Southern, Hawaii)*  
SoCal.Quotes@allegion.com

#### Southwest

*(Arizona, New Mexico)*  
Southwest.Quotes@allegion.com

#### Texas

Texas.Quotes@allegion.com

|  |            |  |            |
|--|------------|--|------------|
| Contents   |            |  |            |
| Contact Information  | 2          | CO-220 Classroom Lockdown Solution - Exit Trim               | 198        |
| Table of Contents  | 3          | CO-993DT – Non-Functioning Dummy Trim for Exit               | 200        |
|  |            | CO-250 Standalone; Computer Programmable with user Rights on |            |
|  |            | Magnetic Stripe Card   | 202        |
| <b>TERMS AND CONDITIONS</b>  | <b>4</b>   | CO-993DT Non-functioning Dummy Trim for Exit                 | 208        |
| Allegion General Terms & Conditions  | 4          | CO Series Accessories  | 210        |
| Product Warranties   | 10         | CT5000 Offline Controller                                    | 212        |
| Keyway and Cylinder Policies   | 14         |  |            |
| Distribution Policy  | 19         | <b>PARTS</b>   | <b>215</b> |
| Finish Information   | 19         | AD Series Parts  | 215        |
|  |            | CO Series Parts  | 229        |
| <b>SOLUTIONS OVERVIEW</b>  | <b>21</b>  |  |            |
| <b>CREDENTIALS</b>   | <b>23</b>  | <b>ELECTROMAGNETIC LOCKS</b>                                 | <b>243</b> |
| SmartCard Credentials  | 26         | M490 Max Security  | 244        |
| Proximity Credentials  | 29         | M450 High Security   | 245        |
| Magnetic Stripe Credentials  | 30         | M420 Traffic Control Series                                  | 246        |
|  |            | M490DE Delayed Egress Series                                 | 247        |
| <b>NETWORKED READERS</b>   | <b>37</b>  | M390RFK Retrofit Lock  | 248        |
| Multi-Technology Readers   | 40         | Filler Plates and Angle Brackets                             | 249        |
| Magnetic Stripe Readers  | 40         | M490G Gate Lock  | 250        |
| Contactless Smart Card Readers   | 40         | 320M Mini Mortise Mount                                      | 250        |
| Proximity Readers  | 40         | GF3000 Shear Lock Mortise Series                             | 251        |
| Schlage Magnetic Stripe Readers  | 43         | GF-3000 Shear Lock Surface Series                            | 252        |
| iButton Readers  | 43         | Electromagnetic Lock Parts                                   | 253        |
| Scramble Keypads from Schlage  | 44         |  |            |
| Electronic Keypads   | 44         | <b>POWER SUPPLIES</b>  | <b>255</b> |
| Offline Keypads  | 44         | PS902 Power Supplies + Option Boards                         | 256        |
|  |            | PS904 Power Supplies + Option Boards                         | 257        |
| <b>MULTI-FAMILY RESIDENTIAL ELECTRONIC LOCKS</b>                               | <b>45</b>  | PS906 Power Supplies + Option Boards                         | 258        |
| Schlage Control™ Smart Interconnect Locks                                      | 46         |  |            |
| Schlage Control™ Smart Deadbolts   | 48         | <b>SYSTEM ACCESSORIES</b>                                    | <b>259</b> |
| Schlage Control™ Smart Deadbolts   | 50         | 8200 Series Consoles   | 260        |
|  |            | 800 Series Remote and Local Monitoring Stations              | 260        |
| <b>ENGAGE™ TECHNOLOGY LOCKS</b>  | <b>51</b>  | 672 TouchBar   | 261        |
| LE How to Order  | 53         | 692 SmartBar   | 262        |
| LE Greenwich Sectional with Rose   | 62         | 672 TouchBar / 692 SmartBar Parts                            | 263        |
| LE Addison Escutcheon  | 64         | 600 Series Heavy Duty Pushbuttons                            | 264        |
| LE Parts   | 66         | 600 Series Heavy Duty Pushbutton Parts                       | 265        |
| LE Accessories   | 70         | 700 Series Entry Level Pushbutton                            | 266        |
| NDE with ENGAGE Technology   | 71         | 650 Series Heavy Duty Keyswitches                            | 267        |
| NDE How to Order   | 72         | 650 Series Heavy Duty Keyswitch Parts                        | 268        |
| NDE Wireless Lock Cylindrical  | 78         | Door Position Switches                                       | 269        |
| NDE Wireless Lock Parts  | 80         | Door Cords   | 269        |
| CTE ENGAGE Single Door Controller  | 84         | Electronic Horns   | 270        |
|  |            | Scanners/PIRs  | 270        |
| <b>AD SERIES NETWORKED LOCKS</b>   | <b>85</b>  | 740 Series Emergency Break Glass                             | 270        |
| AD Series How to Order   | 86         | 660 Series Surface Mini Box                                  | 270        |
| AD-300 Networked Hardwired   | 100        | 442S Series Cabinet Lock                                     | 271        |
| AD-302 Networked Hardwired (FIPS 201-2 Compliant)                              | 106        | PB405/PB405S PowerBolts                                      | 271        |
| AD-400 Networked Wireless  | 112        |  |            |
| AD-402 Networked Wireless (FIPS 201-2 Compliant)                               | 118        | <b>VON DUPRIN ACCESS CONTROL PRODUCTS</b>                    | <b>273</b> |
| AD Series 993 Dummy Trim   | 124        | 4200/6400 Series Electric Strikes                            | 274        |
| AD Series Networked Accessories  | 126        | 5100/6100/6200 Series Electric Strikes                       | 275        |
|  |            | 6300 Series Electric Strike                                  | 276        |
| <b>AD SERIES STANDALONE LOCKS</b>  | <b>131</b> | PS914 Power Supply   | 276        |
| AD Series Standalone Locks How to Order  | 132        | Delayed Exit System  | 276        |
| AD-201/AD-302/AD-402 Overview  | 133        | Electric Power Transfer                                      | 276        |
| AD-200 Standalone; Rights on Locks   | 144        | Remote Undogging (RU) and Remote Monitoring (RM)             | 276        |
| AD-201 Standalone (FIPS Compliant)   | 150        |  |            |
| AD-250 Standalone; Rights on Card  | 156        | <b>BIOMETRICS</b>  | <b>277</b> |
| AD Series 993 Dummy Trim   | 162        | General Ordering Information                                 | 279        |
| CT5000 Offline Controller  | 164        | Biometric Readers  | 280        |
| AD Series Standalone Accessories   | 166        | Biometric Options  | 281        |
|  |            | Biometric Accessories  | 282        |
| <b>CO SERIES STANDALONE LOCKS</b>  | <b>169</b> | Biometric Parts  | 283        |
| CO Series How to Order   | 170        |  |            |
| CO Series Overview   | 171        | <b>MISCELLANEOUS</b>   | <b>285</b> |
| CO-100 Standalone; Manually Programmable                                       | 182        | Agency Listing   | 286        |
| CO-200 Standalone; Computer or Manually Programmable with user Rights on Locks | 188        | Door & Frame Handing Chart                                   | 288        |
| CO-220 Standalone; Classroom Lockdown Solution                                 | 194        | System Design Guide  | 291        |
|  |            | Key Systems Summary  | 293        |
|  |            | Wiring Diagrams  | 307        |
|  |            | BAA Order Transmittal Cover Letter                           | 311        |

# Terms & Conditions

## Allegion General Terms and Conditions of Sale and Service

**1. GENERAL/ACCEPTANCE.** (a) This Agreement contains the only terms and conditions by which Company will quote and sell Deliverables to Customer; (b) The terms "purchase order" or "order" for the purposes of this Agreement include the term "request for quotation," as appropriate; (c) This Agreement supersedes all pre-printed or boilerplate terms and conditions set forth in any purchase order issued by Customer; (d) No reference herein to Customer's purchase order will in any way incorporate different or additional terms and conditions, all of which Company hereby expressly objects to; (e) **ANY ACCEPTANCE BY COMPANY OF CUSTOMER'S PURCHASE ORDER IS EXPRESSLY CONDITIONED ON THE CUSTOMER'S ASSENT TO AND ACCEPTANCE OF THE TERMS AND CONDITIONS CONTAINED IN THIS AGREEMENT;** (f) Company reserves the right to decline any order, in whole or in part, for any reason.

### 2. ORDERS.

a. **Order Processing.** When Customer wishes to place an order for Deliverables, it will deliver to Company a purchase order. All such purchase orders must (i) be in a written format acceptable to Company, (ii) be legible, (iii) include a purchase order number, (iv) include Customer's account number, invoice address, ship to address, shipping method, shipper's letter of instruction for international shipments, part number, pricing, and designated contact information, (v) include, if applicable, any special configuration ID numbers, necessary programming information, special factory instructions, and requested specifications regarding a particular finish, handing, design, backset, or strike, (vi) reference any applicable pricing discounts under an ongoing buying program or based on a written quote from Company, along with the applicable buying program number or quotation number, and (vii) not combine buying program and quoted product on the same order.

b. **Minimum Orders.** In the event the order value does not meet any required minimum net Deliverable value, Company may, at its sole discretion, (i) increase the quantity of items in the order to meet the minimum net Deliverable value requirement; (ii) apply a minimum order charge; (iii) reject the order, or (iv) waive the requirement, provided that the waiver of a requirement for one order shall not constitute a waiver of the requirement for any future orders.

c. **Acceptance of Purchase Orders.** Company will endeavor to (i) acknowledge receipt of each purchase order issued in accordance with this Agreement, and (ii) notify Customer whether Company accepts or rejects the purchase order. If Company fails to accept or reject a purchase order within a reasonable time period, such failure to respond will be deemed a rejection of the entire order. Orders that combine buying program and quoted product on the same order will be routed back to your local RSO office in order to review subject purchase order.

d. **Changes to Order/ Cancellation of Orders.** Additional terms and conditions regarding order changes and cancellations are available on the Allegion customer website, **WHICH TERMS ARE EXPRESSLY INCORPORATED HEREIN BY REFERENCE.** Unless otherwise provided herein, Customer acknowledges that (i) requesting a Change Order may cause a delay in the scheduled shipment date, a longer lead time or result in a new scheduled shipment date; (ii) Orders may not be changed after 48 hours of Company's order acknowledgment; (iii) After 48 hours of Company's order acknowledgment, all changes to an accepted purchase order will be subject to a Change Order charge of 25% of the net Deliverable value, plus the cost of labor and fabrication or raw material that Company incurred prior to the receipt of the Change Order from Customer, or that may be required due to the Change Order; (iv) the requested change may result in additional charges for labor, fabrication, and raw material, and (v) if Customer cancels an order or portion of an order that includes Deliverables that have been manufactured and prepped for shipping, a 45% restocking fee will apply. Notwithstanding the foregoing, Customer cannot change or cancel credential orders, reader orders, biometrics orders or any non-cataloged, special, custom or nonstandard items once they have been placed. All cancelled orders for a Non Recurring Expense (NRE), credential orders, reader orders, biometrics orders, and/or Custom orders will be subject to a cancellation charge of 100% of the acknowledged price.

e. **Add-ons.** Add-on orders will not be accepted. Additions to orders will be entered as separate stand-alone orders and must qualify for all terms of sale, including discounts, on an individual basis.

f. **Fast-Track Orders.** No changes or cancellations will be accepted on the 24-Hour Fast Track Program. For 3-day Fast Track orders, changes and cancellations may only be requested by Customer within 24 hours of Company's order acknowledgment if the order has not shipped. For 5-Day Fast Track orders, changes and cancellations may only be requested by Customer if the order has not shipped and if the request is made to Company within 48 hours of Company's order acknowledgment. Return Material Authorization (RMA) for Deliverables must be processed through Fast Track Customer Service.

g. **Steelcraft Orders.** For all Steelcraft orders, changes or cancellations are allowed without penalty only if made within 48 hours of Company's order acknowledgment, and provided that the order has not shipped. Some exceptions do apply – please consult the factory. Changes are not allowed on Rapid Program orders after the order has been entered and acknowledged. After 48 hours of Company's order acknowledgment, all changes or cancellations are subject to a charge of 25% of the order. Unless otherwise specified by Company in writing, any changes to orders acknowledged by Company that affect the delivery date will be deemed a new order and will require acknowledgment by Company as provided in this Section. Additional products, features, terms and conditions regarding the Rapid Program are available on the Allegion customer website, **WHICH TERMS ARE EXPRESSLY INCORPORATED HEREIN BY REFERENCE.**

### 3. PRICES, INVOICES AND PAYMENT.

a. **Prices.** The prices in Company's Price Book are subject to change at any time, without notice to Customer. Company may charge Customer additional amounts if Customer requests special packing, marking, shipment, product modification, or engineering services. Oral prices specified by Company are null and void. Quote numbers must be referenced on Customer's purchase order in order for the Company's quoted pricing to apply. Orders that do not reference a quote number will receive buy program pricing or book net pricing. Quoted prices are for those specific products quoted for a specified job, and are subject to the Price Book in effect at the time Company receives the order.

b. **Taxes.** Prices do not include any present or future federal, state or local property, license, privilege, sales, use, excise, gross receipts or other like taxes or assessments which may result from transactions or any services performed in connection therewith. Any taxes, charges, or duties imposed by any governmental authority on the sale of Deliverables will be paid by Customer, in addition to the selling price specified by Company. Credits for U.S. sales tax applied to invoices will only be granted if valid exemption documentation is provided within 30-days of the invoice date and a case is initiated by customer service. Exemption documentation may be emailed to [sales.tax.certificates@allegion.com](mailto:sales.tax.certificates@allegion.com), this e-mail address cannot be used to request a credit for sales tax charged all such requests must be made with customer service. All certificates sent to the e-mail address must include the following information: (1) Customer account number(s); (2) Customer name; and (3) Allegion brand(s) the certificate should be applied to.

c. **Payment Terms.** Company will deliver to Customer an invoice with each shipment of Deliverables hereunder. Customer will pay all invoiced amounts within 35 days of the invoice date (subject to any early pay discounts that may be offered to Customer by Company in its sole discretion). Customer will make all payments in United States dollars. Past due invoices will be subject to a late payment service charge of 1.5% per month on any overdue unpaid balance, equivalent to 18% per annum, or the maximum rate permitted by law, whichever is less. Customer shall reimburse Company for all costs of collection, including, without limitation, reasonable attorneys' fees, for any overdue amount owed by Customer to Company, and such collection costs shall also be subject to interest charges.

### 4. QUOTATIONS.

a. **Project Quotations.** Project or new construction quotes are restricted to the specific project quoted for the quantities, finishes, and series of Deliverables referenced on the quote. Company reserves the right to require proof of sale of Company products for any quoted project.

b. **Stock Quotations.** Deliverables fulfilling stock quotations may only be used for the following: i) Stocking of the Customer's shelves for small, quick-turn, discretionary projects, or ii) Sale to a general contractor or installer for new construction. Stock quotations may not be used for any project containing any Company no-substitution, specified products. Deliverables purchased under Stock Quotations cannot be redistributed to other Customer branch locations or re-sold to other resellers or used for aftermarket sales, end-user annual contracts or sold over the counter to any walk in trade.

c. **General.** All quotes are subject to this Agreement, unless otherwise specified by Company, and are subject to change at any time prior to Company's acceptance of a purchase order referencing the applicable quote number. Company, its representatives and employees reserve the right, in their sole discretion and for any reason, to refuse a Customer's request to quote a price other than the standard list price, regardless of whether Company or its representatives or employees have previously quoted discounted prices to the Customer on some or all of its orders. Customer's failure to comply with this Section 4 will be considered a material breach of this Agreement, and will entitle Company to immediately terminate any purchase orders and/or Customer's ability to distribute Company's products.

**5. SECURITY INTEREST.** Customer grants Company, and Company retains, a purchase money security interest and lien on any and all of Customer's rights, title and interest in each Deliverable sold by Company to Customer, wherever located, until the invoice for the applicable Deliverable(s) is paid in full, including any late charges and costs of collection. Customer authorizes Company to, and will assist Company in, taking all necessary steps to perfect and maintain Company's interest in such Deliverables.

**6. CREDIT TERMS.** Unless Customer pre-pays all of its purchase orders in advance, its purchase orders will be subject to the credit limit and other terms of credit ("Credit Terms") set forth in Company's credit application, which Credit Terms Customer acknowledges are subject to change by Company at any time. Company reserves the right to request payment in advance of shipment or any order or to request adequate assurances for Customer's payment of an order and may withhold or stop shipment, without any liability to Company, until Customer submits payment or adequate assurance of payment.

**7. RESALE OF DELIVERABLES.** Customer agrees and warrants that it will offer Company products in support of Company-written specifications and will maintain sufficient inventory to adequately support End Users, installers, and/or general contractors' needs. Company may implement an MSRP or a resale pricing programs at any time in its sole discretion. Failure to comply with such program(s) will be considered a material breach of this Agreement, and will entitle Company to immediately terminate any purchase order and/or Customer's ability to distribute Company's products. Customer shall, at its own expense, gain and maintain sufficient knowledge of the industry and products competitive with Deliverables so as to be able to (a) explain in detail to End Users, installers, and/or general contractors the differences between the Deliverables and competing products, (b) ensure that an adequate number of trained, capable and qualified technical personnel with sufficient knowledge of the Deliverables and who have obtained all necessary licenses and permits are available to assist End Users, installers, and/or general contractors, and (c) respond to such End Users, installers, and/or general contractors with respect to the general operation and use of the Deliverables including, but not limited to, (1) acting as a liaison between the End Users, installers and/or general contractors and Company in matters requiring Company participation, (2) providing general product information and configuration support on standard protocols and features, (3) collecting relevant technical problem identification information, and (4) posting and distributing any warranty information concerning the Products in accordance with Company's instructions. Customer is responsible for all service and support resulting from the re-sale of any Deliverable to End-Users, installers and/or general contractors, examples of which may include, but are not limited to, support activities such as installation, initialization, software set-up, training, trouble-shooting, technical support and field service. In the event Customer is unwilling or unable to perform said support activities, Company reserves the right to recover from Customer any and all expenses incurred by Company to resolve the aforementioned End-User, installer and/or general contractor issues. Technical product training is recommended for Customer in order to fully service and support Deliverables purchased from Company that are resold to End-Users, installers and/or general contractors.

**8. DEFAULT.** If Customer is in default of payment or otherwise with respect to any purchase order or other contract with Company, Company shall have the right, in addition to all other legal remedies and without prejudice to any of its right hereunder, to defer further shipments under that or any other purchase order until such default is corrected and to declare all outstanding bills of Customer to be immediately due and payable.

### 9. INSPECTION AND DELIVERY.

a. **Inspection.** Customer will inspect all Deliverables immediately after receiving them. Customer will be deemed to have accepted the Deliverables unless Customer notifies Company in writing of any nonconformance within 10 days of delivery and provides Company written evidence reasonably documenting that nonconformance. Inspection of Deliverables at Company's facility is not permitted.

b. **Delivery.** Delivery schedules for Deliverables are based upon current production capacities, material or component availability, and inventory, and may be changed by Company as conditions require. Delivery schedules for services are based upon Company's prompt receipt of, and prompt access to, Customer's equipment and all information necessary to complete the services. In no event will any delivery date be construed as falling within the meaning of "time is of the essence." Partial delivery shall be accepted by Customer and paid for at the price and on the terms stated herein. Any partial delivery shall constitute a separate sale, and payment shall be separately made when due. If any part of a delivery hereunder is not delivered by Company in accordance with Customer's purchase order, this Agreement shall not be affected thereby.

**10. TITLE & RISK OF LOSS.** Unless otherwise specified by Company, (i) where the Customer is located in the United States, all Deliverables will be sold "Uniform Commercial Code, FOB Origin, Company's factory"; and (ii) where the Customer is located outside of the United States, all Products will be sold "Ex-works, Company's factory (Incoterms 2010)." In either instance, title and risk of loss will pass to Customer upon delivery to the carrier at Company's factory, provided, however, as set forth herein, Company shall retain a security interest in the Deliverables until full payment has been made therefore, and Customer agrees, upon request, to do all things and acts necessary to protect Company's interest by adequately insuring the Deliverables against loss or damage from any cause and to have Company named as an additional insured. Customer will promptly provide Company with a copy of the relevant certificate of insurance upon Company's request.

**11. SHIPPING.**

a. **Freight Charges.** Company will ship all Deliverables in accordance with Company's freight shipment guidelines, which are set forth on the My Allegion Portal ("Freight Shipping Guidelines"). **WHICH TERMS ARE EXPRESSLY INCORPORATED HEREIN.**

b. **Rush Charges.** Expedited order options are available as set forth in Company's Freight Shipping Guidelines.

c. **Packing and Marking.** Company will pack, mark, and ship Deliverables according to its standard procedures for shipment, unless the parties agree, in writing, that Company will comply with any special instructions provided by Customer. Special instructions may result in an increased price.

d. **International Shipments.** For all international orders, a Shipper's letter of instruction must be submitted in writing with the order. Failure to do so will result in the order being rejected. Complete adherence to this order requirement will be strictly enforced. Company will not be held liable for any charges resulting from delays due to lack of complete required information being supplied.

e. Once received by the Company, a purchase order cannot be combined with any other order to increase average order size as it relates to Company's Freight Shipping Guidelines. However, for orders placed under Company's FastTrack 24 Hour/5 Day Program (available for Schlage, Von Duprin, LCN and Glynn-Johnson products); ii) FastTrack 24 Hour/3 Day Program (available for Ives products); or ProExpress (available for specific product lines stated in the ProExpress price book for Falcon, Ives, Glynn Johnson, LCN, Schlage and Von Duprin products), the applicable brands or product categories may, subject to certain order requirements identified by Company, be combined on a single order to increase average order size used in Company's Freight Shipping Guidelines.

**12. CLAIMS.** All claims must be submitted in writing to Company as follows: (i) All claims for prices must be submitted within thirty (30) days from the date of invoice; (ii) All claims regarding Deliverable quantity or incorrect orders must be submitted within ten (10) days from the date of delivery; (iii) All claims for damage to Deliverables (while in the care, custody, and control of Company) must be submitted within thirty (30) days from the date of invoice; (iv) All claims for loss or damage to Deliverables while in the care, custody, and/or control of a carrier will be the responsibility of Customer, unless otherwise agreed by the parties.

**13. PRODUCT CHANGES.** Company's product policy is one of ongoing update and revision, and accordingly, Company reserves the right to change, without notice, the design of, or the process of manufacturing, the Deliverables covered by this Agreement.

**14. PRODUCT USAGE LIMITATION.** Customer agrees: (i) not to sell or use a Deliverable in any manner contrary to the manner in which the Deliverable is intended to be used; and/or (ii) not to modify the design of any Deliverable for use with another product without the prior written consent of Company.

**15. PRODUCT RETURNS.** Unless otherwise agreed by the parties in writing, Deliverables that are correctly furnished by Company per the purchase order may not be returned unless Customer receives written authorization from Company. If returns are authorized by Company, a return merchandise authorization ("RMA") number must be provided by Company. Deliverables identified under such RMA must be returned to Company within 90 days of issuance of the RMA. Such RMA number and any accompanying RMA documents, the original invoice number, and a written explanation for the return must be included with the returned Deliverables in order for Company to inspect and approve a credit for the return. **For warranty returns,** a credit in the amount of the original purchase price will only be issued if, after Company's receipt and inspection of the returned Deliverables, Company confirms, in its sole discretion, the defect is valid and approves the return. **For non-warranty returns/convenience returns,** in the event Company approves such a return, in its sole discretion, the following shall apply: (a) the total amount of Deliverables requested to be returned shall be a minimum of \$250.00; (b) a credit will be made to Customer's account in the amount of the original purchase price less freight and a handling charge of 45% of the net material on the original invoice; and (c) only Deliverables that are new, current, standard, non-obsolete, non-specially manufactured, unused, in their original condition as at the time of sale by Company to Customer, in their original packaging and in Customer's inventory less than 180 days from the date of shipment by the Company, and not ordered as part of a master key solution may be considered by Company for return. Such credit will only be issued if, after Company's receipt and inspection of Deliverables, Company approves the return. The amount of final credit will be determined upon receipt at the factory and following Company's inspection and analysis of the condition of the returned material. Company retains the right to deny credit to anyone for any reason.

**16. CONFIDENTIAL INFORMATION.**

a. **Non-Use And Non-Disclosure.** Customer shall not use the Confidential Information of the Company except for the purpose of performing its obligations under this Agreement or exercising the rights granted herein (the "Purpose"). Customer shall protect Confidential Information of the Company from disclosure and unauthorized use in the same manner that it protects its own Confidential Information, but in no event shall such standard of care be less than reasonable care. Customer may disclose Confidential Information of the Company only to its employees who require such information for the Purpose and who are subject to confidentiality obligations at least as protective as those set forth herein.

b. **Proprietary Information and Advice.** (a) All designs, data, and specifications provided by Company are proprietary and may not be disclosed or reused by Customer without the prior written consent of Company; (b) Company assumes no obligation or liability for any advice given by Company, the results obtained, or damages incurred as a result of such advice, and all such advice is given and accepted at Customer's risk.

c. **Return.** Upon the termination or expiration of a purchase order or this Agreement or upon the request of the Company, the Customer agrees to end all further use of, to immediately return to the Company the original version of, and to delete or destroy all copies of, any and all Confidential Information of the Company.

**17. TRADEMARKS.** Except as agreed to by Company in writing, Customer agrees not to (a) use Company's name in any form of publicity; or (b) use, create, register or market, directly or indirectly, in whole or in part, Company's names, logos, brands, or any other trademarks, or names that are now or may hereafter be owned by Company, as part of Customer's corporate or business name, as part of an internet domain name, uniform resource locator (URL), or in any way connected with Customer's business, trade address or other designations. Upon termination of this Agreement or upon the request of company for any reason, any use of Company's trademarks or names will be immediately discontinued.

**18. LIMITED WARRANTY.**

**COMPANY MAKES NO OTHER WARRANTIES EXCEPT THOSE STATED IN COMPANY'S LIMITED WARRANTY IN EFFECT ON THE DATE COMPANY ACCEPTS EACH APPLICABLE PURCHASE ORDER ("LIMITED WARRANTY"). THE LIMITED WARRANTY MAY BE FOUND IN THE APPLICABLE PRICE BOOK AND ON THE ALLEGION CUSTOMER WEBSITE, WHICH TERMS ARE EXPRESSLY INCORPORATED HEREIN BY REFERENCE. COMPANY WILL MAIL CUSTOMER A HARD COPY OF THIS WARRANTY UPON CUSTOMER'S WRITTEN REQUEST. IN THE EVENT THAT CERTAIN DELIVERABLE WARRANTIES ARE NOT FURNISHED BY THE COMPANY TO CUSTOMER, COMPANY WARRANTS ONLY TO CUSTOMER THAT THE DELIVERABLES WILL BE FREE FROM DEFECTS IN MATERIAL AND WORKMANSHIP FOR A PERIOD OF 12 MONTHS FROM THE DATE OF SHIPMENT OF THE DELIVERABLES. COMPANY'S SOLE OBLIGATION UNDER THIS WARRANTY IS LIMITED TO REPAIRING OR REPLACING, AT COMPANY'S OPTION, THE DEFECTIVE DELIVERABLE, PROVIDED WRITTEN NOTICE OF THE DEFECT OR NONCONFORMANCE IS PROVIDED BY CUSTOMER WITHIN 30 DAYS OF DISCOVERY OF THE DEFECT OR NONCONFORMANCE. COMPANY DISCLAIMS ALL OTHER WARRANTIES, EXPRESS OR IMPLIED, WITH RESPECT TO THE DELIVERABLES, INCLUDING BUT NOT LIMITED TO, ANY IMPLIED WARRANTIES OF NON-INFRINGEMENT, MERCHANTABILITY, OR FITNESS FOR A PARTICULAR PURPOSE.**

a. **Exclusions.** The provisions of this Limited Warranty do not apply to Deliverables that: (A) are not the proper size for the application; (B) are not installed in accordance with Company's published installation instructions; (C) are installed with improper or incorrect parts and/or are used for purposes for which they are not designed or intended; (D) have been repaired or altered without the Company's prior written consent; (E) have been subjected to misuse, abuse, negligence or accident; (F) have been improperly stored, installed, maintained or operated; (G) have been used in violation of written instructions provided by Company to Customer; (H) have been subjected to improper temperature, humidity, or other environmental conditions, or (I) have been affected by normal wear and tear. In addition, the provisions of this Limited Warranty do not apply to any defects or issues with the design or performance of equipment or products not manufactured by Company, nor does it apply to any code compliance or permit requirements for the assembly, installation, erection or construction of any goods. Company is not responsible for loss or damage resulting from use of Deliverables in conjunction with parts or systems not manufactured by Company. Accessories or products furnished by the Company, but manufactured by others, shall carry whatever warranty the manufacturers have conveyed to the Company and which can be passed to Customer.

b. **Services.** Company warrants that its services will be free from defects in material and workmanship for a period of 12 months from the date of completion of the particular items of service. Company's sole obligation under this service warranty is limited to repair or reperformance, at its option of the service, provided however, if repair or reperformance is either impractical or impossible, the Company will refund to Customer that portion of the price paid to Company for any defective service, provided written notice of the defect or nonconformance is provided by Customer within 30 days of discovery of the nonconformance.

c. **Notification.** Customer agrees to immediately notify Company in writing if any claim is made against Customer for any damages caused by any modules, parts, products, service or other Deliverables which may be the direct result of any defect in the manufacture of such aforementioned products. Customer agrees to cooperate with Company and its counsel in the defense of such claim and Customer agrees not to settle such claim without Company's written consent. If Customer fails to notify Company of such claim or fails to cooperate in such defense as aforesaid, then Company shall be discharged from any obligations under this Section and shall have no further liability to Customer.

d. **Exceptions.** The following costs and expenses are not covered by the provisions of these limited warranties: (i) labor costs for the removal and reinstallation of Deliverables or other manufacturer's products; (ii) shipping and freight expenses required to return Deliverables to Company; (iii) normal maintenance; and (iv) economic losses. In addition, the provisions of this warranty are not applicable to anything other than defects in Company's material (products only) or workmanship.

**19. LIMITATION OF REMEDIES.**

**CUSTOMER'S EXCLUSIVE AND SOLE REMEDY ON ACCOUNT OF, OR IN RESPECT OF, THE FURNISHING OF NON-CONFORMING DELIVERABLES, SHALL BE TO (A) SECURE REPAIR OR REPLACEMENT OF THE PRODUCTS; OR (B) SECURE REPAIR OR RE-PERFORMANCE OF THE SERVICES OR TO OBTAIN A REFUND OF THE PRICE PAID FOR THE DEFECTIVE SERVICE, ALL AT COMPANY'S OPTION. IN NO EVENT WILL THE COMPANY'S MAXIMUM LIABILITY EXCEED THE SELLING PRICE FOR THE DELIVERABLE. THE WARRANTY, OBLIGATIONS AND LIABILITIES OF COMPANY (INCLUDING ITS SUPPLIERS) AND THE RIGHTS AND REMEDIES OF CUSTOMER ARE EXCLUSIVE AND ARE IN LIEU OF AND CUSTOMER HEREBY WAIVES AND RELEASES ALL OTHER WARRANTIES, OBLIGATIONS, REPRESENTATIONS OR LIABILITIES EXPRESS OR IMPLIED ARISING BY LAW, IN CONTRACT, TORT (INCLUDING NEGLIGENCE OR STRICT LIABILITY) OR OTHERWISE, INCLUDING BUT NOT LIMITED TO (I) ANY IMPLIED WARRANTY OF MERCHANTABILITY OR FITNESS FOR A PARTICULAR PURPOSE OR ANY WARRANTY IMPLIED THROUGH COURSE OF PERFORMANCE, COURSE OF DEALING, OR USAGE OF TRADE OR (II) CLAIMS ARISING OUT OF THE NEGLIGENCE OF COMPANY OR COMPANY'S SUPPLIERS OR (III) ANY OTHER CLAIM ARISING OUT OF, CONNECTED WITH, OR RESULTING FROM THE PERFORMANCE OF COMPANY OR FROM THE DESIGN, MANUFACTURE, SALE, REPAIR, LEASE OR USE OF THE DELIVERABLE, OR ANY COMPONENT THEREOF, DELIVERED OR RENDERED HEREUNDER OR OTHERWISE.**

**20. INDEMNIFICATION AND LIMITATION OF LIABILITY.**

a. Customer shall indemnify, defend and hold Company, and its officers, directors, employees, customers, Affiliates, suppliers, users and agents, (collectively the "Indemnitees") harmless from and against any and all damages, claims, losses, expenses, costs, obligations, liabilities, including without limiting the generality of the foregoing, liabilities for court costs and attorneys' fees, suffered directly or indirectly by an Indemnitee by reason of, or arising out of any injury, death or loss to any person, or injury to any property (collectively, "Damages"), received or sustained by any person(s) or property, arising out of, occasioned by, attributable or related to i) any breach of any representation or warranty made by Customer, its officers, directors, employees, affiliates, users, agents, representatives or customers to Company or any third party, (ii) any failure by

## Terms & Conditions

Customer to perform or fulfill any of its covenants, acts and/or omissions to Company or to any third party, or (iii) any litigation, proceeding or claim by any third party relating in any way to the obligations of Customer and/or the Deliverables sold by Company to Customer hereunder. Customer shall not consummate any settlement of any indemnified claim without the Indemnitees' prior written consent. Customer's obligation to indemnify Indemnitees will continue in full force and effect notwithstanding the termination or expiration of any order under this Agreement. In any claim against an Indemnitee by an employee of Customer or any subcontractor or anyone directly or indirectly employed by any of them or anyone for whose acts they may be liable, the indemnification obligations set forth in this Section shall not be limited in any way by or for Customer or any subcontractor under any applicable worker's compensation act, disability or other employee benefit act, or insurance coverage. This provision shall survive termination of any order or Agreement. **IN NO EVENT WILL COMPANY, ITS OFFICERS, DIRECTORS, EMPLOYEES, CUSTOMERS, AFFILIATES, USERS AND AGENTS, (NOR COMPANY'S SUPPLIERS) BE LIABLE FOR ANY INCIDENTAL, CONSEQUENTIAL, INDIRECT, SPECIAL, OR PUNITIVE DAMAGES OF ANY KIND OR NATURE UNDER ANY CIRCUMSTANCES INCLUDING, BUT NOT LIMITED TO, LOSS OF USE OF THE PRODUCTS, SERVICE INTERRUPTION, LOSS OF PROFITS, LOSS OF REVENUE, LOSS OF INTEREST, LOST GOODWILL, LOSS OF DATA, WORK STOPPAGE, IMPAIRMENT OF OTHER GOODS, LOSS BY REASON OF SHUTDOWN OR NON-OPERATION, INCREASED EXPENSES OF OPERATION, OR CLAIMS OF CUSTOMER'S CUSTOMERS, OR ANY OTHER LOSSES OR DAMAGES ARISING OUT OF ANY LACK OR LOSS OF USE OF THE DELIVERABLES WHETHER BASED ON CONTRACT, WARRANTY, TORT (INCLUDING, BUT NOT LIMITED TO, STRICT LIABILITY OR NEGLIGENCE), PATENT INFRINGEMENT, OR OTHERWISE, EVEN IF ADVISED OF THE POSSIBILITY OF SUCH DAMAGES.**

b) **INTELLECTUAL PROPERTY INDEMNITY.** Company makes no representation or warranty to the Customer that the Deliverables shall not infringe any intellectual property rights including, without limitations, claims arising from patent, copyright, trademark, trade secret, or other intellectual property infringement. Customer agrees to hold Company harmless from and defend the Company against any such claim of intellectual property infringement, including any Damages resulting from that claim, the cost of complying with any preliminary or permanent injunction, and all other costs of defense (including the attorneys' fees and costs), in connection with the foregoing.

c) To the extent that applicable law does not permit any limitations set out in this Agreement, such limitation shall not be applied or invoked. Nothing in this Agreement will be interpreted to disclaim liability of Company or the Indemnitees for gross negligence or willful misconduct. The limitations of remedy and liability herein shall not be interpreted to affect Company's obligations, if any, for claims for (i) property damage, (ii) personal injury, or (iii) wrongful death asserted by persons who are not parties to or beneficiaries of this Agreement. Further, the limitations of remedy and liability herein shall not be interpreted to limit Company's or Customer's right, if permitted by applicable law, to assert a claim for contribution among joint tortfeasors in connection with a claim by a person who is not a party to this Agreement.

**21. CERTIFICATIONS.** Certification of Deliverables for compliance with UL and ANSI standards are tested and performed by third-party independent laboratories. Any field modification or alteration of certified Deliverables will void certification and Company is not liable to Customer to certify any modified or altered Deliverable.

**22. TERM FOR CLAIMS. NO ACTION ARISING OUT OF ANY CLAIMED BREACH OF THIS AGREEMENT BY COMPANY MAY BE BROUGHT BY CUSTOMER MORE THAN ONE (1) YEAR AFTER THE CAUSE OF ACTION HAS ARISEN.**

**23. CONSUMER PRODUCTS WITH RESPECT TO "CONSUMER PRODUCTS" AS DEFINED UNDER THE MAGNUSON-MOSS WARRANTY ACT ("MMWA"), THE FOLLOWING STATEMENTS ARE MADE. (A) SOME STATES OR LOCAL LAWS DO NOT ALLOW LIMITATIONS ON HOW LONG AN IMPLIED WARRANTY LASTS, SO THE ABOVE LIMITATION MAY NOT APPLY TO YOU; (B) IF ANY IMPLIED WARRANTY IS PROVIDED UNDER THE MMWA, IT IS LIMITED TO THE DURATION OF THE WARRANTY PROVIDED IN SECTION 18 ABOVE. (C) SOME STATES OR LOCAL LAWS DO NOT ALLOW THE EXCLUSION OR LIMITATION OF INCIDENTAL OR CONSEQUENTIAL DAMAGES, SO THE ABOVE LIMITATION OR EXCLUSION MAY NOT APPLY TO YOU; AND (D) THIS WARRANTY GIVES YOU SPECIFIC LEGAL RIGHTS AND YOU MAY ALSO HAVE OTHER RIGHTS WHICH VARY FROM STATE TO STATE OR LOCATION TO LOCATION.**

**24. FORCE MAJEURE/EXCUSABLE DELAY.** Any delay or failure of Company to perform its obligations hereunder will be excused to the extent that it is caused by an event or occurrence beyond Company's control such as, by way of example and not by way of limitation, acts of God, acts by any governmental authority (whether valid or invalid), governmental laws and regulations not presently in effect, fires, floods, windstorms, explosions, riots, natural disasters, wars, sabotage, accidents, labor problems (including, without limitation, lockouts, strikes, and slowdowns) at Company's facility, its source plant or their suppliers, inability to obtain power, material, labor equipment, or transportation, or court injunction or order. The delivery date will be extended for a time equal to that of the delay and the schedule for Company's performance will be deemed adjusted to that effect.

**25. ENTIRE AGREEMENT AND AMENDMENT.** This Agreement, together with the attachments, exhibits, webpages, or supplements specifically referenced and incorporated herein, constitute the entire agreement between Company and Customer with respect to the matters contained herein and supersede all previous communications, representations, or agreements, either oral or written between Company and Customer. No agreement or understanding varying or expanding this Agreement will be binding upon either party unless it is in writing and signed by a duly authorized representative of each party hereto.

**26. CONFLICTS.** In the event of any conflict or inconsistency between the terms of any agreement, or any part of an agreement or the various documents (including, but not limited to, electronic documents) between Company and Customer, unless the parties agree otherwise in writing, the various components of the agreements shall be given the following precedence (in descending order of precedence): a) any master agreement or long term agreement between Company and Customer; b) any specific terms, conditions and/or warranties of the individual products or Deliverables; c) the terms and conditions of this Agreement, and d) any purchase order.

**27. UNSATISFACTORY CREDIT/TERMINATION FOR INSOLVENCY OR DEFAULT.** Customer shall furnish Company with statements evidencing Customer's financial condition as Company may, from time to time, reasonably request, and shall notify Company immediately of any and all events that may have a material adverse effect on Customer's business or financial

condition. If Company determines, in its sole discretion, that Customer's financial condition or creditworthiness is inadequate or unsatisfactory, then in addition to Company's other rights, Company may without liability or penalty, take any of the following actions: (i) modify the payment terms for any outstanding and/or future purchases; (ii) cancel any previously accepted orders; (iii) delay any further shipment of Deliverables to Customer; or (iv) any combination of the above.

Company may immediately terminate an order from Customer by giving written notice to Customer in the event of the happening of any of the following or any other comparable event: (i) insolvency of the Customer; (ii) filing of a petition in bankruptcy by or against the Customer; (iii) appointment of a receiver or trustee for the Customer; (iv) execution of an assignment for the benefit of creditors by the Customer, all of which will allow Company to demand reclamation of all affected orders; (v) Customer ceases or threatens to cease to trade; (vi) Company determines that Customer does not meet or no longer meets the credit requirements of Company or Customer's credit account is closed; (vii) any Customer violation of law, specifically including, without limitation, those laws set forth in this Agreement.

In the event of termination in accordance with this section, Company will not be obligated to accept any existing or additional orders from Customer and Company will be released from its obligation to deliver under orders accepted prior to such termination. The rejection or termination of any order by Company will not entitle Customer to any termination or severance compensation, or to any payment in respect to any goodwill established by Customer, or render Company liable for damages on account of the loss of prospective profits, or on account of any loss, expenditure, investment or obligation incurred or made by Customer.

No action taken under this Section 27 by Company (nor any failure of Company to act under this Section 27) will constitute a waiver by Company of any of its rights to enforce Customer's obligations, including the obligation of Customer to make payments as required under this Agreement. Upon termination of any order, all amounts owed by Customer to Company will become immediately due and payable, whether or not otherwise then due or payable.

**28. CREDIT RISK ON RESALE OF DELIVERABLES.** Customer is responsible for all credit risks with respect to, and for collecting payment for, all Deliverables sold to third parties (including End Users, installers, and/or general contractors) whether or not Customer has made full payment to Company for such Deliverables. The inability of Customer to collect payment for any Deliverable shall not affect Customer's obligation to pay Company for any Deliverable.

**29. GOVERNING LAW; VENUE; AND EXPENSES.** Any dispute or claim relating to this Agreement shall be governed by and construed according to the laws of the State of Indiana (excluding its conflict of laws principles); and not by the provisions of the 1980 United Nations Convention on the International Sale of Goods. Any disputes or claims shall be instituted and maintained in the courts of the State of Indiana. Customer consents to the exercise of jurisdiction over it by such courts and agrees that Indiana is not an inconvenient forum for any action arising from or relating to this Agreement. Customer agrees to pay for all expenses (including, but not limited to, collection costs, court costs and attorneys' fees) incurred by Company in enforcing the obligations of Customer under this Agreement.

**30. RELATIONSHIP OF THE PARTIES.** Nothing in this Agreement or any other document creates an employment, partnership, joint venture, or agency relationship between Company and Customer, including that of franchisee/franchisor. No party will have any power or authority to enter into any commitment on behalf of or otherwise bind the any other party on any matter. No employee of Customer will be deemed to be an employee of Company. If any provision of this Agreement is deemed to create a franchise relationship or business opportunity between the Parties, then Company may terminate any purchase order or this Agreement or the Parties shall negotiate in good faith to modify this Agreement so as to effect the original intent of the Parties as closely as possible in a mutually acceptable manner in order that the transactions contemplated hereby are consummated as a reseller agreement and not a franchise or business opportunity agreement.

**31. SETOFF.** Customer does not have the right to setoff or to back charge against any amounts which become payable to Company under this Agreement or otherwise. Company will not accept responsibility for backcharges for the cost of material or labor by Customer or any third party.

**32. ELECTRONIC COMMUNICATIONS AND ELECTRONIC SIGNATURES.** Both parties expressly agree to electronic transactions and acknowledge that documents they sign electronically will bind them to the same extent as a paper signature. Customer represents and warrants to Company that only employees authorized to bind Customer legally shall electronically sign any document under this Agreement. Customer shall comply with any method of electronic communication/payment processing specified by Company, including electronic funds transfer, pay-on-receipt processes/systems, order transmission, releases, electronic signature, and electronic communication systems, including, without limitation, the use of electronic data interchange ("EDI") portals. Notwithstanding the foregoing, e-mails, even those containing a signature block of one of Company's representatives, shall not constitute a signed writing.

### 33. COMPLIANCE WITH APPLICABLE LAWS.

a. **General.** Company and Customer will comply with all applicable federal, state and municipal laws, regulations, codes, ordinances and orders that pertain to the Deliverables, including but not limited to full compliance with any applicable provisions of The Health Insurance Portability and Accountability Act. Where the Customer is located outside the United States, or where the customer intends to ship the product outside the United States, the Customer shall be responsible for compliance with all U.S. export laws, and for filing all U.S. Electronic Export Information, as applicable.

b. The Customer acknowledges and agrees that: (i) it shall not violate applicable laws and regulations in performing its duties under this Agreement; (ii) it does not and shall not engage in any conduct that shall violate any applicable anti-bribery or anti-corruption laws or regulations; (iii) it (and its owners, officers, directors, employees and agents) shall not pay, offer, promise or authorize the payment of, either directly or indirectly, anything of value (including but not limited to cash, gifts and entertainment) to (a) any government official or employee of any government; (b) any official or employee of any department, agency, or instrumentality of a government; (c) any employee of any corporation or entity owned or controlled by a government; (d) any family member of such officials or employees; (e) any political party, party official, or political candidate; or (f) any other persons, owners, officers, directors, employees and agents of any corporation or entity; to improperly or illegally assist in obtaining or retaining business (including but not limited to any contracts, avoidance of duties or reduction of tariffs, reduction of taxes or

to obtain money owed, or to obtain regulatory approval) or for the purpose of causing, soliciting or inducing the sale and purchase of the Deliverables by any party, and (iv) it has full knowledge of and will comply with the Company's Code of Conduct for Business Partners as set forth on the Allegion customer website, **WHICH IS HEREBY INCORPORATED BY REFERENCE.**

c. The Customer shall indemnify and hold the Company harmless from any claim, demand, expense or cost arising from any breach of this Article.

d. The Customer shall permit the Company to conduct an audit or review of the Customer's financial books and records and business operations at such other times that the Company considers it necessary to confirm compliance with this provision. Such audit may be conducted by representatives of the Company or, at the Company's sole discretion, by a certified public accounting firm selected by the Company. The Customer shall cooperate with any inquiries from the Company's Ethics & Compliance Group.

e. A violation of this provision constitutes a material breach of this Agreement and the Company may terminate any purchase order or this Agreement immediately, with no opportunity to cure, in accordance with Section 27 of this Agreement.

f. Notwithstanding the foregoing provisions of this Section 33, (i) Company is not responsible for obtaining or maintaining any permits for the performance of services or the verification or compliance with any code requirements relative to the performance of services, (ii) to the extent any sale of Deliverables pursuant to this Agreement may require approval of the U.S. Government, Company's obligations under this Agreement are conditioned upon the grant of such approval and upon compliance by Customer with any restrictions imposed by the U.S. Government in connection with such approval, and (iii) in the event the Deliverables are to be used in a nuclear facility, the Customer shall, prior to such use, arrange for insurance or governmental indemnity protecting Company against liability. The Customer hereby releases and agrees to indemnify Company and its suppliers for any nuclear damage including, but not limited to, loss of use, in any manner arising out of the nuclear incident, whether alleged to be due, in whole or in part by Company or its suppliers.

g. **No Inducements.** Each party represents to each other that neither it nor any person acting on its behalf has, in contravention of any applicable law, given or offered to give or will give or offer to give, any sum of money or other material consideration to any person, directly or indirectly, as an inducement to obtain business hereunder or to influence the granting of licenses or other governmental permissions to enter into this Agreement or perform obligations hereunder.

h. **Equal Employment Opportunity.** Company is a U.S. federal contractor that complies with Executive Order 11246, as amended, and applicable regulations in 41 CFR Parts 60-1 through 60-60, 29 U.S.C. § 793 and applicable regulations in 41 CFR § 60-741; and 38 U.S.C. § 4212 and applicable regulations in 41 CFR Part 60-250 and 60-300. **THE FOLLOWING PROVISIONS ARE INCORPORATED HEREIN BY REFERENCE:** Executive Order 11246, as amended by Executive Order 13672, and 41 CFR § 60-4.3(a); Executive Order 11701 and 41 CFR §§ 60-250.5(a), 60-300.5; Executive Order 11758 and 41 CFR § 60-741.5(a); U.S. immigration laws, including the L-1 Visa Reform Act of 2004 and the H-1B Visa Reform Act of 2004; and Executive Order 13496.

i. **Ethical Business Conduct.** Customer shall adopt and comply with Company's Business Partner Code of Conduct which is **EXPRESSLY INCORPORATED HEREIN BY REFERENCE.**

**34. REPRESENTATIONS AND WARRANTIES.** Customer represents, warrants and covenants to Company that: (a) it has the right, power, and authority to enter into this Agreement and fully perform its obligations hereunder; (b) it has all necessary rights in and to its respective Content and Marks for use within the scope of this Agreement, including the licenses granted herein; and (c) it complies, and at all times shall comply, with all laws, rules, and regulations in effect that are applicable to its performance under this Agreement, including obtaining all such approvals and/or permits as may be required hereunder.

**35. NO THIRD-PARTY BENEFICIARY.** Each party is entering into this Agreement solely based on the representations contained herein for its own purposes and not for the benefit of any third party.

**36. NOTICES AND CHANGE OF ADDRESS.** All notices or other communications under this Agreement shall be in writing and delivered in person, or sent by receipted courier, express mail, e-mail, or postage prepaid certified or registered mail, addressed to the party for whom it is intended, at the addresses set forth in this Agreement. Either party may change its address for notice by giving written notice to the other party. Any notice or other communication shall be deemed given no later than the date actually received. Notice by courier, express mail, certified mail, or registered mail shall be deemed given on the date it is officially recorded as delivered and, in the absence of such record of delivery, it shall be rebuttably presumed to have been delivered on the third Business Day after it was deposited. Notices sent by e-mail require tangible confirmation of receipt from addressee.

**37. ASSIGNMENT.** Customer may not assign this Agreement without the prior written consent of Company. Company may assign its rights and delegate its duties under this Agreement, without the prior consent of Customer, to an Affiliate, or to a third party in the event of a spin-off, merger, business combination, consolidation or sale of all, or substantially all, of its assets or business that are related to this Agreement. The rights and duties in this Agreement shall bind and inure to the benefit of any such assignee.

**38. SEVERABILITY.** If any provision of this Agreement is held to be invalid, illegal, or unenforceable under any statute, regulation, ordinance, executive order, or other rule of law, that provision will be deemed severed to the extent necessary to comply with such statute, regulation, ordinance, order, or rule. In the event such provision is deemed severed, the parties will negotiate in good faith to arrive at an alternative arrangement approximating the original business objective of the parties. The remaining terms and conditions of this Agreement will remain in effect.

**39. NO IMPLIED WAIVER.** The failure of either party at any time to require performance by the other party of any provision of this Agreement will in no way affect the right to require such performance at any time thereafter, nor will the waiver of either party of a breach of any provision of this Agreement constitute a waiver of any succeeding breach of the same or any other provision.

**40. MISCELLANEOUS.** (a) This Agreement does not make either party the agent or legal representative of the other party. Neither party is authorized to create any obligation on behalf of the other party including, but not limited to, the obligation for payment of any service or warranty obligation hereunder; (b) The rights and remedies herein reserved to Company are cumulative and additional to any other rights and remedies provided at law or equity; (c) The official text of this Agreement is in the English language. If this Agreement is translated into another language, the English text will govern any question with respect to interpretation;

(d) The headings in this Agreement are for convenience of reference only and do not affect the meaning of this Agreement in any manner.

**DEFINITIONS.**

Capitalized terms have the meanings set forth in this Section, or in the Section in which they first appear in this Agreement.

**"Agreement"** means these Allegion Terms and Conditions of Sale and Service, together with any applicable Country Supplement or Region Supplement provided by Company, and all of the documents referenced herein or therein.

**"Affiliate"** means any Person that directly or indirectly, through one or more intermediaries, controls, is controlled by, or is under common control with, the Company. The term "control" (including the terms "controlled by" and "under common control with") means the possession, directly or indirectly, of the power to direct or cause the direction of the management and policies of a Person, whether through the ownership of voting securities, by contract or otherwise.

**"Business Day"** means any day except Saturday, Sunday or any other day on which commercial banks located in the United States are authorized or required by Law to be closed for business.

**"Company"** means Schlage Lock Company, LLC or any subsidiary or affiliate thereof selling products that are part of the Allegion product portfolio. Schlage Lock Company and/or its subsidiary or affiliates will be severally but not jointly liable under the Agreement.

**"Confidential Information"** shall mean any and all information provided by either party to the other party pertaining to the disclosing party's business. Confidential Information shall include, but not be limited to, any bidding lists, formulae for products, manufacturing processes, production techniques, packaging processes, methods, research materials, ideas, marketing plans and related materials, quality standards, test results and data, apparatus, engineering drawings, contract documents, computer software, hardware, or firmware, business activities information such as financial information, reports, projections, books and records, customer and supplier information, and operations, customer and supplier lists and data, specifications, know how, and other Proprietary Information or Trade Secrets (as defined herein) that either party may furnish to the other party. Confidential Information shall not include information that:

(a) is or becomes publicly known if such public knowledge or disclosure is not the result of any act or failure to act on the part of the receiving party; (b) is, at the time of disclosure, already known to the Receiving Party without utilizing the Confidential Information; (c) is information disclosed to the Receiving Party by a third party which is not to the Receiving Party's knowledge, after inquiry of the third party, under a duty of confidentiality to the Disclosing Party; or (d) is independently developed by the Receiving Party without the use of Confidential Information. The Receiving Party shall have the burden of proof as to prior knowledge and absence of breach. Confidential Information may be furnished in any tangible or intangible form including, but not limited to, writings, drawings, computer and other electronic media, logic diagrams, component specifications, graphs, prototypes, samples, or verbal communications and regardless of whether such information is marked or designated as "confidential." For the avoidance of doubt, all information, knowledge or data disclosed by Company to Customer, regardless of whether disclosed in written, tangible, oral, visual or other form, including, without limitation, sample products, equipment, software, or other objects or material, provided by Company to Customer, and all information, knowledge or data which was obtained by Customer from visits to Company's facilities, shall be considered "Confidential Information" under this Agreement.

**"Content"** means all information (including without limitation any text, music, sound, photographs, video, graphics, data or software), in any medium, on a particular Company Web page or Website or in Marketing Materials.

**"Customer"** means the purchaser of Deliverables from Company.

**"Deliverables"** means any good or service or both purchased by Customer from Company under these General Terms and Conditions of Sale and Service.

**"End Users"** means the purchaser that (a) has acquired a Deliverable from Customer for (i) its own and its Affiliate's/Affiliates' internal use and not for resale, remarketing or distribution or (ii) incorporation into its own products and (b) is an individual or entity, other than any federal, state or local agency, office or division.

**"IP"** means all intellectual property and industrial property rights comprising or relating to/ of the following: (a) Patents; (b) Trademarks; (c) internet domain names, whether or not Trademarks, registered by any authorized private registrar or Governmental Authority, web addresses, web pages, website and URLs; (d) works of authorship, expressions, designs and design registrations, whether or not copyrightable, including copyrights and copyrightable works, software and firmware, application programming interfaces, architecture, files, records, schematics, data, data files, and databases and other specifications and documentation; (e) Trade Secrets; and (f) all other intellectual property and industrial property rights, and all rights, interests and protections that are associated with, equivalent or similar to, or required for the exercise of, any of the foregoing, however arising, in each case whether registered or unregistered and including all registrations and applications for, and renewals or extensions of, such rights or forms of protection pursuant to the Laws of any jurisdiction throughout in any part of the world.

**"Marketing Materials"** means all marketing brochures, buckslips, pamphlets, emails, text, call scripts or other material, whether in printed format, audio or audiovisual format, or in any other format, that contain any (i) Content relating to the Company Deliverables or (ii) Company Marks.

**"Marks"** means collectively the domain names, trademarks, trade names, service marks, trade dress, logos, and the like used or provided by either party for use in connection with this Agreement.

**"Patents"** means all patents (including all reissues, divisionals, provisionals, continuations and continuations-in-part, re-examinations, renewals, substitutions and extensions thereof), patent applications, and other patent rights and any other Governmental Authority-issued indicia of invention ownership (including inventor's certificates, petty patents and patent utility models).

**"Person"** means a person or entity.

**"Price Books"** mean Company's current Price Book in effect for the applicable Deliverable being purchased by Customer.

**"Trade Secrets"** means and includes business or technical information of either party, including processes, formulas, devices, techniques, compilations and other material that a party attempts to maintain in secret and that derive commercial value for such party from not being generally known to the public or readily ascertainable through independent development or reverse engineering.

## Additional Terms & Conditions

### Commercial

The following specific product terms and conditions are applicable only to the extent provided herein. All other terms and conditions contained in the General Terms and Conditions of Sale and Service provided in this Price Book will govern the sale of products identified in this Price Book.

#### Prices:

This price list supersedes and cancels all previous price lists. Prices shown are subject to change without notice. All prices may be subject to discount.

#### Minimum Order Size for Channel Discount:

All orders less than \$500.00 list shall be discounted at book net.

#### Claims and Returns:

Due to Schlage error:

- Claims for shortages and/or incorrectly filled orders must be filed with Customer Service within 30-days of receipt of material.
- Incorrect order acknowledgments must be changed by emailing request to Customer Care territory email box upon receipt of acknowledgment. Refer to inside cover of this book.
- Invoice adjustments must be faxed to Credit Adjustments @ (317) 810-3048 within 30-days of receipt of invoice.
- Returned goods will not be accepted without prior written approval from Schlage. Credit will be based upon the Return Material Authorization (RMA) issued by Customer Service or the Allegion Consultant and final acceptance by Schlage. Returns must be prominently marked with the RMA number and follow return guidelines on the RMA form.
- Product considered being defective after review by the Allegion Consultant must be returned to the Schlage Lock Company facility in Security, Colorado accompanied by an RMA. Replacement orders for defective product will be entered by Customer Service at the time of notification.

#### Claims and Returns:

Due to Customer error:

- It is the policy of the Schlage Lock Company to not accept returns of any materials that are correctly furnished as per the dealer's purchase order.
- Return of product due to customer order error or accommodation must be pre-arranged with the Allegion Consultant and approved by Business Unit Manager.
- Returns are subject to a minimum restocking charge of 35% for unopened cases.
- Materials are not returnable.
- Product must be received in original factory condition and certified as such by Schlage Receiving.

---

Charge-backs will not be allowed.



**Commercial**

**Delivery:**

For the following:

Non-Master Keyed orders

Master Keyed orders  
or

Non-Master Keyed orders prominently marked on the order to "Ship Complete"

**Claims and Returns:**

Expect this delivery:

Factory items will individually be assigned ship dates based on current lead times.

The entire order will be assigned ship dates grouped by factory location. Items with longest current lead times determine ship date for other items from that location.

All orders will be acknowledged with scheduled ship dates. Specific scheduled ship dates are not guaranteed by Schlage because of the nature of product, labor, availability of product or manufacturing conditions that might be beyond our control. Schlage will not be liable for back charges incurred based on availability of product in accordance with acknowledged ship dates. Selected Products are available to specific channels of distribution for 1 and 5-day delivery through the Allegion FastTrack Program. The Allegion FastTrack Program is subject to separate terms and conditions.

**Order Changes or Cancellations:**

| Type of Change   | Type of Product |  |   |
|--|-----------------|--|---|
|  | - Primus® Keys  | Normal Factory Lead Time items   | ⌚ Extended Factory Lead Time items  |
| 1. Change to:<br>- Product, creating a different SKU number<br>- Keying                      | Not Accepted    | <ul style="list-style-type: none"> <li>OK within first <b>2-days</b> from receipt of order.</li> <li>If after <b>2-days</b>, item must be deleted from order (see 3, 25% handling charge will apply) and entered as a new order (see 2).</li> </ul>  | <ul style="list-style-type: none"> <li>OK within first <b>10-days</b> from receipt of order.</li> <li>If after <b>10-days</b>, item must be deleted from order (see 3, 50% handling charge will apply) and entered as a new order (see 2).</li> </ul> |
| 2. Change to:<br>- Increase quantity of existing item(s)<br>- Add new item(s)                | Not Accepted    | <ul style="list-style-type: none"> <li>New order with normal lead-time must be generated for additions. Same terms &amp; conditions will be applied if requested so long as the original order has not been shipped.</li> <li>Additions received after the original order ships must be entered as a new order and will stand-alone for lead-time and terms &amp; conditions.</li> </ul> |   |
| 3. Change to:<br>- Delete item(s)<br>- Reduce quantity of existing item(s)<br>- Cancel order | Not Accepted    | <ul style="list-style-type: none"> <li>OK within first <b>2-days</b> from receipt of order.</li> <li>If after <b>2-days</b>, subject o handling charge of 25% of the net price of the deleted item(s).**</li> </ul>  | <ul style="list-style-type: none"> <li>OK within first <b>10-days</b> from receipt of order.</li> <li>If after <b>10-days</b>, subject o handling charge of 50% of the net price of the deleted item(s).**</li> </ul>                                 |

\* Includes any change to key symbol, door identification and/or cylinder pinning.

\*\* Handling charges are billed on the original order.

- Notes:**
- 1) Change orders must be emailed to your Customer Care territory email box. Please state change order request in subject line. For questions call (877) 671-7011.
  - 2) Customer Care will acknowledge receipt of change orders and action taken.
  - 3) Change orders resulting in handling charges require customer review prior to change being made.

# WARRANTY

## Schlage Electromagnetic Locks

### Limited Lifetime Warranty:

**Magnetic Coil Assembly.** Schlage warrants only to the End User of electromagnetic locks that the magnetic coil assembly of the electromagnetic locks will be free from defects in material and workmanship for the lifetime of such electromagnetic lock.

### Limited 12 Month or 18 Month Warranty:

**Electronic Module.** Schlage warrants only to the End User of electromagnetic locks that the electronic module of the electromagnetic locks will be free from defects in material and workmanship for a period of 12 months from the date of shipment of the electromagnetic locks from an authorized seller to the End User or a period of 18 months from the date of shipment of such electromagnetic locks from Schlage to an authorized seller, whichever period is shorter.

### Limitations:

Schlage's sole obligation under this warranty is limited to repairing and replacing, at its option, the defective electromagnetic locks. If Schlage chooses to replace a defective electromagnetic lock as provided herein, Schlage may replace the defective electromagnetic lock with an equal or upgraded electromagnetic lock, at its option.

NO OTHER WARRANTIES, EXPRESS OR IMPLIED, ARE MADE WITH RESPECT TO THE ELECTROMAGNETIC LOCKS INCLUDING, BUT NOT LIMITED TO, ANY IMPLIED WARRANTY OF MERCHANTABILITY OR FITNESS FOR A PARTICULAR PURPOSE. SCHLAGE DOES NOT AUTHORIZE ANY PERSON TO CREATE FOR IT ANY OBLIGATION OR LIABILITY IN CONNECTION WITH ELECTROMAGNETIC LOCKS.

This warranty is exclusive and limited to the End User of the electromagnetic locks, and terminates upon the sale or transfer of the electromagnetic locks or the structure for which the electromagnetic locks are attached.

"End User" is defined in this limited warranty as the initial user of the products.

### Exclusions to Warranty:

The provisions of this limited warranty do not apply to electromagnetic locks: (i) used for purposes for which they are not designed or intended; (ii) which have been repaired or altered without Schlage's prior written consent; (iii) which have been subjected to misuse, abuse, negligence, or accident; (iv) which have been improperly stored, installed, maintained, or operated; (v) which have been used in violation of written instructions provided by Schlage to an authorized seller and/or End User; (vi) which have been subjected to improper temperature, humidity, or other environmental conditions; (vii) which have been affected by normal wear and tear; or (viii) which, based on Schlage's or authorized seller's examination, do not disclose to Schlage's or an authorized seller's satisfaction nonconformance to the warranty.

The following costs and expenses are not covered by the provisions of this limited warranty: (i) labor costs for the removal and reinstallation of electromagnetic locks; (ii) shipping and freight expenses required to return electromagnetic locks to Schlage or an authorized seller; (iii) normal maintenance; and (iv) economic losses.

**THE PROVISIONS OF THIS LIMITED WARRANTY ARE NOT APPLICABLE TO ANYTHING OTHER THAN DEFECTS IN SCHLAGE'S MATERIAL OR WORKMANSHIP.**

### End User's Remedies:

END USER'S EXCLUSIVE AND SOLE REMEDY ON ACCOUNT OF, OR IN RESPECT OF, THE FURNISHING OF ELECTROMAGNETIC LOCKS THAT DO NOT CONFORM TO THIS AGREEMENT WILL BE TO SECURE REPAIR OR REPLACEMENT OF THE ELECTROMAGNETIC LOCKS, AT SCHLAGE'S OPTION. IN NO EVENT WILL SCHLAGE'S MAXIMUM LIABILITY EXCEED THE SELLING PRICE FOR THE NON-CONFORMING ELECTROMAGNETIC LOCKS.

### Limitation of Liability:

IN NO EVENT WILL SCHLAGE BE LIABLE FOR INCIDENTAL, CONSEQUENTIAL, INDIRECT, SPECIAL, OR PUNITIVE DAMAGES INCLUDING, BUT NOT LIMITED TO, LOSS OF USE OF THE ELECTROMAGNETIC LOCKS, LOSS OF PROFIT, LOSS OF REVENUE, INTEREST, LOST GOODWILL, WORK STOPPAGE, IMPAIRMENT OF OTHER GOODS, LOSS BY REASON OF SHUTDOWN OR NON-OPERATION, INCREASED EXPENSES OR OPERATION, OR CLAIMS OF END USERS, WHETHER BASED ON CONTRACT, WARRANTY, TORT (INCLUDING, BUT NOT LIMITED TO, STRICT LIABILITY OR NEGLIGENCE), PATENT INFRINGEMENT, OR OTHERWISE, EVEN IF ADVISED OF THE POSSIBILITY OF SUCH DAMAGES.

### Statute of Limitations:

NO ACTION ARISING OUT OF ANY CLAIMED BREACH OF THIS AGREEMENT BY SCHLAGE MAY BE BROUGHT BY END USER MORE THAN ONE (1) YEAR AFTER THE CAUSE OF ACTION HAS ARISEN.

### Consumer Products:

With respect to "customer products" as defined under the Magnuson-Moss Warranty Act ("MMWA"), the following statements are made.

(a) Some states do not allow the exclusion of limitation of incidental or consequential damages, so the above limitation or exclusion may not apply to the End User. (b) This warranty gives the End User specific legal rights and the End User may also have other rights which vary from state to state.

# WARRANTY

## Limited Warranty - Networked Readers & Credentials

### Limited Lifetime Warranty – Credentials

Schlage Lock Company, LLC (hereinafter referred to as “Company”) extends a limited lifetime warranty to the original end-user purchaser (“Original Purchaser”) of our Credential, against defects in materials and workmanship under normal use and service.

### Limited Lifetime Warranty – Networked Readers

Company extends a limited lifetime warranty to the original end-user purchaser (“Original Purchaser”) of our Networked Reader, against defects in materials and workmanship under normal use and service.

### 5-Year Limited Warranty – Networked Reader Keypads

Company extends a five year limited warranty on the Networked Reader Keypad, from the date of shipment, to the original purchaser (“Original Purchaser”) of our Networked Reader, against defects in materials and workmanship under normal use and service.

### 1-Year Limited Warranty – Networked Magnetic Stripe Read Head

Company extends a one year limited warranty on the Networked Magnetic Stripe Read Head, from the date of installation (not to exceed two years from the date of shipment from the factory), to the original purchaser (“Original Purchaser”) of our Networked Reader, against defects in materials and workmanship under normal use and service.

### 1-Year Limited Warranty – Magnetic Stripe Credentials

Company extends a one year limited warranty on our magnetic stripe credentials, from the date of shipment, to the original purchaser (“Original Purchaser”) of our Magnetic Stripe Credential, against defects in materials and workmanship under normal use and service.

“Credential,” “Networked Reader,” “Networked Reader Keypad,” and “Networked Magnetic Stripe Read Head” are collectively referred herein as “Product.” “Credential” shall not include credentials made of only PVC material.

### What Company Will Do:

If a defect arises and a valid claim is determined by Company sole obligation, at its option, is to either repair or replace the Product covered under this warranty with a new or remanufactured Product. The repair or replacement of the Product, as provided herein, is Original Purchaser’s exclusive remedy.

### Original Purchaser:

This limited warranty only applies to the Original Purchaser of the Products. It is non transferable and does not apply to any subsequent purchaser.

### How to Submit a Claim:

In order to recover under this limited warranty, Original Purchaser must make a claim to Company and, if necessary, present acceptable proof of purchase. To start a claim submission, the Original Purchaser should contact Product Support at 1-877-671-7011 or 1-512-712-1316.

### What Is Not Covered:

The following costs, expenses and damages are NOT COVERED by the provisions of this limited warranty: (1) back charges, labor costs or removal or re-installation of said products; (2) shipping and freight expenses required to return product to Company; (3) failures, defects, or damage (including, but not limited to, any security failure or loss of data) caused by any third party product, service, or system connected or used in conjunction with the Products; and (4) any other incidental, consequential, indirect, special, or punitive damages including, but not limited to, loss of use of the control panel or video recorder, loss of profit, loss of revenue, loss of interest, lost goodwill, work stoppage, impairment of other goods, loss by reason of shutdown or non-operation, damage to property, increased expenses or operation, or third-party claims, arising out of any theory of recovery, including warranty, contract, statutory or tort (including, but not limited to, strict liability or negligence), patent infringement, or otherwise, even if advised of the possibility of such damages. Credentials made only of PVC material are not covered under this warranty.

### Exclusions to Warranty:

The provisions of this warranty do not apply to any Product which has been damaged due to conditions in which Company has no control including, but not limited to, catastrophe, improper installation or maintenance, accidents, modification, misuse, abuse, negligence, alteration, tampering or disassembly, undue electrical discharge or lightning strike, improper storage or use outside its intended and normal manner.

### LIMITATION OF LIABILITY:

COMPANY MAKES NO OTHER WARRANTY, CONDITION OR REPRESENTATION OF ANY KIND WHATSOEVER, EXPRESSED OR IMPLIED, STATUTORY OR OTHERWISE, EXCEPT THAT OF TITLE, AND ALL IMPLIED WARRANTIES AND CONDITIONS RELATING TO THE MERCHANTABILITY AND FITNESS FOR A PARTICULAR PURPOSE ARE HEREBY DISCLAIMED, WHERE ALLOWED BY LAW. IN NO EVENT WILL COMPANY BE LIABLE FOR INCIDENTAL, CONSEQUENTIAL, INDIRECT, SPECIAL OR PUNITIVE DAMAGES OF ANY KIND.

### Additional Terms:

Company does not authorize any person to create for it any obligation or liability in connection with the Product. Company’s maximum liability hereunder is limited to the original purchase price of the Product. No action arising out of any claimed breach of this warranty by Company may be brought by the Original Purchaser more than one year after the cause of action has arisen.

### Applicability of Local Laws:

This warranty gives you specific legal rights, and you may also have other rights, permitted by law, which vary from state to state. If this Product is considered a consumer product, please be advised that some local laws do not allow limitations on incidental or consequential damages or how long an implied warranty lasts, so that the above limitations may not fully apply. Refer to your local laws for your specific rights under this warranty.

# WARRANTY

## Schlage Electric Strikes, System Accessories and Power Supplies

### 5-Year Limited Warranty – Electric Strikes:

Schlage Lock Company, LLC (the "Company") extends a five-year limited warranty to the original end-user purchaser ("Original Purchaser") of our electric strikes, against defects in materials and workmanship of the mechanical components under normal use and service and, a one-year limited warranty on the electrical components including the solenoid and wiring.

### 12-18 Month Limited Warranty:

The Company extends a 12-month limited warranty from date of installation on system accessories and power supplies (not to exceed 18 months from the date of shipment from factory), to the original end-user purchaser ("Original Purchaser") of the products manufactured by the Company against defects in material and workmanship under normal use and service.

### What The Company Will Do:

Upon return of the defective Product to the Company or its authorized distributor for inspection, free and clear of all liens and encumbrances and accompanied by the statement of defects and proof of purchase, the Company will repair or replace, at its option, the defective Product.

### Original User:

These warranties only apply to the Original User of Products. These warranties are not transferable.

### What Is Not Covered:

The following costs, expenses and damages are not covered by the provisions of these limited warranties: (i) labor costs including, but not limited to, such costs for the removal and reinstallation of Products; (ii) shipping and freight expenses required to return the Products to the Company; or (iii) any other incidental, consequential, indirect, special and/or punitive damages, whether based on contract, warranty, tort (including, but not limited to strict liability or negligence), patent infringement, or otherwise, even if advised of the possibility of such damages. Some states do not allow the exclusion or limitation of incidental or consequential damages, so the above exclusion or limitation may not apply to you.

The provisions of these limited warranties do not apply to Products: (i) used for purposes for which they are not designed or intended; (ii) which have been subjected to alteration, misuse, abuse, negligence, or accident; (iii) which have been improperly stored, installed, maintained, repaired or operated; (iv) which have been used in violation of written instructions provided by Schlage; (v) which have been subjected to improper temperature, humidity, or other environmental conditions (i.e., corrosion); or (vi) which, based on the Company's examination, do not prove to the Company's satisfaction non-conformance to the warranties.

- (a) THE WARRANTY, OBLIGATIONS AND LIABILITIES OF COMPANY (INCLUDING ITS SUPPLIERS) AND THE RIGHTS AND REMEDIES OF BUYER SET FORTH HEREIN ARE EXCLUSIVE AND ARE IN LIEU OF ALL OTHER WARRANTIES, OBLIGATIONS, REPRESENTATIONS OR LIABILITIES EXPRESS OR IMPLIED ARISING BY LAW, IN CONTRACT, TORT (INCLUDING NEGLIGENCE OR STRICT LIABILITY) OR OTHERWISE, INCLUDING BUT NOT LIMITED TO (I) ANY IMPLIED WARRANTY OF MERCHANTABILITY OR FITNESS FOR A PARTICULAR PURPOSE OR ANY WARRANTY IMPLIED THROUGH COURSE OF PERFORMANCE, COURSE OF DEALING, OR USAGE OF TRADE OR (II) CLAIMS ARISING OUT OF THE NEGLIGENCE OF COMPANY OR COMPANY'S SUPPLIERS OR (III) ANY OTHER CLAIM ARISING OUT OF, CONNECTED WITH, OR RESULTING FROM THE DESIGN, MANUFACTURE, SALE, REPAIR, LEASE OR USE OF THE PRODUCT, ANY COMPONENT THEREOF. **Additional Terms:** The Company does not authorize any person to create for it any obligation or liability in connection with the Products. **The Company's maximum liability under these warranties is limited to the purchase price of the Product that gives rise to the claim.** No action arising out of any claimed breach of these warranties by the Company may be brought by the Original User more than one (1) year after the cause of action has arisen.

CONSUMER PRODUCTS: WITH RESPECT TO "CONSUMER PRODUCTS" AS DEFINED UNDER THE MAGNUSON-MOSS WARRANTY ACT ("MMWA"), THE FOLLOWING STATEMENTS ARE MADE. (A) SOME STATES DO NOT ALLOW LIMITATIONS ON HOW LONG AN IMPLIED WARRANTY LASTS, SO THE ABOVE LIMITATION MAY NOT APPLY TO YOU; (B) IF ANY IMPLIED WARRANTY IS PROVIDED UNDER THE MMWA, IT IS LIMITED TO THE DURATION OF THE WARRANTY PROVIDED ABOVE. (C) SOME STATES DO NOT ALLOW THE EXCLUSION OR LIMITATION OF INCIDENTAL OR CONSEQUENTIAL DAMAGES, SO THE ABOVE LIMITATION OR EXCLUSION MAY NOT APPLY TO YOU; AND (D) THIS WARRANTY GIVES YOU SPECIFIC LEGAL RIGHTS AND YOU MAY ALSO HAVE OTHER RIGHTS WHICH VARY FROM STATE TO STATE.

# WARRANTY

## Schlage Electronic Locks

### 12-24 Month Limited Warranty:

Schlage Lock Company, LLC (the "Company") extends a 12 month limited warranty from date of installation, not to exceed 24 months from the date of shipment from factory, for LE, NDE, CO and AD Series locks and reader modules; GWE wireless gateway; and WPR400, WRI400, TK400, CT5000, PIB300, and PIM400 wireless accessories to the original user of the products manufactured by the Company (the "Products") against defects in material and workmanship from the date of purchase.

### What The Company Will Do:

Upon return of the defective Product to the Company or its authorized distributor for inspection, free and clear of all liens and encumbrances and accompanied by the statement of defects and proof of purchase, the Company will repair or replace, at its option, the defective Product.

### Original User:

These warranties only apply to the Original User of Products. These warranties are not transferable.

### What Is Not Covered:

The following costs, expenses and damages are not covered by the provisions of these limited warranties: (i) labor costs including, but not limited to, such costs for the removal and reinstallation of Products; (ii) shipping and freight expenses required to return the Products to the Company; or (iii) any other incidental, consequential, indirect, special and/or punitive damages, whether based on contract, warranty, tort (including, but not limited to strict liability or negligence), patent infringement, or otherwise, even if advised of the possibility of such damages. Some states do not allow the exclusion or limitation of incidental or consequential damages, so the above exclusion or limitation may not apply to you.

The provisions of these limited warranties do not apply to Products: (i) used for purposes for which they are not designed or intended; (ii) which have been subjected to alteration, misuse, abuse, negligence, or accident; (iii) which have been improperly stored, installed, maintained, repaired or operated; (iv) which have been used in violation of written instructions provided by Schlage; (v) which have been subjected to improper temperature, humidity, or other environmental conditions (i.e., corrosion); or (vi) which, based on the Company's examination, do not prove to the Company's satisfaction non-conformance to the warranties.

- (a) THE WARRANTY, OBLIGATIONS AND LIABILITIES OF COMPANY (INCLUDING ITS SUPPLIERS) AND THE RIGHTS AND REMEDIES OF BUYER SET FORTH HEREIN ARE EXCLUSIVE AND ARE IN LIEU OF ALL OTHER WARRANTIES, OBLIGATIONS, REPRESENTATIONS OR LIABILITIES EXPRESS OR IMPLIED ARISING BY LAW, IN CONTRACT, TORT (INCLUDING NEGLIGENCE OR STRICT LIABILITY) OR OTHERWISE, INCLUDING BUT NOT LIMITED TO (I) ANY IMPLIED WARRANTY OF MERCHANTABILITY OR FITNESS FOR A PARTICULAR PURPOSE OR ANY WARRANTY IMPLIED THROUGH COURSE OF PERFORMANCE, COURSE OF DEALING, OR USAGE OF TRADE OR (II) CLAIMS ARISING OUT OF THE NEGLIGENCE OF COMPANY OR COMPANY'S SUPPLIERS OR (III) ANY OTHER CLAIM ARISING OUT OF, CONNECTED WITH, OR RESULTING FROM THE DESIGN, MANUFACTURE, SALE, REPAIR, LEASE OR USE OF THE PRODUCT, ANY COMPONENT THEREOF. **Additional Terms:** The Company does not authorize any person to create for it any obligation or liability in connection with the Products. **The Company's maximum liability under these warranties is limited to the purchase price of the Product that gives rise to the claim.** No action arising out of any claimed breach of these warranties by the Company may be brought by the Original User more than one (1) year after the cause of action has arisen.

CONSUMER PRODUCTS: WITH RESPECT TO "CONSUMER PRODUCTS" AS DEFINED UNDER THE MAGNUSON-MOSS WARRANTY ACT ("MMWA"), THE FOLLOWING STATEMENTS ARE MADE. (A) SOME STATES DO NOT ALLOW LIMITATIONS ON HOW LONG AN IMPLIED WARRANTY LASTS, SO THE ABOVE LIMITATION MAY NOT APPLY TO YOU; (B) IF ANY IMPLIED WARRANTY IS PROVIDED UNDER THE MMWA, IT IS LIMITED TO THE DURATION OF THE WARRANTY PROVIDED ABOVE. (C) SOME STATES DO NOT ALLOW THE EXCLUSION OR LIMITATION OF INCIDENTAL OR CONSEQUENTIAL DAMAGES, SO THE ABOVE LIMITATION OR EXCLUSION MAY NOT APPLY TO YOU; AND (D) THIS WARRANTY GIVES YOU SPECIFIC LEGAL RIGHTS AND YOU MAY ALSO HAVE OTHER RIGHTS WHICH VARY FROM STATE TO STATE.

## Terms & Conditions · Schlage Key Systems Sales Policy

### Schlage Key Systems Sales Policy

The following specific product terms and conditions are applicable only to the extent provided herein. All other terms and conditions contained in the General Terms and Conditions of Sale and Service provided in this Price Book will govern the sale of products identified in this Price Book.

#### Definition-

Standard keyways are C, CE, E, EF, F, FG, G, H, J, K, L. All other keyways are considered restricted.

Everest, Everest Primus, Classic Primus and all other restricted keyway products (Quad, Reversed, Numbered) manufactured by the Schlage Lock Company are offered for sale by policies set forth per product type and security levels through specific channels of distribution.

Possession of this price book or any other Schlage price book does not constitute “the right to purchase” these products. Please refer to the sales policy below for terms and condition. The term keyway(s) refer(s) to keyway, key sections or side bit milling.

#### Standard Classic (Obverse) Key Sections- no restriction

Standard keyways are Classic (Obverse) C, CE, E, EF, F, FG, G, H, J, K, L.

#### Everest and Everest 29 Open (C and S Key Sections)

Everest and Everest 29 Open (C & S keyways) include non-Primus products with Everest C and Everest 29 S keyways and key sections. Schlage only sells Everest and Everest 29 Open products to commercial security professionals. Commercial security professionals purchasing Everest and Everest 29 Open products from Schlage are permitted to stock and to originate or duplicate keys without signature verification.

Purchasers of Everest and Everest 29 open (C & S) are permitted to resell the products in accordance with their distribution agreement to end users and to other commercial security dealers who have a professional locksmith on staff but are expressly prohibited from selling to:

- i) Any residential retail outlet.
- ii) Any individual or entity purchasing or selling products through any method of auction.

#### End User Keyways - Primus / Primus XP levels 3, 4 & 9, Everest D, Everest B, Everest 29 T, Everest 29 R, Quad, Reversed, Numbered.

End user restricted keyways are manufactured and sold by Schlage for use within the end user facilities only and are not for dealer or locksmith's use or distribution. The facilities are described as the “ship-to” address pre-authorized by the end user via a letter of authorization (LOA) or face sheet (depending upon the key system type).

End user keyway products may be stocked at the end user location only, unless authorized otherwise in writing by the end user. Every new end user system, using these restricted keyways, requires prior approval from the local RSO sales office management.

Restricted end user keyways may not be sold to any contract hardware dealer or wholesale distributor not open as a direct Schlage account as the time of the sale, unless authorization has been granted in writing by the local RSO sales office management where the end user reside.

#### Locksmiths/ dealers' keyways - Primus/ Primus XP levels 1, 1+, 2, 7, 8, Everest B234 & B235, Everest 29 R234 & R235.

Locksmith/ dealer key section can be sold to commercial locksmiths/ dealers only.

Right to stock and sell locksmiths/ dealers restricted keyways requires the appropriate written agreement with Schlage and approval by the local RSO sale office management. Please contact your local RSO sale office for a copy of these contracts and additional information.

Schlage hereby reserves the right to terminate or take any other legal action against any party that violates this policy.

## Restricted Keyway Policy

### Everest B, Everest 29 R

All Everest and Everest 29 SFIC (B and R Families) keyways are restricted.

When ordering a new keying system, include the following:

- Job (end-user) name, city, state and zip code.
- Letter of Authorization (LOA) – Authorized ship-to address for key blanks, cores and cut keys on end-user's official stationery. See **Forms & Examples** for sample letter of authorization.
- Numerically defined specifications for expansion of all branches of the key system.

The factory will assign a "facility code" which will appear on all keys and blanks for this job. When ordering additions to an existing keying system, include the following:

- Job (end-user) name, city, state and zip code.
- Facility code previously assigned by Schlage and stamped on all existing keys and blanks.
- Registry number of the keying system as established by Schlage.
- Letter of authorization on end-user's official stationery is required when:
  - End-user places order with new dealer.
  - Order is to be drop shipped to a different ship-to address than originally authorized by the end-user.
 See **Forms & Examples** for sample letter of authorization.

Bitting list (transcript) orders require a letter of authorization on the end-user's official stationery. Prevailing prices apply.

### Everest D, Everest 29 T

All Everest D and Everest 29 T keyways are restricted.

When ordering a new keying system, include the following:

- Job (end-user) name, city, state and zip code.
- Letter of Authorization (LOA) – Authorized ship-to address for all products on end-user's official stationery. See **Forms & Examples** for sample letter of authorization.
- Numerically defined specifications for expansion of all branches of the key system.

The factory will assign a "facility code" which will appear on all keys and blanks for this job. When ordering additions to an existing keying system, include the following:

- Job (end-user) name, city, state and zip code.
- Facility code previously assigned by Schlage and stamped on all existing keys and blanks.
- Registry number of the keying system as established by Schlage.
- Letter of authorization on end-user's official stationery is required when:
  - End-user places order with new dealer.
  - Order is to be drop shipped to a different ship-to address than originally authorized by the end-user.
 See **Forms & Examples** for sample letter of authorization.

### Quad, Numbered ("Paracentric") and Reverse Keyway Family Policy

A letter of authorization from the end-user is required for all orders for restricted keyway plugs, 0-bitted and 1-bitted products and all key blanks. Restricted keyway products are not available keyed random. The letter of authorization must include the address in which the materials will be shipped. Keyway or keyway family must be referenced in the letter. Letters must be dated and signed by the end user. Letters dated more than 6 months prior to the order submission date will not be accepted. Letters for projects that are ongoing may be older than six months if effective dates are referenced in the letter. With the exception of the signature, all other information must be typed.

### Allowable End User Authorizations for Restricted Keyways:

The end user can authorize a dealer or distributor to order and inventory products if they so choose. This authorization requires the submission of a fully completed "Letter of Authorization" or "Signature Card", depending on the product type requirements, by the end user to Schlage.

## Construction Core Program Policy

Full size and small format construction cores will be invoiced under standard payment terms. Credit for these cores, less the handling charge, will be issued upon their return to the factory. Please contact customer service for return authorization. Customers may not deduct payment for construction cores prior to completion of their authorized return.

## Control Keys for Interchangeable Cores

A single control key will be added to orders containing interchangeable cores where a new masterkey system, master key system expansions requiring a different control key and all construction core orders are placed and does not include a control key on the purchase order. Construction core orders will include both a control and user key.

## Terms & Conditions - Cylinder Policies

### Primus® / Primus XP Sales Policy

Primus High Security cylinder products manufactured by the Schlage Lock Company are offered for sale through specific channels of distribution, based on stocking requirements and security levels. Possession of this price book or any other Schlage price book does not constitute “the right to purchase” Primus products.

**Important:** In stocking levels where purchase agreements are required, a fully executed purchase agreement, including initial minimum inventory order, must be in place before any Primus products may be quoted or purchased. Contact your RSO Consultant for specific details.

The prices contained herein apply to Primus Levels 1 through 9 with respect to the actual product. Availability of product is subject to additional conditions as follows:

Classic Keyways

**PRIMUS/PRIMUS XP LEVEL 1:** For retail locksmiths and Schlage dealers. Standard nationwide side biting by keyway. Stocking level requires a separate Primus/Primus XP agreement. Initial inventory commitment required for distributors but not for participating locksmiths. Obverse keyways only. HP, JP and LP section keys are not available.

**PRIMUS LEVEL 1 PLUS:** For retail locksmiths. A side biting is assigned on a nationwide exclusive basis to a specific Schlage wholesale distributor. Stocking level which requires a separate Primus purchase agreement and an initial minimum inventory purchase by the wholesaler and the locksmith. Obverse keyways only. HP, JP and LP section keys are not available. Cylinders are always furnished less key blanks (LKB).

**PRIMUS XP LEVEL 1 PLUS:** For retail locksmiths. An exclusive side biting is assigned to dealer within the first three digits of the dealer physical location zip-code. Distribution through direct Schlage dealers. Stocking level which requires a separate Primus purchase agreement and an initial minimum inventory purchase. Obverse keyways only. Cylinders can be ordered LKB, KD, KA or MK.

**PRIMUS/PRIMUS XP LEVEL 2:** For Schlage dealers and large commercial locksmith businesses. Exclusive side biting is assigned to dealer by time zone. Distribution through direct Schlage dealers. Stocking level which requires a separate Primus purchase agreement and an initial minimum inventory purchase. Obverse keyways only.

**PRIMUS/PRIMUS XP LEVEL 3:** End user level not stocked by dealers. Key systems are assigned a side biting exclusive within 2-digit zip code (Level 3G) for orders of 60 - 1,999 Primus cylinders. Orders of fewer than 60 Primus cylinders are randomly assigned a side biting from a small nationwide pool of side bittings (Level 3U). Distribution through Schlage dealers and Schlage wholesale distributors. Obverse and Quad keyways only.

**PRIMUS/PRIMUS XP LEVEL 4:** End user level not stocked by dealers. Key systems are assigned a side biting exclusive within a time zone (Level 4Z) for orders of 2,000 - 3,999 Primus cylinders. A nationwide exclusive side biting (Level 4N) is assigned to key systems of 4,000 or more Primus cylinders. This exclusivity can be purchased for a separate fee for smaller quantities of cylinders. This price book does not contain the fee schedule. Contact your RSO Consultant for specific information. Distribution through Schlage dealers and Schlage wholesale distributors. Obverse and Quad keyways only.

**PRIMUS LEVEL 7:** For retail locksmiths. Side biting is assigned on a nationwide exclusive basis to a specific Schlage wholesale distributor. Stocking level which requires a separate Primus purchase agreement and an initial minimum inventory purchase by the Schlage wholesaler and the locksmith. Same as Level 1 PLUS above, but with Everest S Family keyways only.

Everest® Keyways

**PRIMUS XP LEVEL 7:** For retail locksmiths. An exclusive side biting is assigned to dealer within the first three digits of the dealer physical location zip-code. Distribution through direct Schlage dealers. Stocking level which requires a separate Primus purchase agreement and an initial minimum inventory purchase. All Everest 29 key sections. Cylinders can be ordered MK, KA, KD or LKB.

**PRIMUS/PRIMUS XP LEVEL 8:** For Schlage dealers and large commercial locksmith businesses. Exclusive side biting is assigned to dealer by time zone. Distribution through direct Schlage dealers. Stocking level which requires a separate Primus purchase agreement and an initial minimum inventory purchase. Equivalent to Level 2 above, but with Everest S Family keyways only.

**PRIMUS/PRIMUS XP LEVEL 9:** End user level not stocked by dealers. Key systems are assigned varying degrees of geographically exclusive side bittings based on a sliding scale of purchase commitment or separate fees. This price book does not contain the fee schedule. Contact your RSO Consultant for specific information. Distribution through Schlage dealers and Schlage wholesale distributors. Level 9U, 9G, 9Z, and 9N are equivalent to Levels 3U, 3G, 4Z, and 4N above, but with Everest S and T Family keyways.

The following side bit milling exclusivity criteria apply to both levels 3, 4 & 9:

- 1- 60 cylinders-Random assignment
- 61-1999 cylinders-First two digits of zip-code
- 2000-3999 cylinders-Time-Zone Exclusivity (also available for \$10,000 fee for an organization who would like this exclusivity and doesn't meet cylinders quantity requirement).
- 4000 + cylinders-Nation Wide Exclusivity.(also available for \$40,000 fee for an organization who would like this exclusivity and doesn't meet cylinders quantity requirement).

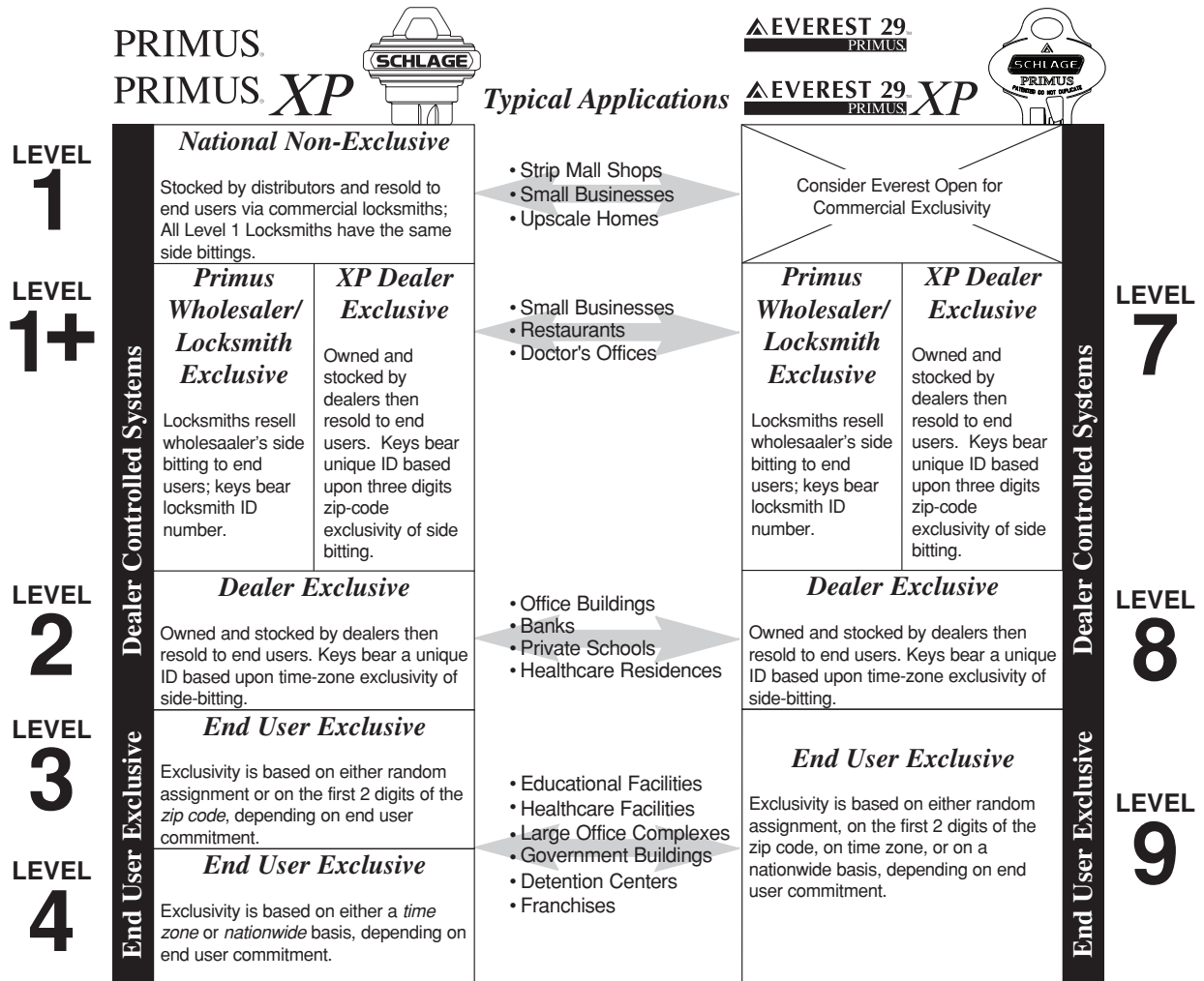
#### Important Ordering Information

See Forms & Examples: Primus and Everest 29 Primus Ordering Checklist for a checklist of information required to process a Primus order. Note that, for security reasons, all end user Primus levels (Level 3, 4 and 9) require a Facesheet (MS-EI20) bearing an original signature. Opening orders for end user Primus levels also require a Signature Card (MS-EI30) bearing original signatures. Facesheets and signature cards are used to authenticate the end user request for product, therefore orders received without the correct supporting documents (or without original signatures) are subject to delays or cancellations. Blank Facesheets and Signature Cards are included in the Forms & Examples section of this price book for your reference. Additionally, electronic version of these forms are available at [allegion.com/us](http://allegion.com/us).

The Schlage Lock Company reserves the right to make changes in designs and specifications, to make additions or improvements on its products, or to discontinue products without incurring any obligation. The Schlage Lock Company is not responsible for any modification, addition, or alteration to our products by others.

| Inventory commitment Requirements-Commercial Locksmiths Levels |         |                      |          |
|--|---------|----------------------|----------|
| Primus XP  |         | Everest 29 Primus XP |          |
| Level 1  | None    | N/A                  | N/A      |
| Level 1+   | \$7,500 | Level 7 XP           | \$7,500  |
| Level 2  | 25,000  | Level 8              | \$25,000 |





## Electronic Validation from Schlage

Electronic Validation (e-validation) is an online system for the use of the end user to create electronic authorizations replacing the letter of authorization (LOA) and Primus Facesheet processes. This online validation system is designed to ease the burden of an end user providing authorizations for ordering restricted key and cylinder products on their behalf. Through this system, the end user can register for an online account with Schlage that will allow them to manage their shipping addresses, shipping contacts and additional authorized users for their restricted products. Through this system, they can then generate an electronic Facesheet that they can provide to the distributor of their choice to allow an order for restricted products to proceed. Enrolling in and using this feature will reduce the overall time for an order to be processed from the time that the end user has determined the need for product. The electronic Facesheet provided by the e-validation system can be faxed or emailed along with a distributors order reducing the time and energy required for original copies of Facesheets previously required. The system is for both new and existing restricted key system owners. For new restricted systems, a registration process will provide the ability to create the initiating Facesheet for the project.

### Products/key systems eligible for e-validation:

**Everest** – B and D restricted family of keyways

**Everest 29** – R and T restricted family of keyways

**Primus** – All keyway families that include the Primus feature

**Primus XP** – All keyway families that include the Primus XP feature

**E-validation can be accessed at the following web address:** [HTTPS://mycredentials.allegion.com](https://mycredentials.allegion.com)

| Keyway Family of Master Key System  | Standard Method of Shipment  |
|---|--|
| <ul style="list-style-type: none"> <li>• Classic Restricted (Numbered, Quad and Reverse)</li> <li>• Classic Primus (Obverse and Quad)</li> <li>• Everest Restricted (B and D Family)</li> <li>• Everest 29 Restricted (R and T Family)</li> <li>• Everest Primus (C and D Family)</li> <li>• Everest 29 Primus and Primus XP (S and T Family)</li> <li>• Classic Open (Obverse)</li> <li>• Everest Open (C Family)</li> <li>• Everest 29 Open (S Family)</li> </ul> | <p><b>2-Day Air</b></p> <ul style="list-style-type: none"> <li>• Tracking number is assigned to shipment</li> <li>• Recipient's signature is required upon delivery</li> </ul> |

All goods are shipped F.O.B. factory and become the customer's property when they pass into the hands of the transportation company. Schlage reserves the right to use our choice of carrier.

**Schlage Default Keyways**

|  |
|--|
| <p><b>Schlage Commercial products (excluding Portable Security)</b><br/>                     Default keyway is Everest 29 S123<br/>                     For other optional keyways, please specify</p> |
| <p><b>Schlage Electronics</b><br/>                     Default keyway is Everest 29 S123<br/>                     For other optional keyways, please specify</p>                                       |
| <p><b>Portable Security - Kryptonite:</b><br/>                     default to C keyway KD<br/>                     For made to order products, please specify the keying and keyway</p>                |
| <p><b>Schlage Residential: (F, B60, Dexter)</b><br/>                     Default keyway is C</p>   |

## Distribution Function and Location Policy

The Schlage customer relationship includes the nonexclusive area of primary sales responsibility and the channel of distribution assigned by Schlage. It is vital to our success and for the effective management of the distribution of our products that the Schlage customer relationship, once it is satisfactorily established between us, should not be changed without our approval. Therefore, after selection by Schlage as a distributor of one or more of Schlage products, a customer should continue to perform that distribution function from the location of its business at the place or places utilized at the time of selection. A customer should not change its Schlage distribution function or establish a different or additional location without the prior written consent of Schlage.

Schlage reserves the right to discontinue, after appropriate notice, sale of its products to any customer which refuses to adhere to this policy. Schlage also reserves the right to change, in its sole discretion, the number and locations of the distributors authorized to distribute its products in any area. This determination will be based upon, among other considerations, the success or failure in developing the market for Schlage products.

## Hardware Finishes

Schlage Lock finishes are durable, top quality finishes obtained by the careful processing of solid brass, bronze, stainless steel or other materials. Where required, a protective clear coating is applied and cured under high temperature. It is important that climatic conditions and usage be taken under consideration when selecting finishes. This is especially true in areas subjected to strong corrosive vapors, humid climate or sea air which, in a short time, may have a damaging effect on metal finishes. The longevity and preservation of the finish appearance is determined by base metal and finishing process. Clear protective coating or other organic finishing applications may require different methods of cleaning and care. As an example, non-clear coated finishes should not be cleaned with soaps or any solvents; organically coated surfaces should periodically be cleaned with a mild, nonabrasive soap and buffed lightly with a clean cloth. The type of base metal and finishing techniques must be considered when applying any cleaning or preservative method. Contact the Schlage Technical Services Department for further information on the care of finished hardware.

In some instances, for customer convenience, the most appropriate BHMA finish symbols are used to indicate similarity of appearance, regardless of base metal or finishing process. A, AL, CS, D, ND, F, FA, H, S, S200-Series and Dexter by Schlage levers are zinc-based material and are plated to match finishes indicated. L-Series will utilize a brass material for 612 and 613 finishes. Finishes of latches, strikes, cylinders/cores, and visible mounting screws, though similar in appearance, may differ from the finish of the trim. Finish numbers in the 600-Series are the BHMA (Builders Hardware Manufacturers Association) industry standard.

### Commercial Finish Codes and Descriptions:

The nearest old U.S. equivalent code designations are shown in parenthesis ( ).

| Symbol            | Description   | Symbol           | Description                        |
|-------------------|---|------------------|------------------------------------|
| <b>605</b> (3)    | BRIGHT BRASS, Clear Coated  | <b>622</b> (19)  | MATTE BLACK, Coated                |
| <b>606</b> (4)    | SATIN BRASS, Clear Coated   | <b>625</b> (26)  | BRIGHT CHROMIUM PLATED, No Coating |
| <b>609</b> (5)    | ANTIQUÉ BRASS, Satin Brass, Blackened<br>Satin Relieved, Clear Coated | <b>626</b> (26D) | SATIN CHROMIUM PLATED, No Coating  |
| <b>612</b> (10)   | SATIN BRONZE, Clear Coated  | <b>629</b> (32)  | BRIGHT STAINLESS STEEL, No Coating |
| <b>613*</b> (10B) | OIL RUBBED BRONZE, Oxidized Satin<br>Bronze, Oil Rubbed, No Coating   | <b>630</b> (32D) | SATIN STAINLESS STEEL, No Coating  |
| <b>619</b> (15)   | SATIN NICKEL, Satin Nickel Plated, Clear Coated                       | <b>643e</b>      | AGED BRONZE, Clear Coated          |

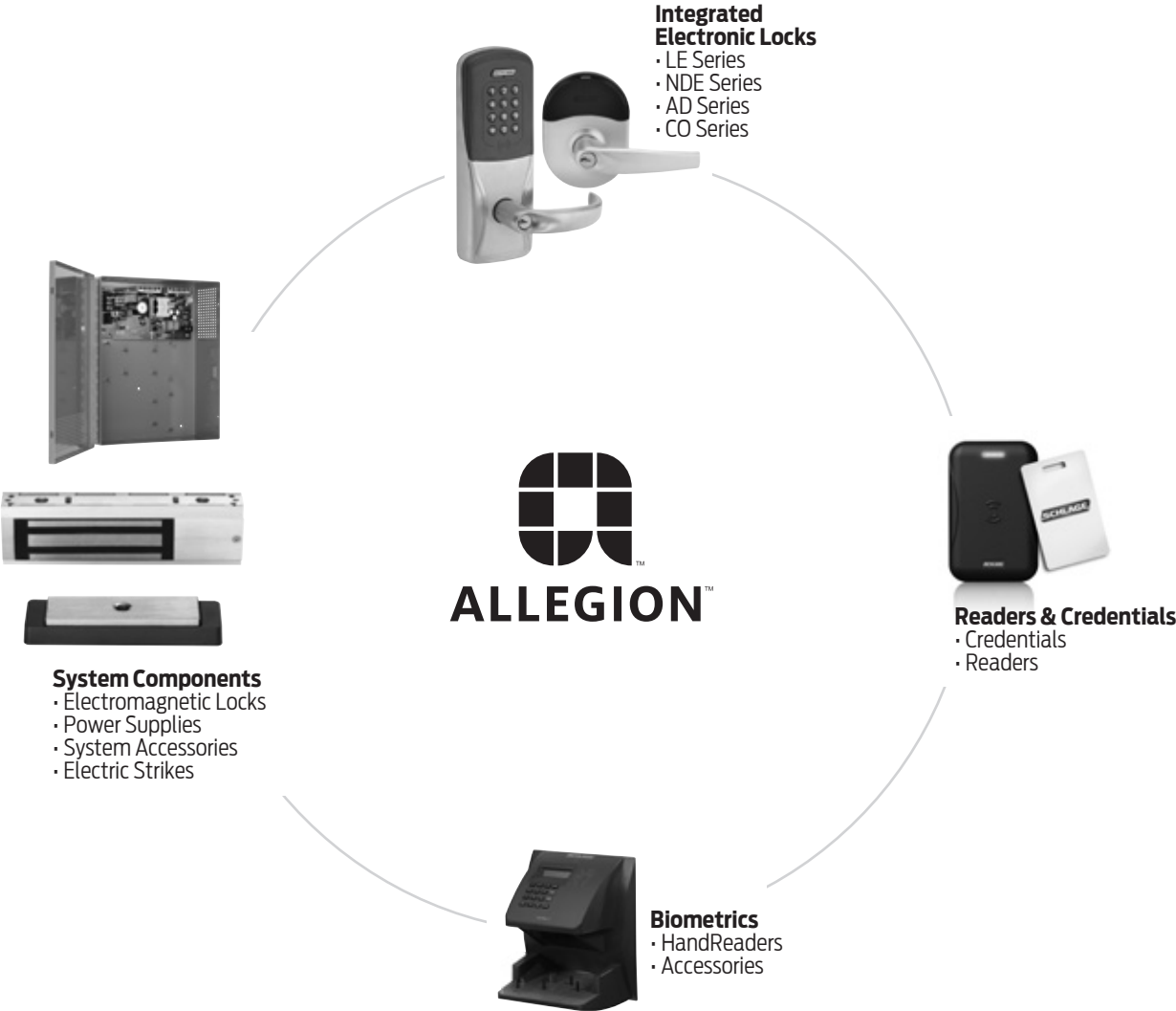
\* Oil rubbed bronze (613) is considered a category "B" finish by ANSI/BHMA and will vary in color when applied to different alloys and forms of base material. 613 will also vary from production lot and additionally from one manufacturer to another. Oil rubbed bronze will wear off over time due to the "rubbed" finishing method that has no protective coating or plating.

Notes

**For more than 100 years** Allegion brands have been providing innovative access control solutions. We are at the forefront of access control innovation, including contactless smart credentials, wireless security products and biometrics.

Allegion electronic security offers the most extensive range of access control and security management solution on the market today. This comprehensive line of products allow you to build a complete access control system from the ground up. For facilities with existing access control systems, the open architecture design of Allegion electronic security products facilitates easy integration into your existing system. Because Allegion understands that your needs will evolve over time, Allegion also provides the opportunity for an easy migration path as technology advances.

At Allegion, we understand that each facility has unique security requirements. Our extensive line of products, flexible options and ability to adapt to your existing environment make it easy to find a solution that will fit your security needs...whatever they may be.



## Allegion Solutions Overview

Allegion offers comprehensive security solutions for each facility. To help you identify which solution is right for your facility, here are some reader technologies with their compatible credential technologies. Allegion readers and credentials are designed on an open architecture platform. For more details on compatibility, please refer to the data sheets.

|                       |  | Credential Compatibility |                               |                          |                        |         |                           |                      |
|-----------------------|--|--------------------------|-------------------------------|--------------------------|------------------------|---------|---------------------------|----------------------|
|                       |  | PIN                      | Magnetic Stripe (1,2,3 Track) | Proximity Card (125 kHz) | Smart Card (13.56 MHz) | iButton | Biometric (Hand Geometry) | FIPS 201-2 Compliant |
| LE/NDE Series Readers | Multi-Technology Reader  |                          |                               | X                        | X                      |         |                           |                      |
| AD Series Readers     | AD Series Keypad Reader (KP)   | X                        |                               |                          |                        |         |                           |                      |
|                       | AD Series Magnetic Stripe + Keypad Reader (MGK (Insert) or MSK (Swipe))  | X                        | X                             |                          |                        |         |                           |                      |
|                       | AD Series Magnetic Stripe Reader (MG (Insert) or MS (Swipe))             |                          | X                             |                          |                        |         |                           |                      |
|                       | AD Series Multi-Technology + Keypad Reader (MTK)                         | X                        |                               | X                        | X                      |         |                           |                      |
|                       | AD Series Multi-Technology Reader (MT)                                   |                          |                               | X                        | X                      |         |                           |                      |
|                       | AD Series Multi-Technology FIPS 201-2 Compliant Reader (FMK)             | X                        |                               | X                        | X                      |         |                           | X                    |
| CO Series Readers     | CO Series Keypad Reader (KP)   | X                        |                               |                          |                        |         |                           |                      |
|                       | CO Series Magnetic Stripe (Swipe) + Keypad Reader (MSK)                  | X                        | X                             |                          |                        |         |                           |                      |
|                       | CO Series Magnetic Stripe (Swipe) Reader (MS)                            |                          | X                             |                          |                        |         |                           |                      |
|                       | CO Series Proximity + Keypad Reader (PRK)                                | X                        |                               | X                        |                        |         |                           |                      |
|                       | CO Series Proximity Reader (PR)  |                          |                               | X                        |                        |         |                           |                      |
| Networked Readers     | PR10 Proximity Reader - Mini Mullion                                     |                          |                               | X                        |                        |         |                           |                      |
|                       | SM10 Contactless Smart Reader - Mini Mullion                             |                          |                               |                          | X                      |         |                           | X                    |
|                       | MT11 Multi-Technology Reader - Mullion                                   |                          |                               | X                        | X                      |         |                           | X                    |
|                       | MT15 Multi-Technology Reader - Wall Mount                                |                          |                               | X                        | X                      |         |                           | X                    |
|                       | MTK15 Multi-Technology Reader with Keypad - Wall Mount                   | X                        |                               | X                        | X                      |         |                           | X                    |
|                       | MTMS15 Multi-Technology Magnetic Stripe Reader - Wall Mount              |                          | X                             | X                        | X                      |         |                           | X                    |
|                       | MTMSK15 Multi-Technology Magnetic Stripe Reader with Keypad - Wall Mount | X                        | X                             | X                        | X                      |         |                           | X                    |
|                       | SMR5 Magnetic Stripe Card Reader   |                          | X                             |                          |                        |         |                           |                      |
|                       | SMR10 Magnetic Stripe Card Reader  |                          | X                             |                          |                        |         |                           |                      |
|                       | SMR20 Magnetic Stripe Card Reader + Keypad                               | X                        | X                             |                          |                        |         |                           |                      |
|                       | SRT-100 iButton Mullion Mount Reader                                     |                          |                               |                          |                        | X       |                           |                      |
|                       | SERIII-W Scramble Keypad   | X                        |                               |                          |                        |         |                           |                      |
|                       | SERII-WB Scramble Keypad   | X                        |                               |                          |                        |         |                           |                      |
|                       | SEKPDMWG Electronic Keypad - Mullion Mount                               | X                        |                               |                          |                        |         |                           |                      |
|                       | SEKPDWG Electronic Keypad  | X                        |                               |                          |                        |         |                           |                      |
|                       | SEKPD8B Electronic Keypad  | X                        |                               |                          |                        |         |                           |                      |
| Biometrics            | HandKey-2 (F Series)   | X                        | X                             | X                        | X                      |         | X                         |                      |

|  |           |
|--|-----------|
| <b>CREREDENTIALS - TABLE OF CONTENTS</b>   |           |
| <b>HOW TO ORDER</b>  | <b>24</b> |
| <b>HOW TO ORDER DETAILS</b>  | <b>25</b> |
| Schlage Smart Credentials using MIFARE® DESFire® EV1                               | 26        |
| Multi-Technology: Proximity and Schlage Smart Credentials using MIFARE DESFire EV1 | 26        |
| Schlage Smart Credentials using MIFARE Plus®                                       | 27        |
| Multi-Technology: Proximity and Schlage Smart Credentials using MIFARE Plus        | 27        |
| Schlage Smart Credentials using MIFARE Plus®                                       | 28        |
| Multi-Technology: Proximity and Schlage Smart Credentials using MIFARE Plus        | 28        |
| Schlage Smart Credentials using MIFARE Classic®                                    | 28        |
| Multi-Technology: Proximity and Schlage Smart Credentials using MIFARE Classic     | 28        |
| Schlage Smart Wristband using MIFARE Classic                                       | 28        |
| <b>SCHLAGE PROXIMITY CREDENTIALS</b>   | <b>29</b> |
| <b>SCHLAGE CREDENTIALS - OTHER</b>   | <b>30</b> |
| PRX Offering - discontinued effective May 6, 2019)                                 | 30        |
| Magnetic Stripe Credentials  | 30        |
| iButton Credentials  | 30        |
| <b>CREDENTIAL SERVICES</b>   | <b>31</b> |
| Slot Punch Options   | 31        |
| Programming Fee  | 31        |
| Custom Artwork   | 31        |
| <b>CARDTRAX OVERVIEW</b>   | <b>32</b> |
| <b>CARDTRAX APPLICATION</b>  | <b>33</b> |
| <b>CARDTRAX APPLICATION</b>  | <b>34</b> |
| <b>PRINT SCHEME</b>  | <b>35</b> |
| <b>CUSTOM ARTWORK</b>  | <b>36</b> |

|   |  |
|---|--|
| <b>877-671-7011</b>   |  |
| <b>Customer Service:</b>  | <b>Technical Support:</b>  |
| Order Status, Credit Returns of Non-Defective Products, General Sales Questions                     | Technical Questions/Issues, Returns of Defective Products, Repairs                               |
| Email Requests to: Sales Support contact information on Page 2.                                     | Contact For Technical Assistance:<br>Readers_Credentials_Biometrics_TechProdSupport@allegion.com |
| <b>Inside Sales 855-248-0302</b>  |  |
| General Sales Questions, Pre-printed cards, CardTrax Accounts<br>ElectronicInsideSales@allegion.com |  |

For Credentials Warranty Information please see page 11.

Pricing/product description subject to change without notice.

## Schlage Credential Technology Types

Schlage offers a wide range of credential technologies and form factors.

### Mobile Credentials

Schlage offers a variety of ways to deliver mobile credentials to your students' and employees' phones. Using near field communication (NFC) or Bluetooth technology, a smartphone app works just like an ID card, providing more for your students and employees while enhancing the security of their credential. Easily assign credentials today using the access control software of one of our developer network partners. Schlage mobile credentials offer a much higher level of security, based on encrypted smart card technology.

### Smart Credentials

Ideal for facilities with moderate to high security needs, Schlage smart credentials put you in control by delivering smarter solutions. Using MIFARE Classic®, MIFARE Plus® or MIFARE® DESFire® EV1 and EV2 technology, these credentials protect your most sensitive data by utilizing extra layers of security protection. Smart credentials can be used for many applications beyond access control including transit, cashless vending, and cafeteria point of sale.

### Multi-Technology Credentials

Schlage multi-technology credentials are extremely flexible. Particularly useful during a transition from proximity technology to smart technology, these cards can be read by both proximity readers and smart readers. This allows your customers to economically migrate to the latest smart technology at their own pace.

### Proximity Credentials

Schlage proximity credentials are a solution for facilities with less demanding security needs. Utilizing 125 kHz proximity technology, these credentials are a cost-effective solution and can interface with many industry leading proximity readers.

### Magstripe Credentials

Schlage magstripe credentials are a solution for facilities with less demanding security needs. Utilizing magstripe technology, these credentials are a cost-effective solution.

## How to Order

| 1) Model Number | 2) CardTrax Number | 3) Programing   |            |               |           |                       | 4) Slot Punch | 5) Card Print Scheme | 6) Custom Artwork Number | 7) Special Instructions |
|-----------------|--------------------|-----------------|------------|---------------|-----------|-----------------------|---------------|----------------------|--------------------------|-------------------------|
|                 |                    | Technology Type | Bit Format | Facility Code | City Code | Badge ID Start Number |               |                      |                          |                         |
|                 |                    | Smart           |            |               |           | Start Internal        |               |                      |                          |                         |
|                 |                    |                 |            |               |           | Start External        |               |                      |                          |                         |
|                 |                    | Proximity       |            |               |           | Start Internal        |               |                      |                          |                         |
|                 |                    |                 |            |               |           | Start External        |               |                      |                          |                         |

Please submit orders to Readers.Credentials.Orders@allegion.com with purchase order.

### Example Order #1

| 1) Model Number | 2) CardTrax Number | 3) Programing   |            |               |           |                       | 4) Slot Punch | 5) Card Print Scheme | 6) Custom Artwork Number | 7) Special Instructions |
|-----------------|--------------------|-----------------|------------|---------------|-----------|-----------------------|---------------|----------------------|--------------------------|-------------------------|
|                 |                    | Technology Type | Bit Format | Facility Code | City Code | Badge ID Start Number |               |                      |                          |                         |
| 8520M1          | N/A                | Smart           | 26A        | 1             | N/A       | Start Internal        | 100           |                      |                          | CRS                     |
|                 |                    |                 |            |               |           | Start External        | 100           |                      |                          |                         |
|                 |                    | Proximity       | N/A        | N/A           | N/A       | Start Internal        | N/A           |                      |                          |                         |
|                 |                    |                 |            |               |           | Start External        | N/A           |                      |                          |                         |

Please submit orders to Readers.Credentials.Orders@allegion.com with purchase order.

### Example Order #2

| 1) Model Number | 2) CardTrax Number | 3) Programing   |            |               |           |                       | 4) Slot Punch | 5) Card Print Scheme | 6) Custom Artwork Number | 7) Special Instructions |
|-----------------|--------------------|-----------------|------------|---------------|-----------|-----------------------|---------------|----------------------|--------------------------|-------------------------|
|                 |                    | Technology Type | Bit Format | Facility Code | City Code | Badge ID Start Number |               |                      |                          |                         |
| 8920            | N/A                | Smart           | 36X        | 2             | N/A       | Start Internal        | 100           |                      |                          |                         |
|                 |                    |                 |            |               |           | Start External        | 100           |                      |                          |                         |
|                 |                    | Proximity       | 26A        | 5             | N/A       | Start Internal        | 200           |                      |                          |                         |
|                 |                    |                 |            |               |           | Start External        | 200           |                      |                          |                         |

Please submit orders to Readers.Credentials.Orders@allegion.com with purchase order.

Pricing/product description subject to change without notice.



## 1) Model Number

Please reference pages 26 -31 to pick your credential model number to assure you receive the correct technology, form factor and memory size. Below is how the credential model numbers are created but not every combination is available and there are some unique part numbers available.

Sample Part Number:

|                       |                     |                     |                     |                    |                    |
|-----------------------|---------------------|---------------------|---------------------|--------------------|--------------------|
|                       | 8                   | 5                   | 2                   | 0                  | M1                 |
| <b>1. Technology</b>  | 2 - DESFire EV2     | 8 - DESFire EV1     | 5 - MIFare Plus     | 9 - MIFare Classic | 7 - Proximity      |
| <b>2. Form Factor</b> | 4 - Clamshell       | 5 - ISO Card        | 6 - Keyfob          | 7 - Adhesive Patch | 9 - Combo ISO Card |
| <b>3. Memory</b>      | 20 - 2K byte memory | 40 - 4K byte memory | 80 - 8K byte memory |                    |                    |
| <b>4. Other</b>       | M1 - Magstripe      | T - Think Keyfob    |                     |                    |                    |

**Sample Credential Model Number:**

8520M1 - Schlage MIFARE DESFire EV1 Smart Card 2K byte/16k bit with Magnetic Stripe ISO Glossy White

### Available Form Factors:

|                                   | Clamshell            | ISO – Glossy White   | Keyfob           | Thin Keyfob        | Wristband           | PVC Adhesive Disk<br>PVC Adhesive Patch |
|-----------------------------------|----------------------|----------------------|------------------|--------------------|---------------------|---|
| <b>Dimensions (HWT in inches)</b> | 3.37x2.125<br>x0.075 | 3.37x2.125<br>x0.033 | 2x1.24<br>x0.038 | 1.77x1.18<br>x0.06 | 0.63x7.68<br>x0.295 | 35mm<br>3.37x2.125<br>x0.033            |

## 2) CardTrax

CardTrax format is a program designed to keep track of card programming and Badge ID numbers to eliminate confusion in ordering sequential numbering and / or programming details, and ensures duplicate cards are not issued. Cards will automatically be provided as "next in line" unless otherwise specified. Restricted CardTrax is an exclusive CardTrax Program for qualified end-user customers that provides global programming protection. If a CardTrax number is provided programming information is not required. Please reference pages 32-34 for more information on CardTrax and a complete application form.

## 3) Programming Information<sup>1,2</sup>

Please reference the below chart for a full list of Bit Formats provided by Allegion and the technologies in which they are available. Once a bit format has been selected determine the correct facility code based on the facility code range available with your selected bit format. Finally, determine your starting Badge ID number based on the range available with your selected bit format. When specifying your Badge ID range please specify the internal starting number, or the starting number that will be in the chip and an external starting number that will be printed on the card. By default, the internal number matches the external number; please specify if that is not your desired option.

### Available Bit Formats:

| Bit formats                | Facility Code Range | Number Range     | Prox | Smart |
|----------------------------|---------------------|------------------|------|-------|
| 26A (125 kHz Standard)     | 0-255               | 0-65,535         | Y    | Y     |
| 32X                        | N/A                 | 0-1,073,741,823  | Y    | Y     |
| 34N                        | 0-255               | 0-65,535         | Y    | Y     |
| 34S                        | 0-4,095             | 0-1,048,575      | Y    | Y     |
| 35C *                      | 0-4,095             | 0-1,048,575      | Y    | Y     |
| 36X                        | 0-4,095             | 0-2,097,151      | Y    | Y     |
| 37H                        | Not Applicable      | 0-34,359,738,367 | Y    | Y     |
| 37X                        | 0-65,535            | 0-524,288        | Y    | Y     |
| 40X * (13.56 MHz Standard) | 0-1,023             | 0-268,435,455    | N    | Y     |
| 48X                        | 0-1,048,575         | 0-1,048,575      | N    | Y     |

\* For CardTrax™ Restricted program members only

### Important Programming Notes:

- 1) It is highly recommended that programming be specified on all credential orders. If programming is not specified a generic default programming will be provided. The default programming is a 26A bit format and a randomly generated facility code and badge ID range.
- 2) When ordering combo credentials, programming for both the smart and proximity technology must be specified. The same programming will automatically be used for both technologies if two different lines of programming are not specified.

## 4) Slot Punch

Slot punch is available on ISO and clamshell cards ONLY. Punch mark guides are on all ISO cards. Please specify slot punch orientation if desired (vertical or horizontal). There is a per card cost for factory slot punching of ISO cards. Please reference page 31 for slot punch options and price per card. Clamshell cards are vertically slot punched at no charge.

## 5) Card Print Scheme

Various card print schemes providing information such as the technology, format number, order number and Badge ID number are available. This information can be printed on different locations on ISO and Clamshell cards. If nothing is provided the standard print scheme, 01 will be provided. Please reference page 35 for available print schemes

## 6) Custom Artwork Number

Please reference page 36 for more information on Custom Artwork

## 7) Special Instructions

Please include any additional special instructions for your credential order. Special instructions include but are not limited to a cross reference sheet (specify CRS) or a custom configuration (include a CE number)

Pricing/product description subject to change without notice.

## Smart Credentials



### Schlage Smart Credentials using MIFARE® DESFire® EV1 Technology

- 13.56 MHz smart technology
- Uses MIFARE DESFire EV1 Technology
- Meets ISO standard 14443A

(Minimum order is 100)

|                |   |                |
|----------------|---|----------------|
| <b>8420</b>    | Schlage MIFARE DESFire EV1 Smart Card 2K byte/16k bit Clamshell                             | <b>\$7.80</b>  |
| <b>8440*</b>   | Schlage MIFARE DESFire EV1 Smart Card 4K byte/32k bit Clamshell                             | <b>\$8.80</b>  |
| <b>8480*</b>   | Schlage MIFARE DESFire EV1 Smart Card 8K byte/64k bit Clamshell                             | <b>\$10.70</b> |
| <b>8520</b>    | Schlage MIFARE DESFire EV1 Smart Card 2K byte/16k bit ISO Glossy White                      | <b>\$8.40</b>  |
| <b>8540</b>    | Schlage MIFARE DESFire EV1 Smart Card 4K byte/32k bit ISO Glossy White                      | <b>\$9.50</b>  |
| <b>8580</b>    | Schlage MIFARE DESFire EV1 Smart Card 8K byte/64k bit ISO Glossy White                      | <b>\$11.40</b> |
| <b>8520M1</b>  | Schlage MIFARE DESFire EV1 Smart Card 2K byte/16k bit with Magnetic Stripe ISO Glossy White | <b>\$9.20</b>  |
| <b>8540M1</b>  | Schlage MIFARE DESFire EV1 Smart Card 4K byte/32k bit with Magnetic Stripe ISO Glossy White | <b>\$10.20</b> |
| <b>8580M1*</b> | Schlage MIFARE DESFire EV1 Smart Card 8K byte/64k bit with Magnetic Stripe ISO Glossy White | <b>\$12.20</b> |
| <b>8720*</b>   | Schlage MIFARE DESFire EV1 Smart 2K byte/16k bit PVC Adhesive Patch                         | <b>\$7.70</b>  |
| <b>8740*</b>   | Schlage MIFARE DESFire EV1 Smart 4K byte/32k bit PVC Adhesive Patch                         | <b>\$8.70</b>  |
| <b>8780*</b>   | Schlage MIFARE DESFire EV1 Smart 8K byte/64k bit PVC Adhesive Patch                         | <b>\$10.50</b> |

### Multi-Technology: Proximity and Schlage Smart Cards using MIFARE® DESFire® EV1

(Minimum order is 100)

|                |  |                |
|----------------|--|----------------|
| <b>8920*</b>   | Proximity and Schlage Smart Card Combo 2K byte/16k bit ISO Glossy White                      | <b>\$12.40</b> |
| <b>8940*</b>   | Proximity and Schlage Smart Card Combo 4K byte/32k bit ISO Glossy White                      | <b>\$13.50</b> |
| <b>8980*</b>   | Proximity and Schlage Smart Card Combo 8K byte/64k bit ISO Glossy White                      | <b>\$15.60</b> |
| <b>8920M1*</b> | Proximity and Schlage Smart Card Combo 2K byte/16k bit with Magnetic Stripe ISO Glossy White | <b>\$12.90</b> |
| <b>8940M1*</b> | Proximity and Schlage Smart Card Combo 4K byte/32k bit with Magnetic Stripe ISO Glossy White | <b>\$13.90</b> |
| <b>8980M1*</b> | Proximity and Schlage Smart Card Combo 8K byte/64k bit with Magnetic Stripe ISO Glossy White | <b>\$16.00</b> |

\* Lead Time: 4-6 weeks

\*\* Lead Time: 6-8 weeks

Pricing/product description subject to change without notice.

**Schlage Smart Credentials using MIFARE Plus® Technology**

- 13.56 MHz smart technology
- Uses MIFARE Plus Technology
- Meets ISO standard 14443A

**(Minimum order is 100)**

|               |  |                |
|---------------|--|----------------|
| <b>5451</b>   | Schlage MIFARE Plus SE Smart Card 1K byte/8k bit Clamshell   | <b>\$7.50</b>  |
| <b>5551</b>   | Schlage MIFARE Plus SE Smart Card 1K byte/8k bit ISO Glossy White  | <b>\$7.70</b>  |
| <b>5551M1</b> | Schlage MIFARE Plus SE Smart Card 1K byte/8k bit with Magnetic Stripe ISO Glossy White                     | <b>\$8.30</b>  |
| <b>5540</b>   | Schlage MIFARE Plus S Smart Card 4K byte/32k bit ISO Glossy White  | <b>\$11.00</b> |
| <b>5540M1</b> | Schlage MIFARE Plus S Smart Card 4K byte/32k bit with Magnetic Stripe ISO Glossy White                     | <b>\$11.60</b> |
| <b>5951</b>   | Proximity and Schlage MIFARE Plus SE Smart Card Combo 1K byte/8k bit ISO Glossy White                      | <b>\$11.10</b> |
| <b>5951M1</b> | Proximity and Schlage MIFARE Plus SE Smart Card Combo 1K byte/8k bit with Magnetic stripe ISO Glossy White | <b>\$11.70</b> |
| <b>5940</b>   | Proximity and Schlage MIFARE Plus S Smart Card Combo 4K byte/32k bit ISO Glossy White                      | <b>\$12.60</b> |
| <b>5940M1</b> | Proximity and Schlage MIFARE Plus S Smart Card Combo 4K byte/32k bit with Magnetic Stripe ISO Glossy White | <b>\$13.30</b> |
| <b>5652T</b>  | Schlage MIFARE Plus EV1 2K byte/16k bit Thin Keyfob  | <b>\$8.00</b>  |
| <b>5692T</b>  | Proximity and Schlage MIFARE Plus EV1 2K byte/16k bit Thin   | <b>\$11.60</b> |
| <b>5751</b>   | Schlage MIFARE Plus SE Smart 1K byte/8k bit PVC Adhesive Patch   | <b>\$7.40</b>  |

Pricing/product description subject to change without notice.

## Smart Credentials



### Schlage Smart Credentials using MIFARE Classic®

- 13.56 MHz smart technology
- Uses MIFARE Technology
- Meets ISO standard 14443A

(Minimum order is 100)

|               |  |                |
|---------------|--|----------------|
| <b>9420</b>   | Schlage MIFARE Classic Smart Card 2.5k bit Clamshell                                   | <b>\$4.70</b>  |
| <b>9451</b>   | Schlage MIFARE Classic Smart Card 1K byte/8k bit Clamshell                             | <b>\$7.20</b>  |
| <b>9520</b>   | Schlage MIFARE Classic Smart Card 2.5k bit ISO Glossy White                            | <b>\$5.80</b>  |
| <b>9551</b>   | Schlage MIFARE Classic Smart Card 1K byte/8k bit ISO Glossy White                      | <b>\$7.10</b>  |
| <b>9558</b>   | Schlage MIFARE Classic Smart Card 4K byte/32k bit ISO Glossy White                     | <b>\$10.00</b> |
| <b>9520M1</b> | Schlage MIFARE Classic Smart Card 2.5k bit with Magnetic Stripe ISO Glossy White       | <b>\$6.50</b>  |
| <b>9551M1</b> | Schlage MIFARE Classic Smart Card 1K byte/8k bit and Magnetic Stripe ISO Glossy White  | <b>\$7.80</b>  |
| <b>9558M1</b> | Schlage MIFARE Classic Smart Card 4K byte/32k bit and Magnetic Stripe ISO Glossy White | <b>\$10.70</b> |
| <b>9651</b>   | Schlage MIFARE Classic Smart 1K byte/8k bit Keyfob (minimum order is 50)               | <b>\$8.10</b>  |
| <b>9651T</b>  | Schlage MIFARE Classic Smart 1K byte/8k bit Thin Keyfob (minimum order is 50)          | <b>\$8.30</b>  |
| <b>9751*</b>  | Schlage MIFARE Classic Smart 1K byte/8k bit PVC Adhesive Patch                         | <b>\$7.30</b>  |
| <b>9758*</b>  | Schlage MIFARE Classic Smart 4K byte/32k bit PVC Adhesive Patch                        | <b>\$11.00</b> |

### Multi-Technology: Proximity and Schlage Smart Credentials using MIFARE Classic®

(Minimum order is 100)

|                |  |                |
|----------------|--|----------------|
| <b>9691T</b>   | Proximity and Schlage Smart Combo 1K byte/8k bit Thin Keyfob (minimum order is 50)           | <b>\$10.90</b> |
| <b>9951*</b>   | Proximity and Schlage Smart Card Combo 1K byte/8k bit ISO Glossy White                       | <b>\$9.80</b>  |
| <b>9958*</b>   | Proximity and Schlage Smart Card Combo 4K byte/32k bit ISO Glossy White                      | <b>\$11.60</b> |
| <b>9951M1*</b> | Proximity and Schlage Smart Card Combo 1K byte/8k bit with Magnetic Stripe ISO Glossy White  | <b>\$10.10</b> |
| <b>9958M1*</b> | Proximity and Schlage Smart Card Combo 4K byte/32k bit with Magnetic Stripe ISO Glossy White | <b>\$12.10</b> |

\* Lead Time: 4-6 weeks

### iButton Keyfobs using MIFARE Classic® Technology

(Minimum order is 50)

|                 |   |                |
|-----------------|---|----------------|
| <b>IBF-151</b>  | Combo Keyfob, 13.56 MHz MIFARE Classic (1K byte/8k bit) and iButton (minimum order is 50)     | <b>\$17.90</b> |
| <b>IBWB-151</b> | Combo Keyfob, 13.56 MHz MIFARE Classic (1K byte/8k bit) without iButton (minimum order is 50) | <b>\$10.30</b> |

### Schlage Wristbands Using MIFARE Classic® Technology

(Minimum order is 100)

|                 |   |                |            |            |              |                  |              |             |              |           |            |             |  |  |
|-----------------|---|----------------|------------|------------|--------------|------------------|--------------|-------------|--------------|-----------|------------|-------------|--|--|
| <b>9351-XXX</b> | Schlage MIFARE Classic 1K byte/8k bit Silicone Wristband (minimum order is 100)<br>Available in eleven colors   | <b>\$10.50</b> |            |            |              |                  |              |             |              |           |            |             |  |  |
|                 | <table border="0"> <tr> <td>BLK = Black</td> <td>BLU = Blue</td> <td>PNK = Pink</td> </tr> <tr> <td>PLE = Purple</td> <td>CYN = Light Blue</td> <td>ONG = Orange</td> </tr> <tr> <td>GRN = Green</td> <td>YEL = Yellow</td> <td>RED = Red</td> </tr> <tr> <td>LME = Lime</td> <td>WHI = White</td> <td></td> </tr> </table> | BLK = Black    | BLU = Blue | PNK = Pink | PLE = Purple | CYN = Light Blue | ONG = Orange | GRN = Green | YEL = Yellow | RED = Red | LME = Lime | WHI = White |  |  |
| BLK = Black     | BLU = Blue  | PNK = Pink     |            |            |              |                  |              |             |              |           |            |             |  |  |
| PLE = Purple    | CYN = Light Blue  | ONG = Orange   |            |            |              |                  |              |             |              |           |            |             |  |  |
| GRN = Green     | YEL = Yellow  | RED = Red      |            |            |              |                  |              |             |              |           |            |             |  |  |
| LME = Lime      | WHI = White   |                |            |            |              |                  |              |             |              |           |            |             |  |  |

Pricing/product description subject to change without notice.

**Schlage Proximity Credentials**

- 125 kHz proximity technology
- Compatible with most HID Proximity formats up to 37 bits
- Compatible with most HID readers

**(Minimum order is 100)**

|                 |  |                |
|-----------------|--|----------------|
| <b>7410</b>     | Proximity Card Clamshell   | <b>\$3.50</b>  |
| <b>7510</b>     | Proximity Card ISO Glossy White  | <b>\$5.90</b>  |
| <b>7510M1</b>   | Proximity and Magnetic Stripe Card ISO Glossy White                          | <b>\$6.60</b>  |
| <b>7610</b>     | Proximity Keyfob (minimum order is 50)                                       | <b>\$6.10</b>  |
| <b>7610T</b>    | Proximity Thin Keyfob (minimum order is 50)                                  | <b>\$6.50</b>  |
| <b>7010</b>     | Proximity PVC Adhesive Disk (35 mm Disk) (minimum order is 50)               | <b>\$5.60</b>  |
| <b>IBF-110</b>  | Combo Keyfob, 125 kHz Proximity and iButton (minimum order is 50)            | <b>\$14.60</b> |
| <b>IBF-120</b>  | Combo Key FOB, 125kHz Proximity and iButton, user Blue (minimum order is 50) | <b>\$20.30</b> |
| <b>IBWB-110</b> | Combo Keyfob, 125 kHz Proximity without iButton (minimum order 50)           | <b>\$7.30</b>  |

**Proximity Credentials Comparison Guide**

| Schlage Product Number         | HID Product Number |
|--------------------------------|--------------------|
| <b>125 kHz Proximity Cards</b> |                    |
| 7410                           | 1326               |
| 7510M1                         | 1336/1536          |
| 7610                           | 1346               |
| 7510                           | 1386/1586          |
| 7010                           | 1391               |

**Please Note:**

*This chart offers comparable part numbers, these are not direct replacements. Please use this chart as a guide and reference the spec sheet for the part specified to determine compatibility.*

**PRX Offering has been discontinued effective May 6, 2019**

**Credential Transition Guide**

| PRX # | Schlage Product # | Description   |
|-------|-------------------|---|
| PRX1  | 7410              | Proximity Card - .075" thick Clamshell                                    |
| PRX3  | 7510              | Proximity Card - Credit card size and .033" thick ISO Glossy White        |
| PRX4  | 7510M1            | Proximity Card - Dual Technologies - Magnetic Stripe and Prox .033" thick |
| PRX5  | 7710              | Proximity PVC Adhesive Disk, .042" thick                                  |
| PFI   | 7610              | Proximity Keyfob  |

See Schlage Proximity Credentials page for pricing

Reference CardTrax Account: CTP01462, (37 bit, Facility Code 1462) to receive the same programming information as the old PRX#

**Magnetic Stripe Credentials**

|             |  |               |
|-------------|--|---------------|
| <b>MAG1</b> | Magnetic Stripe Card - not encoded, no logo. (minimum order is 100)  | <b>\$2.80</b> |
| <b>MAG2</b> | Magnetic Stripe Card - Encoded (track 2 and track 3) with Schlage Logo. (minimum order is 100)                             | <b>\$3.70</b> |
| <b>MAG3</b> | Magnetic Stripe Card - Encoded, no printing. Must have an enrollment reader to use this credential. (minimum order is 100) | <b>\$3.70</b> |

**iButton Credentials**

|                |                                      |                   |
|----------------|--------------------------------------|-------------------|
| <b>IBA</b>     | iButton (Adhesive Back)              | <b>\$8.10</b>     |
| <b>IBF</b>     | iButton on Fob - Black               | <b>\$12.50</b>    |
| <b>IBF-100</b> | 100 pack - iButton on keyfob - black | <b>\$1,023.00</b> |

Allegion, the Allegion logo, and XceedID are trademarks of Allegion plc, its subsidiaries and/or affiliates in the United States and other countries. All other trademarks are the property of their respective owners.

HID and Indala are both ® registered.

Pricing/product description subject to change without notice.

**Slot Punch Options**

|            |  |                        |
|------------|--|------------------------|
| <b>SPV</b> | Vertical Slot Punch for ISO Cards (not available for magnetic stripe cards)<br>MUST BE ORDERED WITH CARDS. | <b>\$0.46 per card</b> |
| <b>SPH</b> | Horizontal Slot Punch for ISO Cards, including those with Magnetic Stripe<br>MUST BE ORDERED WITH CARDS.   | <b>\$0.46 per card</b> |

**Programming Fee**

|                        |                                 |                        |
|------------------------|---------------------------------|------------------------|
| <b>Magnetic Stripe</b> | Magnetic Stripe Programming Fee | <b>\$1.00 per card</b> |
|------------------------|---------------------------------|------------------------|

**Custom Artwork**

|                  |                               |                        |
|------------------|-------------------------------|------------------------|
| <b>One-Sided</b> | One-sided printed artwork fee | <b>\$0.19 per card</b> |
| <b>Two-Sided</b> | Two-sided printed artwork fee | <b>\$0.29 per card</b> |

Please Note: Credential Services do not receive discounts or quotes.



**CARDTRAX™ Application Overview**

Thank you for your interest in CardTrax™, an account tracking program designed for individual end users or Integrator/OEMs to ensure card numbers are never duplicated.

There are two types of CardTrax™ accounts available, Standard CardTrax™ and Restricted CardTrax™. Standard CardTrax™ accounts are available for end users, PACS/OEM's and integrator customers. The account will track bit format, facility code, and Badge ID information. It will never allow duplicates to be sent to that specific customer. Restricted CardTrax™ accounts (bit formats 35C and 40X) are reserved for end users only. This type of account will track bit format facility code and Badge ID information. The bit format and facility code combination can only be registered by one end user, and once registered it is not available to any other end user.

To enroll, an organization must complete the application and authorization form and submit them to [cardtrax@allegion.com](mailto:cardtrax@allegion.com) inbox. This document will assist in the application process providing additional information. Allegion requires all previously established accounts to complete the application, so that records can be updated and properly maintained.

**CardTrax™ Application Page 1**

**• Company Contact Information**

- This is the information for the End User

**• CardTrax™ Programming Information**

- Enter the required programming to create your CardTrax™ account
- The guide beneath the CardTrax™ Programming Information shows you the bit formats available for use with the CardTrax™ program and the corresponding ranges. Please adhere to the guidelines.

**• Please note the disclaimer.** If you have a restricted CardTrax™ account (35C or 40X) we ask that you have continuous activity to maintain this service.

**CardTrax™ Application Page 2**

**• The Authorization Form**

- If you have an existing CardTrax™ account, please indicate and provide the account number.
- If this is for a new account, please check - New CardTrax™ Account

**• Authorized account manager**

- The owner of the CardTrax™ account needs to establish the authorized account manager. This could be the same contact provided on page 1 of the application in which case check "Same as Application form". If the contact is different please provide the correct contact.
  - The authorized account manager is the only individual authorized to make any changes to the account, including but not limited to the authorized purchasers.
  - For restricted CardTrax™ accounts the authorized account manager must be the end user and cannot be a PACS/OEM or Integrator.

**• Approved Purchasers**

- This section is for information on dealers allowed to place orders with this account for the end user

**• Signature**

- The end user signature is required on the application. Please also print name and date.

*For any future authorization changes please resubmit page 2 of the CardTrax™ Application, the Authorization Form, to [cardtrax@allegion.com](mailto:cardtrax@allegion.com) and reference your current CardTrax™ account number*





# CARDTRAX™

## Application Form

CardTrax™ is a program designed for an individual End User or an Integrator/OEM. Please fill in the appropriate section below. The program guarantees no duplication of Badge ID numbers with a unique Facility Code for 35C or 40X bit formats only and which are only encoded by Allegion. For other formats, there is no guarantee of not duplicating Badge ID numbers with other users. It will be for the sole purpose of tracking numbers through Allegion.

### Company Contact Information

Company Name \_\_\_\_\_  
 Address \_\_\_\_\_  
 City, State, Zip \_\_\_\_\_  
 Primary Contact\* \_\_\_\_\_  
 Title \_\_\_\_\_  
 Phone Number \_\_\_\_\_  
 Email Address \_\_\_\_\_

\*This person will be the main contact for information and assignment of Approved Purchasers regarding this account. The **Authorization Form** must be completed and submitted with this application.

### CardTrax™ Programming Information

Bit Format\*\* \_\_\_\_\_  
 Facility Code\*\*\* \_\_\_\_\_  
 Start Number \_\_\_\_\_

\*\*If this is an existing 35C conversion, a credential must be provided for verification of facility code  
 \*\*\*If Facility Code is already in use, a different Facility Code will be required

| Bit Formats*             | Facility Code Range | Number Range  | Prox | Smart |
|--------------------------|---------------------|---------------|------|-------|
| 26A                      | 0-255               | 0-65,535      | Y    | Y     |
| 35C (125 kHz Standard)   | 0-4,095             | 0-1,048,575   | Y    | Y     |
| 37X                      | 0-65,535            | 0-524,288     | Y    | Y     |
| 40X (13.56 MHz Standard) | 0-1,023             | 0-268,435,455 | N    | Y     |

\*All bit formats are available through CardTrax™. We guarantee no duplication of credential numbers with a unique facility code for 35C or 40X bit formats only and which are only encoded by Allegion.

### \*Disclaimers\*

\* For restricted CardTrax™ accounts (35C or 40X) we ask that you have continuous activity to maintain this service.  
 \*\*\*\*Gaps in Badge ID sequence may occur when there are order edits, deletions or entry errors.

CT Account Number (internal use only) \_\_\_\_\_

Pricing/product description subject to change without notice.

CARDTRAX™ Application

CARDTRAX™

Authorization Form

New CardTrax™ account

Edit to Existing CardTrax™ Account  
CT Number: \_\_\_\_\_

Authorized Account Manager

Check this box if same as "Primary Contact" on Application Form; otherwise complete this section:

Company Name \_\_\_\_\_  
Address \_\_\_\_\_  
City, State, Zip \_\_\_\_\_  
Contact Name \_\_\_\_\_  
Title \_\_\_\_\_  
Phone Number \_\_\_\_\_  
Email Address \_\_\_\_\_

Approved Purchasers (Direct Account Partner of Allegion) minimum of one required:

Company Name \_\_\_\_\_  
Address \_\_\_\_\_  
City, State, Zip \_\_\_\_\_  
Contact Name \_\_\_\_\_  
Title \_\_\_\_\_  
Phone Number \_\_\_\_\_  
Email Address \_\_\_\_\_

Company Name \_\_\_\_\_  
Address \_\_\_\_\_  
City, State, Zip \_\_\_\_\_  
Contact Name \_\_\_\_\_  
Title \_\_\_\_\_  
Phone Number \_\_\_\_\_  
Email Address \_\_\_\_\_

Company Name \_\_\_\_\_  
Address \_\_\_\_\_  
City, State, Zip \_\_\_\_\_  
Contact Name \_\_\_\_\_  
Title \_\_\_\_\_  
Phone Number \_\_\_\_\_  
Email Address \_\_\_\_\_

I authorize the Approved Purchaser(s) listed above to order credentials using the specified CardTrax™ account number.

\_\_\_\_\_  
Printed Name + Signature (Authorized Account Manager)

\_\_\_\_\_  
Date

CT Account Number (internal use only) \_\_\_\_\_

Pricing/product description subject to change without notice.

**Print Scheme Options (PS#)**

ID numbers are printed on the back of the cards. All the cards shown are picture samples for ID number locations only. Other variables on the card, such as logo and slot punch location are dependent on choices indicated on the Credential Order Form. Please indicate the print scheme option you would like on your purchase order. If a print scheme isn't selected, the default 01 print scheme will be provided..

**01 (Default)**

ISO card with Technology, Bit Format, Order Number and Badge ID, bottom right hand corner



**02**

ISO card with Badge ID, bottom right hand corner



**03**

ISO card with Technology, Bit Format, Order Number and Badge ID, upper right hand corner




**04**

ISO card with Badge ID, upper right hand corner




**05**

ISO card with Technology, Bit Format, Order Number and Badge ID, upper left hand corner




**06**

ISO card with Badge ID, upper left hand corner




**07**

ISO card with Technology, Bit Format, Order Number and Badge ID, bottom left hand corner



**08**

ISO card with Badge ID, bottom left hand corner



**09**

Clamshell card with Technology, Bit Format, Order Number and Badge ID, bottom right hand corner




**10**

Clamshell card with Badge ID, bottom right hand corner




**11**

Clamshell card with Technology, Bit Format, Order Number and Badge ID, bottom left hand corner



**12**

Clamshell card with Badge ID, bottom left hand corner



**13**

Clamshell card with existing supplier part number, 88I, lower left hand corner



**14**

ISO card with existing supplier part number, 88I, lower right hand corner



**15**

No numbers printed

| KEY  |                                   |
|------|-----------------------------------|
| T    | Technology                        |
| P    | Proximity                         |
| S    | Smart                             |
| C    | Combo/Multi                       |
| FFF  | Format Number (Fixed)             |
| SSSS | Order Number (Fixed)              |
| BID  | Badge ID Number                   |
| PN   | Existing Printed PN from Supplier |

Pricing/product description subject to change without notice.

## Custom Artwork

### Custom Artwork

Custom cards offer a way to stand out from the crowd and provide a way to creatively express features of your business. Display your company logo, showcase unique artwork, or convey a simple sales message with a custom credential.

#### How Does it Work?

- 1) Contact Inside Sales at 855-248-0302 or [customartwork@allegion.com](mailto:customartwork@allegion.com) to get started. Art requirements will be provided to start the process.
- 2) Once your team has reviewed the requirements and designed its artwork, submit your order request and artwork to [customartwork@allegion.com](mailto:customartwork@allegion.com). Include reference to CMYK in the art template. The artwork should be submitted as an AI, EPS or PDF file.
- 3) The order request information should include the quantity, base card technology and any special requirements (external marking, magstripe programming, etc). The initial order must be for 1,000 cards or more after that a recurring minimum quantity of 500 cards per order. There will be a minimum artwork proof set-up fee of \$450.
- 4) A quote and proof will be created and emailed for your review and approval. Upon customer approval, a custom artwork number to be included on your PO will be assigned (CA-xxxx).
- 5) This CA number will be valid for one year. If no additional orders are placed within 12 months, there will be another minimum artwork proof set-up fee of \$450.
- 6) Next, simply submit your PO with the assigned custom artwork number and our team will begin producing your cards.
- 7) There is a 6 week to 8 week lead-time on all orders from when the PO (not the order request) gets submitted.  
\*\*\* (during peak high demand periods the lead-time may be as long as 10 weeks therefore advise your client to order well ahead of their required deployment date.).

**Notes:** Available for all ISO and clamshell cards  
Design must fit within space allotted  
Contact Inside Sales at 855-248-0302 or [customartwork@allegion.com](mailto:customartwork@allegion.com) with any questions throughout the process.

|  |           |
|--|-----------|
| <b>NETWORKED READERS - TABLE OF CONTENTS</b> |           |
| <b>READERS OVERVIEW</b>                      | <b>38</b> |
| <b>HOW TO ORDER</b>                          | <b>39</b> |
| <b>READERS</b>                               | <b>40</b> |
| Multi-Technology Readers                     | 40        |
| Multi-Technology Magnetic Strip Readers      | 40        |
| Smart Card Readers                           | 40        |
| Proximity Readers                            | 40        |
| <b>READER PARTS</b>                          | <b>41</b> |
| Reader Replacement Parts                     | 41        |
| Reader Covers                                | 41        |
| <b>ENROLLMENT READERS</b>                    | <b>42</b> |
| <b>READER AND KEYPADS - OTHER</b>            | <b>43</b> |
| Magnetic Strip Readers                       | 43        |
| Enrollment Readers for Schlage Express       | 43        |
| iButton Readers                              | 43        |
| Screamble Keypads                            | 44        |
| Electronic Keypads                           | 44        |
| Offline Keypads                              | 44        |

**CONTACT INFORMATION FOR SCHLAGE READERS AND CREDENTIALS**

Email Order To: Readers.Credentials.Orders@allegion.com  
 Fax Order To: 866-954-1779  
 Payment Address: XceedID Corporation  
 15934 Collections Center Drive  
 Chicago, IL 60693

|   |  |
|---|--|
| <b>877-671-7011</b>   |  |
| <b>Customer Service:</b>  | <b>Technical Support:</b>  |
| Order Status, Credit Returns of Non-Defective Products, General Sales Questions                     | Technical Questions/Issues, Returns of Defective Products, Repairs                               |
| Email Requests to: Sales Support contact information on Page 2.                                     | Contact For Technical Assistance:<br>Readers_Credentials_Biometrics_TechProdSupport@allegion.com |
| <b>Inside Sales 855-248-0302</b>  |  |
| General Sales Questions, Pre-printed cards, CardTrax Accounts<br>ElectronicInsideSales@allegion.com |  |

*For Credentials Warranty Information please see page 11.*

**Pricing/product description subject to change without notice.**

With our versatile multi-technology, smart and proximity reader options, we have a solution for any physical access control need. Our comprehensive, yet simple reader line-up is suitable for any new smart or proximity installation.

### Schlage Multi-Technology Readers

Schlage multi-technology readers are ideal for any new smart, proximity, or magnetic stripe installation—or as a cost effective way to migrate from existing magnetic stripe or proximity to smart technology.

- 125 kHz proximity and 13.56 MHz contactless smart card technology in one reader
- Magnetic stripe option, reads track 2 default, tracks 1 and 3 configurable
- Reads ISO 14443 A/B and 15693 credentials
- Compatible with:
  - Schlage smart credentials using MIFARE Classic®, MIFARE Plus® and MIFARE® DESFire® EV1
  - Schlage mobile credentials using NFC technology
  - Most popular proximity credentials including Schlage, XceedID, HID®, GE/Casi ProxLite®, AWID®, and LenelProx®
  - CSN of most existing 13.56 MHz credentials
  - Magnetic stripe
- Wiegand interface (RS-485 available)
- FIPS 201-2 compliant
- Tri-state LED (red, green, amber) and audible status alert
- Standard color is black. Gray, brown and cream colors are available, longer lead times may apply.

### Schlage Smart Readers

The Schlage smart mini-mullion reader is an excellent option for a smart-only installation.

- 13.56 MHz single frequency contactless smart card technology
- Reads ISO 14443 A/B and 15693 credentials
- Compatible with:
  - Schlage smart credentials using MIFARE Classic®, MIFARE Plus® and MIFARE® DESFire® EV1
  - Schlage mobile credentials using NFC technology
  - CSN of most existing 13.56 MHz credentials
- Wiegand interface
- FIPS 201-2 compliant
- Tri-state LED (red, green, amber) and audible status alert
- Standard color is black. Gray, brown and cream colors are available, longer lead times may apply.

### Schlage Proximity Readers

This mini-mullion reader is a great solution for proximity-only facilities.

- 125 kHz single frequency proximity technology
- Compatible with:
  - Most popular proximity credentials including Schlage, XceedID, HID®, GE/Casi ProxLite®, AWID®, and LenelProx®
- Tri-state LED (red, green, amber) and audible status alert
- Wiegand interface
- Standard color is black. Gray, brown, and cream colors are available, longer lead times may apply.

Allegion, the Allegion logo, and Schlage are trademarks of Allegion plc, its subsidiaries and/or affiliates in the United States and other countries. All other trademarks are the property of their respective owners.

## How to Order:

Follow the steps below to build the full part number for the reader you wish to order. Use the sample below to determine how to write your part number on your PO.

Sample Part Number:

**MTK15 – 485 – C – PIV8**

**1. Reader Model Number**

**2. RS-485**

(optional – Multi-Tech Readers Only)

**3. Color Option**

Black (standard) – leave blank  
 Cream – add “C”  
 Warm Tone Brown – add “BN”  
 Cool Tone Gray – add “G”

**4. PIV Format**

(optional; see chart below for formats)

### 1. Choose Your Reader Model

See page 40 for available models.

### 2. RS-485 Capability

Schlage readers (multi-technology only) have been designed with an option to interface directly with controllers that utilize RS-485 protocol. RS-485 is a communication protocol that allows a two way communication between the reader and the panel, for example OSDP protocol.

To order readers with RS-485 capability, add “-485” after the reader model number. If you are using the standard Wiegand protocol, do not add a suffix (leave blank).

### 3. Reader Color Options

Schlage Readers are available in four color options. Add the appropriate suffix after the reader model number and RS-485 option (if applicable).

Black (standard) – do not add a color suffix, **leave blank**  
 Cream – **add “C”**  
 Warm Tone Brown – **add “BN”**  
 Cool Tone Gray – **add “G”**

If the RS-485 option is chosen, add the color suffix after “-485.” If the RS-485 option is not chosen, add the color suffix after the reader part number (ex: MT11BN).

### 4. PIV Format

75-bit PIV is the default format for all Schlage readers. Other format requirements are determined by the access control system, agency requirements, and customer specifications. The other available formatting options are listed below. Add “PIV” and the format number after the reader model number, RS-485 option (if applicable), and color suffix (if applicable).

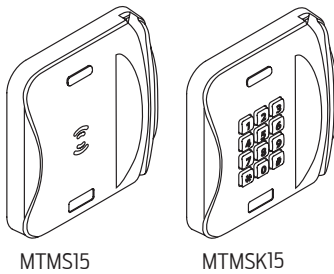
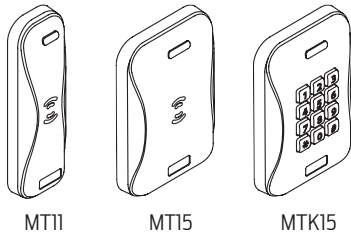
| Format Number | Bit Information                                   |
|---------------|---|
| 1             | 75-bit PIV  |
| 2             | 58-bit TWIC/CAC                                   |
| 3             | 200-bit FASC-N                                    |
| 4             | 64-bit (BCD) TWIC/CAC                             |
| 5             | 83-bit TWIC/CAC                                   |
| 6             | 66-bit (58-bit format + TSM) TWIC/CAC             |
| 7             | 64-bit (58-bit format (no parity) + TSM) TWIC/CAC |
| 8             | 91-bit (83 bit format + TSM) TWIC/CAC             |
| 9             | 40-bit BCD  |
| 10            | 40-bit reversed BCD                               |
| 11            | 64-bit BCD  |
| 12            | 64-bit reversed BCD                               |
| 13            | 128-bit BCD                                       |
| 14            | 128-bit reversed BCD                              |
| 15            | 58-bit HSE  |

If you need assistance in determining the PIV format for your facility, please contact your Allegion sales representative directly.

### 5. Special Instructions

Please specify any other special instructions directly on your PO.

Pricing/product description subject to change without notice.



### Schlage Multi-Technology Readers

|                  |   |                 |
|------------------|---|-----------------|
| <b>MT11</b>      | <b>Multi-Technology Reader – Mullion Mount</b><br>Dimensions: 5.91" x 1.72" x 0.81". Power required: 5-16 VDC         | <b>\$369.00</b> |
| <b>MT15</b>      | <b>Multi-Technology Reader – Wall Mount</b><br>Dimensions: 5.1" x 3.25" x 0.76". Power required: 5-16 VDC             | <b>\$369.00</b> |
| <b>MTK15</b>     | <b>Multi-Technology Reader – Wall Mount with Keypad</b><br>Dimensions: 5.1" x 3.25" x 0.76". Power required: 5-16 VDC | <b>\$591.00</b> |
| <b>MT11-485</b>  | <b>Multi-Technology Reader – Mullion Mount</b><br>Dimensions: 5.91" x 1.72" x 0.81". Power required: 5-16 VDC         | <b>\$369.00</b> |
| <b>MT15-485</b>  | <b>Multi-Technology Reader – Wall Mount</b><br>Dimensions: 5.1" x 3.25" x 0.76". Power required: 5-16 VDC             | <b>\$369.00</b> |
| <b>MTK15-485</b> | <b>Multi-Technology Reader – Wall Mount with Keypad</b><br>Dimensions: 5.1" x 3.25" x 0.76". Power required: 5-16 VDC | <b>\$591.00</b> |

### Schlage Multi-Technology Magnetic Stripe Readers

|                    |  |                 |
|--------------------|--|-----------------|
| <b>MTMS15</b>      | <b>Multi-Technology Magnetic Stripe Reader – Wall Mount</b><br>Dimensions: 4.43" x 5.17" x 1.15". Power required: 5-16 VDC             | <b>\$668.00</b> |
| <b>MTMSK15</b>     | <b>Multi-Technology Magnetic Stripe Reader – Wall Mount with Keypad</b><br>Dimensions: 4.43" x 5.17" x 1.15". Power required: 5-16 VDC | <b>\$903.00</b> |
| <b>MTMS15-485</b>  | <b>Multi-Technology Magnetic Stripe Reader – Wall Mount</b><br>Dimensions: 4.43" x 5.17" x 1.15". Power required: 5-16 VDC             | <b>\$668.00</b> |
| <b>MTMSK15-485</b> | <b>Multi-Technology Magnetic Stripe Reader – Wall Mount with Keypad</b><br>Dimensions: 4.43" x 5.17" x 1.15". Power required: 5-16 VDC | <b>\$903.00</b> |

### Schlage Contactless Smart Card Readers

|             |  |                 |
|-------------|--|-----------------|
| <b>SM10</b> | <b>Schlage Contactless Smart Card Reader – Mini-Mullion Mount</b><br>Dimensions: 4.26" x 1.72" x 0.81". Power required: 5-16 VDC | <b>\$179.00</b> |
|-------------|--|-----------------|

### Schlage Proximity Readers

|             |   |                 |
|-------------|---|-----------------|
| <b>PR10</b> | <b>Proximity Reader – Mini-Mullion Mount</b><br>Dimensions: 4.26" x 1.72" x 0.81". Power required: 5-16 VDC | <b>\$179.00</b> |
|-------------|---|-----------------|



**Reader Replacement Parts**

|                 |  |                 |
|-----------------|--|-----------------|
| <b>23846462</b> | Pigtail – 18 inch  | <b>\$44.70</b>  |
| <b>23933104</b> | Screw pack   | <b>\$12.80</b>  |
| <b>47252693</b> | Magnetic Stripe Read Head  | <b>\$128.00</b> |
| <b>23846355</b> | Mini-Mullion Backplate   | <b>\$26.70</b>  |
| <b>23846439</b> | Single Gang Backplate  | <b>\$26.70</b>  |
| <b>23846397</b> | Mullion Backplate  | <b>\$26.70</b>  |
| <b>24152654</b> | Magnetic Stripe Backplate  | <b>\$53.60</b>  |
| <b>CP-11</b>    | Cosmetic Backplate Cover – Mini Mullion /Mullion (6.70" x 2.50") | <b>\$33.40</b>  |
| <b>CP-15</b>    | Cosmetic Backplate Cover – Single Gang (5.65" x 3.85")           | <b>\$33.40</b>  |
| <b>CP-21</b>    | Cosmetic Backplate Cover – Mid-Range (6.45" x 5.50")             | <b>\$33.40</b>  |

**Reader Covers**

*Standard color for readers is black. Gray, brown and cream colors are available, longer lead times may apply.*

|                 |   |                |
|-----------------|---|----------------|
| <b>23846520</b> | Mini-Mullion – Black                          | <b>\$26.70</b> |
| <b>23846546</b> | Mini-Mullion – Warm-Tone Brown                | <b>\$26.70</b> |
| <b>23846538</b> | Mini-Mullion – Cool-Tone Gray                 | <b>\$26.70</b> |
| <b>23920648</b> | Mini-Mullion – Cream                          | <b>\$26.70</b> |
| <b>23846553</b> | Mullion – Black                               | <b>\$26.70</b> |
| <b>23846579</b> | Mullion – Warm-Tone Brown                     | <b>\$26.70</b> |
| <b>23846561</b> | Mullion – Cool-Tone Gray                      | <b>\$26.70</b> |
| <b>23920655</b> | Mullion – Cream                               | <b>\$26.70</b> |
| <b>23846587</b> | Single Gang – Black                           | <b>\$26.70</b> |
| <b>23846603</b> | Single Gang – Warm-Tone Brown                 | <b>\$26.70</b> |
| <b>23846595</b> | Single Gang – Cool-Tone Gray                  | <b>\$26.70</b> |
| <b>23920598</b> | Single Gang – Cream                           | <b>\$26.70</b> |
| <b>23846611</b> | Single Gang with Keypad – Black               | <b>\$26.70</b> |
| <b>23846637</b> | Single Gang with Keypad – Warm-Tone Brown     | <b>\$26.70</b> |
| <b>23846629</b> | Single Gang with Keypad – Cool-Tone Gray      | <b>\$26.70</b> |
| <b>23920606</b> | Single Gang with Keypad – Cream               | <b>\$26.70</b> |
| <b>24064149</b> | Magnetic Stripe – Black                       | <b>\$53.60</b> |
| <b>24064156</b> | Magnetic Stripe – Warm-Tone Brown             | <b>\$53.60</b> |
| <b>24064172</b> | Magnetic Stripe – Cool-Tone Gray              | <b>\$53.60</b> |
| <b>24064164</b> | Magnetic Stripe – Cream                       | <b>\$53.60</b> |
| <b>24064198</b> | Magnetic Stripe with Keypad – Black           | <b>\$53.60</b> |
| <b>24064206</b> | Magnetic Stripe with Keypad – Warm-Tone Brown | <b>\$53.60</b> |
| <b>24064222</b> | Magnetic Stripe with Keypad – Gray            | <b>\$53.60</b> |
| <b>24064214</b> | Magnetic Stripe with Keypad – Cream           | <b>\$53.60</b> |

Pricing/product description subject to change without notice.

## Enrollment Readers

### Enrollment Readers

|              |   |                 |
|--------------|---|-----------------|
| <b>MT20</b>  | USB/MIFARE/EV1 Enrollment Reader                  | <b>\$618.00</b> |
| <b>MT20W</b> | USB/WIFI/MIFARE/EV1 Enrollment, Read-Write Reader | <b>\$618.00</b> |

Pricing/product description subject to change without notice.

**Magnetic Stripe Readers**

|              |   |                 |
|--------------|---|-----------------|
| <b>SMR5</b>  | <b>Magnetic Stripe Card Reader</b><br>Weatherized for outdoor use with a cast metal housing and optional wall plate. The SMR5 has one LED. Standard color is black, also available in Beige. Standard is 5 VDC. Must specify for 12 VDC.        | <b>\$474.00</b> |
| <b>SMR10</b> | <b>Magnetic Stripe Card Reader</b><br>Weatherized for outdoor use with a cast metal housing and optional wall plate. The SMR10 has two LED's. Standard color is black, also available in Beige. Standard is 5 VDC. Must specify for 12 VDC.     | <b>\$637.00</b> |
| <b>SMR20</b> | <b>Magnetic Stripe Card Reader with Keypad</b><br>Weatherized for outdoor use with a cast metal housing and optional wall plate. The SMR20 has integrated membrane keypad. AVAILABLE IN BEIGE ONLY. Standard is 5 VDC. Must specify for 12 VDC. | <b>\$924.00</b> |
| <b>SWP10</b> | <b>Wall Plate for Mercury Magnetic Stripe Card Reader</b><br>Metal Wall Plate (Beige or Black) for MR5, MR10 and MR20 magnetic card readers.  | <b>\$27.60</b>  |
| <b>SWS10</b> | <b>Weather Shield for SMR5, SMR10 and SMR20 Readers</b><br>Brushed Stainless vertical mount.  | <b>\$104.00</b> |

**Enrollment Readers for Schlage Express**

|             |  |                 |
|-------------|--|-----------------|
| <b>CRM2</b> | <b>Magstripe Enrollment Reader for Schlage Express</b> | <b>\$730.00</b> |
| <b>CRP2</b> | <b>Proximity Enrollment Reader for Schlage Express</b> | <b>\$589.00</b> |

**iButton Readers**

|                |  |                 |
|----------------|--|-----------------|
| <b>SRT-100</b> | <b>iButton Mullion Mount Reader</b><br>The SRT100 iButton Mullion-Mount Reader provides solid construction with a 1/4" thick brushed anodized aluminum face plate and stainless steel read head. Bi-color LED and Sonalert provide users with both visual and audible indicators. 26 bit Wiegand output. | <b>\$959.00</b> |
|----------------|--|-----------------|

Pricing/product description subject to change without notice.

## Keypads



### Scramble Keypads

|                    |  |                   |
|--------------------|--|-------------------|
| <b>SERIII-W-GR</b> | <b>Scramble Keypad (Gray)</b><br>The keypad is designed to prevent onlookers from detecting the code being entered. Each key is lighted by an LED with a different set of numbers every time the keypad is used. Weatherized for outdoor applications with a Wiegand output. Power requirements: 8-14 VDC. Standard color is gray. Also available in black (SERIII-W-BLK). | <b>\$2,296.00</b> |
| <b>SMK-2-GR</b>    | <b>Scramble Keypad Surface Mount Kit (Gray)</b><br>Surface Mount Kit and tamper proof screws. Standard color is gray. Also available in black (SMK-2-BLK).   | <b>299.00</b>     |
| <b>SSMK-2-ADA</b>  | <b>Scramble Keypad Surface Mount Kit (ADA Compliant)</b><br>Surface Mount Kit and tamper proof screws. ADA compliant.  | <b>575.00</b>     |
| <b>PMK-2-GR</b>    | <b>Panel Mount Kit (Gray)</b><br>Standard color is gray. Also available in black (PMK-2-BLK).  | <b>242.00</b>     |
| <b>SPMK-2-GR</b>   | <b>Panel Mount Kit w/ Steel Back Box (Gray)</b><br>Steel back box with tamper proof screws. Standard color is gray. Also available in black (SPMK-2-BLK).  | <b>262.00</b>     |

**Note:** Mounting Kits are sold separately and required for usage with Scramble Keypads.

### Electronic Keypads

|                 |   |               |
|-----------------|---|---------------|
| <b>SEKPDMWG</b> | <b>Electronic Keypad (Mullion Mount)</b><br>Stainless faceplate with keypad. Weatherized for outdoor use - 2x6 Matrix (5 or 12 VDC) Wiegand output. | <b>604.00</b> |
| <b>SEKPDWG</b>  | <b>Electronic Keypad</b><br>Stainless faceplate with keypad. Weatherized for outdoor use - 3x4 Matrix (5 or 12 VDC) Wiegand output.                 | <b>876.00</b> |
| <b>SEKPD8B</b>  | <b>Electronic Keypad</b><br>Stainless faceplate with keypad. Weatherized for outdoor use - 3x4 Matrix (5 or 12 VDC) Wiegand output, 8 bit word.     | <b>856.00</b> |

### Offline Keypads

|                 |   |                 |
|-----------------|---|-----------------|
| <b>KP232</b>    | <b>Mullion-mount Keypad</b><br>Mullion style, back lighted hard plastic keys, weather resistant; indoor/outdoor, doorbell key, main relay and three independent outputs, secured installation, aluminum finish.                               | <b>\$893.00</b> |
| <b>KP212</b>    | <b>Mullion-mount Keypad</b><br>Back lighted hard plastic keys, weather resistant; indoor/outdoor, doorbell key and relay, secured installation, aluminum finish.  | <b>\$778.00</b> |
| <b>KP2000E</b>  | <b>Flush-mount Backlit Access Control Keypad</b><br>Indoor/outdoor design, single gang, illuminated backlit keys, and sounder, Wiegand and Secured Series outputs, for stand-alone applications, 5 year warranty.                             | <b>\$510.00</b> |
| <b>KP2000EM</b> | <b>Flush-mount Durable Metal Access Control Keypad</b><br>Indoor/outdoor single gang, durable metal trim, heavy duty metal keys with Braille, and sounder, Wiegand and Secured Series outputs, for stand-alone applications, 5 year warranty. | <b>\$712.00</b> |

Pricing/product description subject to change without notice.

**MULTI-FAMILY - TABLE OF CONTENTS**

|  |           |
|--|-----------|
| <b>FINISH CODES AND DESCRIPTIONS</b>                     | <b>45</b> |
| <b>SCHLAGE CONTROL™ SMART INTERCONNECT LOCKS</b>         | <b>46</b> |
| Standard Features  | 46        |
| Specifications   | 46        |
| How To order   | 46        |
| Latch  | 47        |
| Handing  | 47        |
| Deco Trim  | 47        |
| Strike Combinations                                      | 47        |
| Deadbolt Strike Options                                  | 47        |
| Deadlatch Strike Options                                 | 47        |
| <b>SCHLAGE CONTROL™ SMART DEADBOLTS</b>                  | <b>48</b> |
| Standard Features  | 48        |
| Specifications   | 48        |
| How To Order   | 48        |
| Latch  | 49        |
| BE467F Strike Options                                    | 49        |
| Thick Door Kit   | 49        |
| Screw Packs  | 49        |
| <b>ELECTRONIC LOCKING SYSTEMS</b>                        | <b>50</b> |
| Schlage Control™ Smart Locks                             | 50        |
| Schlage Smart Credential Using MiFare® Classic           | 50        |
| Multi-Tech Technology: Proximity and Schlage Credentials |           |
| Using MIFARE® Classic                                    | 50        |
| Credential Enrollment Reader                             | 50        |

**Finish Codes and Descriptions**

| <b>Code</b> |          | <b>Description</b>     |
|-------------|----------|------------------------|
| 619         | (US 15)  | Satin Nickel           |
| 622         | (US19)   | Matte Black            |
| 625         | (US 26)  | Bright Chromium Plated |
| 626         | (US 26D) | Satin Chrome           |
| 643e        | (US 11)  | Aged Bronze            |

*\* Non-Standard finishes are not available. Available in split finish and/or split lever options for no additional charge.*

**CONTACT INFORMATION FOR LE SERIES LOCKS & DEVICES**

Payment Address: Schlage Electronic Security  
 15934 Collections Center Drive  
 Chicago, IL 60693

|   |   |
|---|---|
| <b>877-671-7011</b>   |   |
| <b>Customer Service:</b>  | <b>Technical Support:</b>   |
| Order Status, Credit Returns of Non-Defective Products, General Sales Questions | Technical Questions/Issues, Returns of Defective Products, Repairs                |
| Email Orders To:<br>Order_Entry_Schlage_Commercial@allegion.com                 | Contact For Technical Assistance:<br>Electronic_Lock_TechProdSupport@allegion.com |

Pricing/product description subject to change without notice.



FE410 with Greenwich trim with Broadway Lever



FE410 with Addison trim with Accent Lever



**Standard Features**

- Keyless, no cylinder design — 100% bump and pick-proof
- Modern credentials — smart credential and/or phone as key
- Wireless freedom — control and program by phone
- Up to 500 users per lock
- Audit trail reports up to 1,000 events
- Fits standard door prep
- 1 year battery life with BLE mobile credential capability enabled.
- 1.5 year battery life without BLE mobile credential capability enabled.
- Full suiting with Schlage mechanical locks
- Single motion egress
- ADA compliant design
- Uses ENGAGE™ Technology
- See page 42 for information on the MT20W Credential Enrollment Reader

**Specifications**

|                      |   |                          |   |
|----------------------|---|--------------------------|---|
| <b>Latch:</b>        | 1" x 2 1/4" square and round corner faceplate (square corner standard, round corner included in package) 1" edge bore required                              | <b>Credentials:</b>      | Supports Schlage MIFARE classic, Schlage MIFARE plus, Schlage DESFire EV1 (sold separately). Please refer to the Credential Section of the Allegion Electronic Security Price Book. |
| <b>Strikes:</b>      | 1 1/8" x 2 3/4", square corner, no box, latch strike  | <b>Stile Width:</b>      | Minimum 4 1/2" stile for 2 3/8" backset, minimum 5" stile for 2 3/4"  |
| <b>Backset:</b>      | Adjustable backset, fits 2-3/8" to 2 3/4" backsets  | <b>Return to Door:</b>   | Saturn (SAT), Neptune (NEP), Boardwalk (BRK) and Longitude (LON) are return to door code compliant  |
| <b>Door Range:</b>   | 1 3/8" to 1 3/4" (thick door kit available - up 2")   | <b>Center to Center:</b> | Fits 4" or 5 1/2" center to center door preps -orderable options (Please specify when ordering)   |
| <b>Battery:</b>      | 4-AA batteries included, (If loss of battery power occurs, a 9V battery can be used to jump start the lock and provide access with an assigned credential.) | <b>Certifications:</b>   | 90-minute UL Listed A 156.36 Grade 2 ANSI/BHMA certified; Canada UL 20-minute wood door rated. Approved for use where the exterior escutcheon only is exposed to the outdoors.      |
| <b>Construction:</b> | All-metal chassis and escutcheons   |                          |   |
| <b>Bore:</b>         | 2 1/8"  |                          |   |

**1. Select Lock Model**

| Part No. | Description   | Price (ea.) |
|----------|---|-------------|
| FE410F   | Schlage Control Smart Interconnect, UL Listed, 90 minutes | \$659.00    |

**2. Select Design Style**

| Style/Description | Price (ea.) |
|-------------------|-------------|
| (ADD) Addison     | n/c         |
| (GRW) Greenwich   | n/c         |

**3. Select Interconnect Type**

| Style  | Description                                  | Price (ea.) |
|--------|--|-------------|
| 4"     | For doors with 4" bore hole spacing (40)     | n/c         |
| 5-1/2" | For doors with 5 1/2" bore hole spacing (55) | n/c         |

Pricing/product description subject to change without notice.

**4. Design - Select Lever Style And Finish**

| Style / Description | 619 - Satin Nickel | 622 - Matte Black | 625 - Bright Chrome | 626 - Satin Chrome | 716 - Aged Bronze |
|---------------------|--------------------|-------------------|---------------------|--------------------|-------------------|
| ACC / Accent        | n/c                | n/c               | n/c                 | n/c                | n/c               |
| VLA / Avila         | n/c                | Not Available     | n/c                 | n/c                | n/c               |
| BIR / Birmingham    | n/c                | Not Available     | n/c                 | Not Available      | n/c               |
| BRW / Broadway      | n/c                | n/c               | n/c                 | n/c                | n/c               |
| BRK / Boardwalk     | n/c                | n/c               | n/c                 | n/c                | n/c               |
| ELA / Elan          | n/c                | n/c               | n/c                 | n/c                | n/c               |
| JAZ / Jazz          | n/c                | n/c               | n/c                 | n/c                | n/c               |
| JUP / Jupiter       | n/c                | n/c               | n/c                 | n/c                | n/c               |
| LAT / Latitude      | n/c                | n/c               | n/c                 | n/c                | n/c               |
| LON / Longitude     | n/c                | n/c               | n/c                 | n/c                | n/c               |
| MNH / Manhattan     | n/c                | Not Available     | n/c                 | n/c                | Not Available     |
| NEP / Neptune       | n/c                | n/c               | n/c                 | n/c                | n/c               |
| NBK / Northbrook    | n/c                | Not Available     | Not Available       | Not Available      | Not Available     |
| SAC / Sacramento    | n/c                | Not Available     | n/c                 | n/c                | n/c               |
| SAT / Saturn        | n/c                | n/c               | n/c                 | n/c                | n/c               |

**Latch**

| Part No. | Description  | Price (ea.)         |
|----------|--|---------------------|
| 12-356   | Combo latch, Dual option (sq + rd), Non UL bolt, UL latch - STANDARD | Not Sold Separately |

**Handing**

|      | Description  | Price (ea.) |
|------|--|-------------|
| Left | STANDARD - Can be changed to Right handed in the field | n/c         |

**Deco Trim**

| Part No. | Description  | Price (ea.) |
|----------|--|-------------|
| 06-219   | STANDARD - ADD or GRW depending on which style is selected above | n/c         |

**Strike Combinations**

| Part No. | Description  | Price (ea.) |
|----------|--|-------------|
| 10-121   | STANDARD - Combo Strike, Square Corner (10-094 & 10-026) | n/c         |
| 10-109   | 10-094 & 10-001  | n/c         |
| 10-119   | 10-081 & 10-001  | n/c         |
| 10-122   | 10-116 & 10-027  | n/c         |
| 10-123   | 10-092 & 10-027  | n/c         |
| 10-124   | 10-095 & 10-027  | n/c         |

**Deadbolt Strike Options**

| Part No. | Description   | Price (ea.) |
|----------|---|-------------|
| 10-094   | Square Corner Strike, 1 1/8" x 2 3/4" - STANDARD            | \$12.20     |
| 10-092   | 1/4" Radius round corner, full lip, no box, 1 5/8" x 2 1/4" | 7.90        |
| 10-095   | Square corner, full lip, no box, 1 5/8" x 2 1/4"            | 7.90        |
| 10-112   | Metal dust box with screws                                  | 11.70       |

**Deadlatch Strike Options**

| Part No. | Description   | Price (ea.) |
|----------|---|-------------|
| 10-026   | Square corner, full lip, no box, 1 5/8" x 2 1/4" - STANDARD | \$7.60      |
| 10-001   | Square corner, T-strike, box, 1 1/8" x 2 3/4"               | 6.50        |
| 10-027   | 1/4" Radius round corner, full lip, no box, 1 5/8" x 2 1/4" | 7.60        |

**Thick Door Kit**

| Part No. | Description                     | Price (ea.) |
|----------|---------------------------------|-------------|
| 47244555 | For doors between 1 3/4" and 2" | \$24.90     |

The Schlage Control Interconnect Lock uses the same Thick Door Kit as the Deadbolt. However, due to the latch assembly it should only be used on doors between 1 3/4" and 2".

**Screw Packs**

| Part No. | Description                                     | Price (ea.) |
|----------|---|-------------|
| 47250323 | Security Screws - Optional Security torx screws | \$7.20      |
| 47244558 | FE410 screw pack                                | 7.20        |

For Screw Packs, specify finish option (619, 622, 625, 626 or 716)

Pricing/product description subject to change without notice.



**BE467  
Greenwich  
(GRW)**



**BE467  
Addison  
(ADD)**



### Product Identification

|      |          |              |
|------|----------|--------------|
| BE   | 467      | F            |
| Lock | Function | 90 Minute UL |



### Standard Features

- Keyless, no cylinder design — 100% bump and pick-proof
- Modern credentials — smart credential and/or phone as key
- Wireless freedom — control and program by phone
- Up to 500 users per lock
- Audit trail reports up to 1,000 events
- Fits standard door prep
- 1 year battery life with BLE mobile credential capability enabled.
- 1.5 year battery life without BLE mobile credential capability enabled.
- Full suiting with Schlage decorative mechanical locks
- ADA compliant design
- Uses ENGAGE™ Technology
- See page 42 for information on the MT20W Credential Enrollment Reader

### Specifications

|                       |   |                        |   |
|-----------------------|---|------------------------|---|
| <b>Latch:</b>         | 1" x 2 1/4" square and round corner faceplate (round corner standard, square corner included in package)<br>1" edge bore required                           | <b>Construction:</b>   | All-metal chassis and escutcheons   |
| <b>Strikes:</b>       | 1 1/8" x 2 3/4", round corner, no box, latch strike   | <b>Bore:</b>           | 2 1/8"  |
| <b>Backset:</b>       | Adjustable backset, fits 2 3/8" to 2 3/4" backsets  | <b>Credentials:</b>    | Supports Schlage MIFARE classic, Schlage MIFARE plus, Schlage DESFire EV1 (sold separately). Please refer to the Credential Section of the Allegion Electronic Security Price Book. |
| <b>Door Range:</b>    | 1 3/8" to 1 3/4" (thick door kit available - up to 1 1/4")  | <b>Stile width:</b>    | Minimum 4 1/2" stile for 2 3/8" backset<br>minimum 5" stile for 2 3/4"  |
| <b>Hole Distance:</b> | Minimum 4" center-to-center distance between cross bore holes   | <b>Certifications:</b> | 90-minute UL Listed A 156.36 Grade 2 ANSI/BHMA certified; Canada UL 20-minute wood door rated. Approved for use where the exterior escutcheon only is exposed to the outdoors.      |
| <b>Battery:</b>       | 4-AA batteries included, (If loss of battery power occurs, a 9V battery can be used to jump start the lock and provide access with an assigned credential.) |                        |   |

### 1. Select Lock Model

| Part No. | Description   | Price (ea.) |
|----------|---|-------------|
| BE467F   | Schlage Control Smart Deadbolt, UL Listed, 90 minutes | \$445.00    |

### 2. Select Design Style

| Style/Description | Price (ea.) |
|-------------------|-------------|
| (ADD) Addison     | No Charge   |
| (GRW) Greenwich   | No Charge   |

### 3. Select finish style

| Finish/Description  | Price (ea.) |
|---------------------|-------------|
| 619 / Satin Nickel  | No Charge   |
| 622 / Matte Black   | No Charge   |
| 625 / Bright Chrome | No Charge   |
| 626 / Satin Chrome  | No Charge   |
| 716 / Aged Bronze   | No Charge   |

Pricing/product description subject to change without notice.



## Latch

| Part No. | Description  | Price (ea.)         |
|----------|--|---------------------|
| 12-398   | BE467F 90 Min UL Deadbolt Latch Dual Option (sq+rd) - STANDARD | Not Sold Separately |

## BE467F Strike Options

| Part No. | Description   | Price (ea.) |
|----------|---|-------------|
| 10-116   | Round Corner Strike, 1 1/8" x 2 3/4" - STANDARD                     | n/c         |
| 10-094   | Square Corner Strike, 1 1/8" x 2 3/4"                               | n/c         |
| 10-095   | Square Corner Full Lip Strike, 1 5/8" x 2 1/4" (Lip Length: 1 1/8") | n/c         |
| 10-092   | Round Corner Full Lip Strike, 1 5/8" x 2 1/4" (Lip Length: 1 1/8")  | n/c         |

## Thick Door Kit

| Part No. | Description                         | Price (ea.) |
|----------|-------------------------------------|-------------|
| 47244555 | For doors between 1 3/4" and 2 1/4" | \$24.90     |

The Schlage Control Deadbolt uses the same Thick Door Kit as the Interconnect. However, due to the differences in latch assemblies, the Deadbolt can accommodate doors up to 2-1/4" in thickness.

## Screw Packs

| Part No. | Description                                     | Price (ea.) |
|----------|---|-------------|
| 47250323 | Security Screws - Optional Security torx screws | \$7.20      |
| 47244557 | BE467 screw pack                                | 7.20        |

For Screw Packs, specify finish option (619, 622, 625, 626 or 716)



Greenwich



Addison



**Schlage Control™ Smart Locks**

| Product    | Finish | Latch  | Strike | Lever Style | Price Each |
|------------|--------|--------|--------|-------------|------------|
| BE467F GRW | 619    | 12-398 | 10-116 | N/A         | \$445.00   |
| BE467F GRW | 626    | 12-398 | 10-116 | N/A         | 445.00     |
| BE467F ADD | 619    | 12-398 | 10-116 | N/A         | 445.00     |
| BE467F ADD | 626    | 12-398 | 10-116 | N/A         | 445.00     |
| FE410F GRW | 619    | 12-356 | 10-121 | Latitude    | 659.00     |
| FE410F GRW | 626    | 12-356 | 10-121 | Latitude    | 659.00     |
| FE410F ADD | 619    | 12-356 | 10-121 | Latitude    | 659.00     |
| FE410F ADD | 626    | 12-356 | 10-121 | Latitude    | 659.00     |

Note: FE410 locks are 5.5" center-to-center.

**Schlage Smart Credentials using MIFARE® Classic**

| Product | Type        | Description                                  | Price (ea.) | Min. Order |
|---------|-------------|--|-------------|------------|
| 9651    | Keyfob      | Schlage MIFARE Smart Card 1K bit Keyfob      | \$7.90      | 100        |
| 9651T   | Thin Keyfob | Schlage MIFARE Smart Card 1K bit thin Keyfob | \$8.10      | 100        |

**Multi-Tech Technology: Proximity and Schlage Credentials using MIFARE® Classic**

| Product | Type        | Description   | Price (ea.) | Min. Order |
|---------|-------------|---|-------------|------------|
| 9691T   | Thin Keyfob | Proximity and Schlage Smart Card combo 1K byte/8K bit ISO thin Keyfob | \$10.60     | 100        |

**Credential Enrollment Reader**

| Product | Description                          | Price Each |
|---------|--------------------------------------|------------|
| MT20W   | Schlage Credential Enrollment Reader | \$618.00   |

## LE WITH ENGAGE TECHNOLOGY - TABLE OF CONTENTS

|                                      |           |
|--------------------------------------|-----------|
| <b>FINISH CODES AND DESCRIPTIONS</b> | <b>51</b> |
| <b>EXPLODED VIEW</b>                 | <b>52</b> |
| <b>HOW TO ORDER</b>                  | <b>53</b> |
| <b>STANDARD FEATURES</b>             | <b>54</b> |
| <b>LE FUNCTIONS</b>                  | <b>55</b> |
| <b>LEVER DESIGNS</b>                 | <b>56</b> |
| <b>LEVER SUITING</b>                 | <b>58</b> |
| <b>CYLINDER COMPATIBILITY</b>        | <b>59</b> |
| <b>ORDERING GUIDE</b>                | <b>61</b> |
| <b>LE GREENWICH SECTIONAL</b>        | <b>62</b> |
| <b>LE ADDISON</b>                    | <b>64</b> |
| <b>LE PARTS</b>                      | <b>66</b> |
| <b>LE ACCESSORIES</b>                | <b>70</b> |

## Finish Codes and Descriptions

| Code  |          | Description                             |
|-------|----------|---|
| 605   | (US 3)   | Bright Brass                            |
| 606   | (US 4)   | Satin Brass                             |
| 612   | (US 10)  | Satin Bronze                            |
| 619   | (US 15)  | Satin Nickel                            |
| 622   | (US19)   | Matte Black                             |
| 625   | (US 26)  | Bright Chromium Plated                  |
| 626   | (US 26D) | Satin Chrome                            |
| 626AM | (A)      | Antimicrobial Coating on Satin Chromium |
| 643e  | (US 11)  | Aged Bronze                             |

### CONTACT INFORMATION FOR LE SERIES LOCKS & DEVICES

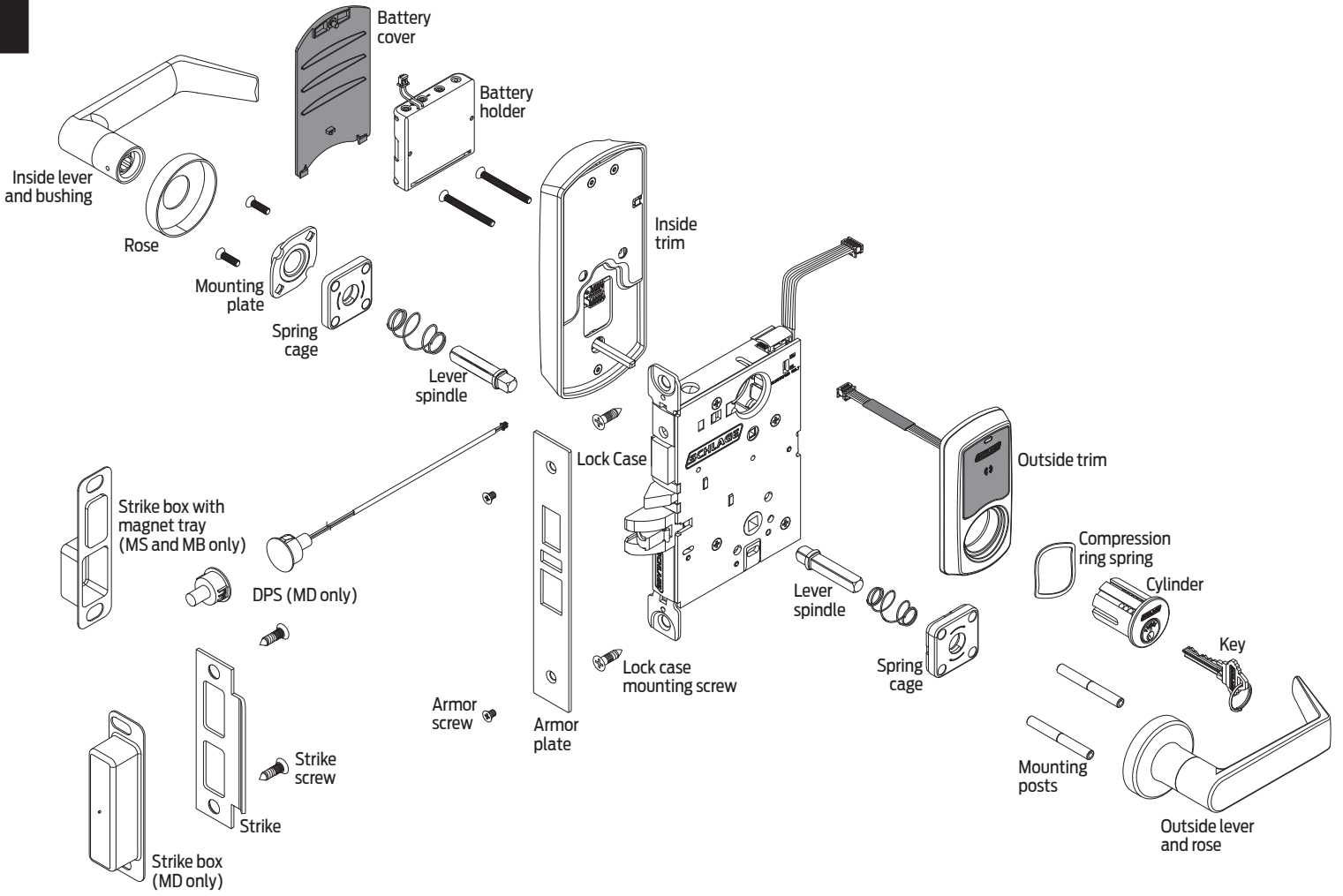
Payment Address: Schlage Electronic Security  
 15934 Collections Center Drive  
 Chicago, IL 60693

| <b>877-671-7011</b>   |   |
|---|---|
| <b>Customer Service:</b>  | <b>Technical Support:</b>   |
| Order Status, Credit Returns of Non-Defective Products, General Sales Questions | Technical Questions/Issues, Returns of Defective Products, Repairs                |
| Email Orders To:<br>Order_Entry_Schlage_Commercial@allegion.com                 | Contact For Technical Assistance:<br>Electronic_Lock_TechProdSupport@allegion.com |

Pricing/product description subject to change without notice.

GRADE 1 MORTISE LEVERED LOCK

LE Series



Pricing/product description subject to change without notice.

**How to Order:**

**REQUIRED FIELDS**      **FACTORY DEFAULT AND OPTIONS**

LE - BMS - GRW - P - 03 - 626 - 00A - - - 612 - - - LH - 10-136 - 134 - S123 - -

**1. Series:**

**2. Chassis/Function:**

- BMS Mobile enabled mortise with LED Indicator
- BMB Mobile enabled mortise with push button and LED
- BMD Mobile enabled mortise deadbolt with LED
- MS Mortise with LED indicator
- MB Mortise with push button and LED
- MD Mortise Deadbolt with LED

**3. Style:**

- GRW Greenwich sectional with rose
- ADD Addison escutcheon

**4. Cylinder Type:**

- P Mortise cylinder, Schlage 6-pin
- For all options see LE ordering pages

**5. Outside Lever:\***

- 03 Suites with Tubular style
  - LAT Latitude
- For all options see LE ordering pages

\*To add tactile warning, use prefix 8. Example: 803

**6. Outside Finish:**

- 626 Satin Chrome
- 605 Bright Brass
- 606 Satin Brass
- 612 Satin Bronze
- 619 Satin Nickel
- 622 Matte Black
- 625 Bright Chrome
- 643e Aged Bronze
- 626AM Satin Chrome (Antimicrobial Coating)

**7. Outside Rose:** Specify only for Greenwich Trim

- 00A 2-1/8" (54 mm) diameter (Standard)
- 00B 2-9/16" (65 mm) diameter
- 00C 2-5/8" (66 mm) diameter with bevel
- AVA Decorative rose 2-5/8" (66 mm) diameter, supports ACC lever only
- MER Decorative rose 2-5/8" (66 mm) diameter, supports MER lever only

**8. Inside Lever:** Specify only if different from outside lever

- 3 Suites with Tubular style
  - LAT Latitude
- For all options see LE ordering pages

**9. Inside Finish:** Specify only if different from outside finish

See options under 6 above

**10. Inside Rose:** Specify only for Greenwich Trim and only if different from Outside Rose

See options under 7 above

**11. Handing:**

- RH Right Handed (Standard)
- LH Left Handed
- RHR Right Handed Reverse
- LHR Left Handed Reverse

**12. Strike Plate Lip Length:**

- 10-136 1-3/16" lip length (Standard for MS/MB)
  - 10-136-112 1-1/2" lip length
- For all options see LE ordering pages

**13. Door Thickness**

- 134 1-3/4" (Standard)**
- Options available up to 2-1/4" thickness - see LE ordering pages

**14. Keyway Type**

- S123 Everest 29 S (Standard)
- For all options see LE ordering pages



**15. Additional Options**



### Standard Features

|               |  |
|---------------|--|
| Certification | ANSI/BHMA Certified A156.25-2013 (Indoor/Outdoor), ANSI/BHMA Certified A156.13-2012, Series 1000, Grade 1<br>UL 294, ULC S319, UL 10C 3-hour rated |
| Case Size     | 4-7/16" x 6-1/16" x 1"   |
| Armor Front   | 1-1/4" x 8"  |
| Deadbolt      | 1" throw stainless steel   |
| Latchbolt     | 3/4" throw stainless steel with anti-friction tongue   |
| Strike        | 1-1/4" x 4-7/8", square corner, 1-3/16" lip with box and DPS   |
| Backset       | 2-3/4"   |
| Cylinder      | 6-Pin solid brass, keyed 6-pin, S123 keyway, keyed different (KD)  |
| Door Range    | 1-3/4" door thickness standard (can be ordered to accommodate doors 1-3/4" to 2-1/4" thick)  |
| Keys          | Two nickel silver cut keys per lock, 6-pin, S123 section   |

### Common Pricing Information

|     |   |
|-----|---|
| 1.  | Locks are furnished with standard features unless otherwise specified.  |
| 2.  | Door thickness is 1 3/4"  |
| 3.  | Split finishes and designs will be priced at the highest list price of the design and/or finish.  |
| 4.  | Engineering specials are denoted by a part number beginning with "X" and are not subject to standard discounting.   |
| 5.  |  denotes a lock or part that requires an extended lead time.   |
| 6.  |  denotes a handed product and requires handing to be specified.  |
| 7.  | For all restricted keyways (Everest B, D, 29R, and 29T, also, Quad, Numbered, and Reversed) add \$18.00. This does not apply to Primus cylinders. See Terms and Conditions for ordering information and requirements.     |
| 8.  | Locks, keys and cylinders containing restricted keyways require additional documentation to order. Please see Terms and Conditions for the specific requirements.   |
| 9.  | Keyway must be specified for keyed functions and cylinders. If not specified, default keyway will be S123 for KA (keyed alike), KD (keyed different) and 0-bitted product and S145 for factory managed masterkey systems. |
| 10. | Multiple keying options are available. Locks and cylinders are furnished KD unless otherwise specified or excepted by notation.   |
| 11. | Control Keys for permanent and construction cores are not included with the lock or cylinder and must be ordered separately.  |
| 12. | Locks specified with "C" keyway and KD or 0-bitted will receive 6-pin cylinders (keyed 5) with 5-pin keys.  |
| 13. | Full Size Interchangeable Cores (FSIC) are furnished 1-bitted unless otherwise specified. If 0-bitted is selected, the order will be entered as 1-bitted. This does not apply to FSIC Primus® cores.                      |
| 14. | Conventional cylinders, Primus cylinders (conventional and FSIC) can be supplied 0-bitted. If 1-bitted is selected, the order will be entered as 0-bitted.  |
| 15. | Available plug face finishes are 606, 622, 626 and 643e   |

Pricing/product description subject to change without notice.

**Function**

Addison Escutcheon Shown

| BMS* and MS - Mortise with LED Indicator                |   |
|---|---|
| <b>Storeroom</b>  | <p>Lockset is normally secure. Inside lever always allows free egress. Valid toggle credentials on the exterior may be used to change to a passage or secured status. A mechanical key will momentarily unlock the door.</p>  |
|   |   |
| BMB* and MB - Mortise with Interior Push Button and LED |   |
| <b>Office</b>   | <p>Lockset is normally secure. Inside lever always allows free egress. Interior pushbutton on inside housing may be used to select a passage or secured status. Meets need for lockdown function for safety and security.<br/><b>NOTE:</b> Valid toggle credentials on the exterior may also be used to change status. Has interior pushbutton (IPB).</p>   |
| <b>Privacy</b>  | <p>Lockset is normally secure. Inside lever always allows free egress. Interior pushbutton on inside housing may be used to select a privacy status. The interior pushbutton will disable normal electronic access from the exterior. Opening the door or pressing the interior pushbutton a second time on the inside housing deactivates the privacy status. Has interior pushbutton (IPB).</p>   |
| <b>Apartment</b>  | <p>Lockset is normally secure. Inside lever always allows free egress. Interior pushbutton on inside housing may be used to select a passage or secured status. Opening the door or pressing the interior pushbutton causes the lockset to toggle unsecured. While toggled unsecured, the lockset can only be secured while the door is closed by pressing the interior pushbutton or using a normal credential on the exterior. Normal electronic access from the exterior is always allowed. Has interior pushbutton (IPB).</p>   |
|   |   |
| BMD* and MD - Mortise Deadbolt with LED                 |   |
| <b>Privacy</b>  | <p>Lockset is normally secure from exterior. Inside lever always allows free egress (if deadbolt is extended, inside knob/lever will simultaneously retract latchbolt and deadbolt). The deadbolt may be used to select a privacy status. With deadbolt extended, normal electronic access from the exterior will be disabled. Opening the door or retracting deadbolt deactivates the privacy status.</p>  |
| <b>Apartment</b>  | <p>Lockset is normally secure from exterior. Inside lever always allows free egress (if deadbolt is extended, inside knob/lever will simultaneously retract latchbolt and deadbolt). The deadbolt may be used to select a passage or secured status. Opening the door or retracting the deadbolt causes the lockset to toggle unsecured. While toggled unsecured, the lockset can only be secured while the door is closed by extending the deadbolt from inside or using a normal credential on the exterior reader. Normal electronic access from the exterior is always allowed.</p> |
|   |   |

\*Mobile enabled ready. For use with compatible mobile credentials.

**Handing**

|            |   |  |
|------------|---|--|
| <b>RH</b>  | Right Handed: Hinges on Right Opens Inward          |  |
| <b>LH</b>  | Left Handed: Hinges on left Opens Inward            |  |
| <b>RHR</b> | Right Handed Reverse: Hinges on Right Opens Outward |  |
| <b>LHR</b> | Left Handed Reverse: Hinges on Left Opens Outward   |  |

Pricing/product description subject to change without notice.

Forged Lever Designs

**01**

**02**

**03 Tubular**

**05**

**06 Rhodes**

**07 Athens**

**12**

☞ specify hand

**17 Sparta**

**18**

**Latitude (LAT)**

**Longitude (LON)**

**Omega (OME)**

**Accent (ACC)**

☞ specify hand

**Asti (AST)**

☞ specify hand

**Merano (MER)**

☞ specify hand

**41**

**42**

Wrought Rose Designs

**00A**

2 1/8" (54 mm) diameter

**00B**

2 9/16" (65mm) diameter

**00C** (not available in 612 finish)

2 5/8" (66mm) diameter

**AVA** (ACC lever only)

2 5/8" (66mm) diameter

**MER** (MER lever only)

2 5/8" (66mm) diameter

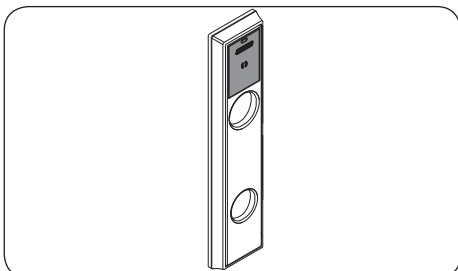
Pricing/product description subject to change without notice.



**Forged Lever Designs**

|                   |                   |                   |                   |
|-------------------|-------------------|-------------------|-------------------|
| <p><b>M51</b></p> | <p><b>M52</b></p> | <p><b>M53</b></p> | <p><b>M54</b></p> |
| <p><b>M55</b></p> | <p><b>M56</b></p> | <p><b>M61</b></p> | <p><b>M63</b></p> |
| <p><b>M81</b></p> | <p><b>M82</b></p> | <p><b>M83</b></p> | <p><b>M84</b></p> |
| <p><b>M85</b></p> | <p><b>ME1</b></p> | <p><b>ME2</b></p> | <p><b>ME3</b></p> |

**Wrought Escutcheon Design**



**Tactile Options**

**O6 lever shown**  
(See LE ordering pages for availability)

Pricing/product description subject to change without notice.

**Commercial Lever Suiting**

**Standard Levers**

| L /LE<br>Mortise | LT<br>Tubular | ND /NDE<br>Cylindrical | AD/CO<br>Series | AL<br>Cylindrical | S<br>Tubular | 33A/35A, 94/95, 98/99<br>Exit Devices<br>(Von Duprin) |
|------------------|---------------|------------------------|-----------------|-------------------|--------------|---|
| 01               | 01            |                        |                 |                   |              | 01  |
| 02               | 02            |                        |                 |                   |              | 02  |
| 03               | 03            | Tubular*               | Tubular         |                   |              | 03  |
| 05               | 05            |                        |                 |                   |              | 05  |
| 06               | 06            | Rhodes                 | Rhodes          | Saturn            | Saturn       | 06  |
| 07               | 07            | Athens                 | Athens          | Jupiter           | Jupiter      | 07  |
| 12               | 12            |                        |                 |                   |              | 12  |
| 17               | 17            | Sparta                 | Sparta          | Neptune           | Neptune      | 17  |
| 18               | 18            |                        |                 |                   |              | 18  |
| Latitude         | Latitude      | Latitude               |                 |                   |              | Latitude  |
| Longitude        | Longitude     | Longitude              |                 |                   |              | Longitude   |
| Omega            | Omega         | Omega*                 |                 | Omega             |              | 16  |
| Asti             | Asti          |                        |                 |                   | Flair        | Asti  |
| Merano           | Merano        |                        |                 |                   |              | Merano  |
| Accent           | Accent        |                        |                 |                   |              | Accent  |
| M52*             | M52*          | Broadway               |                 |                   |              |   |
| M81*             | M81*          | Boardwalk              |                 |                   |              |   |

\* Not available on NDE Series locks. M52 is equivalent to the Broadway lever and M81 to the Boardwalk lever.

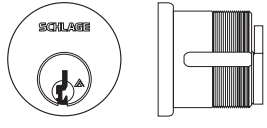
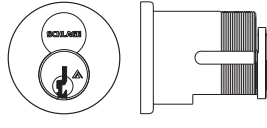
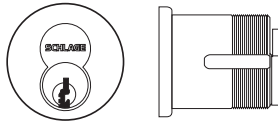
**M Collection Levers**

| L /LE<br>Mortise | LT<br>Tubular | 33A/35A, 94/95, 98/99<br>Exit Devices<br>(Von Duprin) |
|------------------|---------------|---|
| M51              | M51           | M51   |
| M52              | M52           | M52   |
| M53              | M53           | M53   |
| M54              | M54           | M54   |
| M55              | M55           | M55   |
| M56              | M56           | M56   |
| M57*             | M57           | M57   |
| M61              | M61           | M61   |
| M62*             | M62           | M62   |
| M63              | M63           | M63   |
| M81              | M81           | M81   |
| M82              | M82           | M82   |
| M83              | M83           | M83   |
| M84              | M84           | M84   |
| M85              | M85           | M85   |
| ME1              | ME1           | ME1   |
| ME2              | ME2           | ME2   |
| ME3              | ME3           | ME3   |

\* Not available on LE Series locks.

Pricing/product description subject to change without notice.

**Cylinder**

|            |  |   |
|------------|--|---|
| <b>P</b>   | With mortise cylinder<br>Schlage Everest 29 S123<br>6-Pin<br>Keyed different as standard with two keys<br>For master keying, additional charge applies<br>Specify line item 50-210 per master-keyed lock |  |
| <b>Z</b>   | With mortise cylinder<br>Schlage Everest SL<br>7-pin - factory master keyed only   |   |
| <b>L</b>   | Less mortise cylinder  |   |
| <b>R</b>   | With cylinder<br>Schlage Everest 29 S123<br>6-Pin Full Size Interchangeable Core (FSIC)<br>Keyway one bitted as standard with two keys   |  |
| <b>J</b>   | Less cylinder<br>Schlage<br>6-Pin Full Size Interchangeable Core (FSIC)  |   |
| <b>T</b>   | T Construction core<br>Full Size Interchangeable Core (FSIC)   |   |
| <b>G</b>   | With cylinder<br>Schlage Everest 29 R<br>7-Pin Small Format Interchangeable Core (SFIC)<br>Factory master keyed with two keys as standard, master keying must be specified                               |  |
| <b>B</b>   | Less cylinder<br>Schlage, Falcon, Competitive OEM's<br>7-Pin Small Format Interchangeable Core (SFIC)  |   |
| <b>H</b>   | Construction core<br>Small Format Interchangeable core (SFIC)<br>A non-refundable handling charge applies  |   |
| <b>BDC</b> | Disposable core<br>Small Format Interchangeable core (SFIC)  |   |

- Notes:**
1. For P, R, Z and GD, master keyed cylinders can be specified and will be shipped in lock packaging.
  2. For Master Key System Summary form which should accompany the master keyed order, see Electronic Security price book pages 293-303.
  3. Control Keys for installation/removal of interchangeable cores are not furnished and must be ordered separate.
  4. For additional assistance on Master Keying as well as restricted keyways please contact your local sales representative.

**Cylinder and Length Requirements, LE**

| Cylinder Type    | Cylinder | Door Thickness (+/- 1/8")                          |   |   |
|------------------|----------|--|---|---|
|                  |          | 1-3/4"   | 2"  | 2-1/4"  |
| Mortise Cylinder | 30-021*  | 1-1/4" (114), 1-3/8" (138),<br><b>1-1/2" (112)</b> | 1-3/8" (138), <b>1-1/2" (112)</b> ,<br>1-5/8" (158) | <b>1-1/2" (112)</b> , 1-5/8" (158),<br>1-3/4" (134) |
|                  | FSIC     | 1-1/2" (112)                                       |   |   |
|                  | SFIC     | 1-3/8" (138)                                       |   | N/A   |

\*112 Standard length will ship with lock

\*\*Product is LESS CORE, See page 68 for pricing

**Notes**

1. Cylinders include compression spring
2. Assumes EE (equally extended)
3. Door thickness range supported: minimum 1-5/8" to maximum 2-3/8"
4. Supports all functions (BMS/MS, BMB/MB, BMD/MD) for both ADD and GRW

Pricing/product description subject to change without notice.



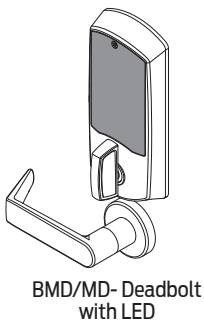
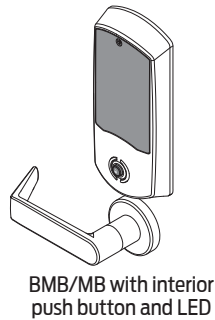
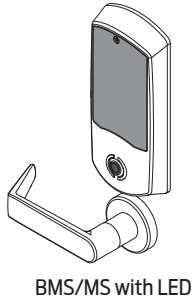
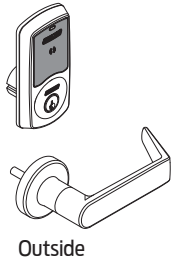




### 1-3. Select Chassis/Function/Style

**Note:** Check with access control software partner or PACS provider to verify function and/or mobile enabled version is supported by software.

|                  |   |                   |
|------------------|---|-------------------|
| <b>LEBMS-GRW</b> | Mobile enabled mortise with LED indicator: Storeroom function                         | <b>\$1,221.00</b> |
| <b>LEBMB-GRW</b> | Mobile enabled mortise with push button and LED: Privacy, Office, Apartment functions | <b>\$1,251.00</b> |
| <b>LEBMD-GRW</b> | Mobile enabled mortise deadbolt with LED: Privacy, Apartment functions                | <b>\$1,320.00</b> |
| <b>LEMS-GRW</b>  | Mortise with LED indicator: Storeroom function  | <b>\$1,221.00</b> |
| <b>LEMB-GRW</b>  | Mortise with push button and LED: Privacy, Office, Apartment functions                | <b>\$1,251.00</b> |
| <b>LEMD-GRW</b>  | Mortise Deadbolt with LED: Privacy, Apartment functions                               | <b>\$1,320.00</b> |



### 4. Select Cylinder Type **Note:** Maximum door thickness with SFIC Cylinder is 2"; otherwise compatible with 1-3/4" to 2-1/4" doors.

|                |   |                        |
|----------------|---|------------------------|
| <b>P</b> ●△    | Mortise cylinder, Schlage 6-Pin (Everest 29 S123 standard)<br>Also available in formats to support residential customers (5-Pin cylinder with C keyways). | <b>N/C</b>             |
| <b>Z</b> ●     | Mortise cylinder, Schlage Everest SL, 7-Pin (factory master keyed only)   | <b>N/C</b>             |
| <b>L</b>       | Less mortise cylinder   | <b>DEDUCT \$120.00</b> |
| <b>R</b> ●□    | FSIC with cylinder, Schlage 6-Pin (Everest 29 S123 standard)  | <b>\$75.00</b>         |
| <b>J</b>       | Less FSIC, Schlage, 6-Pin   | <b>N/C</b>             |
| <b>T</b>       | FSIC construction core  | <b>\$75.00</b>         |
| <b>G6/7</b> ●□ | SFIC with cylinder, Schlage 7-Pin (Everest 29R standard) (factory master keyed only)  | <b>\$87.00</b>         |
| <b>B</b>       | Less SFIC, Schlage, Falcon, competitive OEM's, 7-Pin  | <b>N/C</b>             |
| <b>H</b>       | SFIC construction core  | <b>\$45.00</b>         |
| <b>BDC</b>     | SFIC disposable   | <b>N/C</b>             |
| <b>50-231</b>  | Construction core handling charge (non-refundable)  | <b>\$10.70</b>         |

● Master keyed cylinders will be shipped in lock package. To specify, send Master Keying System Summary form (page 293 of SES price book) with order or go to [kss.allegion.com](http://kss.allegion.com).

△ For master keying, an additional charge of \$20.70 each applies. Specify line item 50-210.

□ Control keys for installation/removal of interchangeable cores are not furnished and must be ordered separate.

For additional assistance on Master Keying as well as restricted keyways please contact customer service.

### 5. Select Outside Lever **Note:** Reference pages 6 and 7 to see style option images.

|                             |   |                |
|-----------------------------|---|----------------|
| <b>03</b>                   | Suites with Tubular style   | <b>N/C</b>     |
| <b>06</b>                   | Suites with Rhodes style  | <b>N/C</b>     |
| <b>07</b>                   | Suites with Athens style  | <b>N/C</b>     |
| <b>17</b>                   | Suites with Sparta style  | <b>N/C</b>     |
| <b>LAT</b>                  | Latitude  | <b>N/C</b>     |
| <b>Standard options</b>     | 01, 02, 05, 12, 18, LON, OME, ACC, AST, MER, 41, and 42 (also 03, 06, 07, 17, and LAT)  | <b>N/C</b>     |
| <b>M Collection options</b> | M51, M52, M53, M54, M55, M56, M61, M63, M81, M82, M83, M84, M85, ME1, ME2, ME3          | <b>\$30.00</b> |
| <b>8xx*</b>                 | Tactile Warning on standard levers available for 01, 02, 03, 05, 06, 07, 12, 17, and 18 | <b>\$49.20</b> |
| <b>8xx*</b>                 | Tactile Warning on M collection levers available for M51, M52, and M81                  | <b>\$80.10</b> |

\* Ordering instructions: Preface lever design code with 8. Example: 803 for 03, 851 for M51, etc.

Applied to exterior lever only unless otherwise specified. Not available with 643e finish.

### 6. Select Outside Finish

|              |   |                |
|--------------|---|----------------|
| <b>626</b>   | Satin Chrome  | <b>N/C</b>     |
| <b>605</b>   | Bright Brass  | <b>\$65.00</b> |
| <b>606</b>   | Satin Brass   | <b>\$65.00</b> |
| <b>612</b>   | Satin Bronze (OOC rose not available in 612 finish) | <b>\$65.00</b> |
| <b>619</b>   | Satin Nickel  | <b>\$65.00</b> |
| <b>622</b>   | Matte Black   | <b>\$65.00</b> |
| <b>625</b>   | Bright Chrome                                       | <b>\$65.00</b> |
| <b>643e</b>  | Aged Bronze   | <b>\$65.00</b> |
| <b>626AM</b> | Satin Chrome Antimicrobial                          | <b>\$88.00</b> |

### 7. Select Outside Rose

|            |  |                 |
|------------|--|-----------------|
| <b>00A</b> | 2-1/8" (54 mm) diameter  | <b>STANDARD</b> |
| <b>00B</b> | 2-9/16" (65 mm) diameter   | <b>N/C</b>      |
| <b>00C</b> | 2-5/8" (66 mm) diameter with bevel (Not available in 612 finish) | <b>N/C</b>      |
| <b>AVA</b> | Decorative rose 2-5/8" (66 mm) diameter, supports ACC lever only | <b>N/C</b>      |
| <b>MER</b> | Decorative rose 2-5/8" (66 mm) diameter, supports MER lever only | <b>N/C</b>      |

Pricing/product description subject to change without notice.

## 8. Select Inside Lever **Note:** Specify only if different from Outside Lever.

|                              |  |         |
|------------------------------|--|---------|
| <b>Standard options</b>      | 01, 02, 03, 05, 06, 07, 12, 17, 18, LAT, LON, OME, ACC, AST, MER, 41, and 42 | N/C     |
| <b>M Collection options*</b> | M51, M52, M53, M54, M55, M56, M61, M63, M81, M82, M83, M84, and M85          | \$30.00 |

\* \$30 price adder for M Collection levers only applies if outside lever is Standard.

## 9. Select Inside Finish **Note:** Specify only if different from Outside Finish.

|                           |                  |
|---------------------------|------------------|
| See options in section 6. | \$63.00-\$85.00* |
|---------------------------|------------------|

\* Upcharge only applies if outside finish is 626 and you are specifying a different inside finish.

## 10. Select Inside Rose **Note:** Specify only if different from Outside Rose.

|                           |     |
|---------------------------|-----|
| See options in section 7. | N/C |
|---------------------------|-----|

## 11. Select Handing (Field reversible)

|            |                      |          |
|------------|----------------------|----------|
| <b>RH</b>  | Right Handed         | STANDARD |
| <b>LH</b>  | Left Handed          | N/C      |
| <b>RHR</b> | Right Handed Reverse | N/C      |
| <b>LHR</b> | Left Handed Reverse  | N/C      |

## 12. Select Strike Lip Length

|                   |                                     |          |
|-------------------|-------------------------------------|----------|
| <b>10-136</b>     | 1-3/16" lip length (MS and MB only) | STANDARD |
| <b>10-136-112</b> | 1-1/2" lip length (MS and MB only)  | N/C      |
| <b>10-136-134</b> | 1-3/4" lip length (MS and MB only)  | \$27.90  |
| <b>10-072</b>     | 1-3/16" lip length (MD only)        | STANDARD |
| <b>10-072-112</b> | 1-1/2" lip length (MD only)         | N/C      |
| <b>10-072-134</b> | 1-3/4" lip length (MD only)         | \$32.20  |

## 13. Select Door Thickness

|            |        |          |
|------------|--------|----------|
| <b>134</b> | 1-3/4" | STANDARD |
| <b>200</b> | 2"     | \$52.60  |
| <b>214</b> | 2-1/4" | \$52.60  |

## 14. Select Keying Type

|  |                                     |          |
|--|-------------------------------------|----------|
| <b>Open Keyway Families (Mortise cylinder or FSIC)<sup>2</sup></b>           |                                     |          |
| <b>S123</b>  | Everest 29 S (Key in Lever or FSIC) | STANDARD |
| <b>C123</b>  | Everest C                           | N/C      |
| <b>C/CE/E/EF/F/FG/G</b>  | Classic Obverse                     | N/C      |
| <b>Restricted Keyway Families (Mortise cylinder or FSIC)<sup>1,2,3</sup></b> |                                     |          |
| <b>29T</b>   | Everest 29 T                        | \$18.00  |
| <b>D</b>   | Everest D                           | \$18.00  |
| <b>29R</b>   | Everest 29 R (Everest SL)           | \$18.00  |
| <b>B</b>   | Everest 29 B (Everest SL)           | \$18.00  |
| <b>Classic Restricted</b>  | Quad, Numbered, Reverse             | \$18.00  |
| <b>Restricted Keyway Families (SFIC)<sup>3</sup></b>                         |                                     |          |
| <b>29R</b>   | Everest 29 R                        | N/C      |
| <b>B</b>   | Everest B                           | N/C      |

1. Everest Restricted Keyways require a Letter of Authorization submitted with the order. See sample Letter of Authorization, page 305 of SES price book.

2. Full size key systems (Everest 29 S & T, Everest C & D, Obverse & Quad) are available in Primus and Primus XP key system and must be ordered separately. Lock should be ordered less cylinder and Primus cylinder should be a separate line item.

3. For restricted keyways please see terms and conditions.


# LE Wireless Lock - Addison Mortise/Mortise Deadbolt



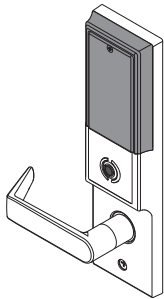
### 1-3. Select Chassis/Function **Note:**

Check with access control software partner or PACS provider to verify function and/or mobile enabled version is supported by software.

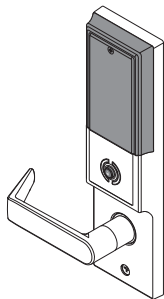
|                  |   |                   |
|------------------|---|-------------------|
| <b>LEBMS-ADD</b> | Mobile enabled mortise with LED indicator: Storeroom function                         | <b>\$1,262.00</b> |
| <b>LEBMB-ADD</b> | Mobile enabled mortise with push button and LED: Privacy, Office, Apartment functions | <b>\$1,292.00</b> |
| <b>LEBMD-ADD</b> | Mobile enabled mortise deadbolt with LED: Privacy, Apartment functions                | <b>\$1,361.00</b> |
| <b>LEMS-ADD</b>  | Mortise with LED indicator: Storeroom function  | <b>\$1,262.00</b> |
| <b>LEMB-ADD</b>  | Mortise with push button and LED: Privacy, Office, Apartment functions                | <b>\$1,292.00</b> |
| <b>LEMD-ADD</b>  | Mortise Deadbolt with LED: Privacy, Apartment functions                               | <b>\$1,361.00</b> |



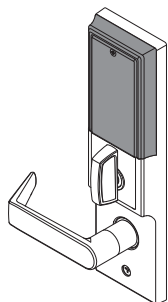
Outside



BMS/MS with LED Indicator



BMB/MB with interior push button and LED



BMD/MD- Deadbolt with LED

### 4. Select Cylinder Type **Note:** Maximum door thickness with SFIC Cylinder is 2", otherwise compatible with 1-3/4" to 2-1/4" doors.

|                 |   |                        |
|-----------------|---|------------------------|
| <b>P</b> ● △    | Mortise cylinder, Schlage 6-Pin (Everest 29 S123 standard)<br>Also available in formats to support residential customers (5-Pin cylinder with C keyways). | <b>N/C</b>             |
| <b>Z</b> ●      | Mortise cylinder, Schlage 7-Pin (Everest SL standard) (factory master keyed only)   | <b>N/C</b>             |
| <b>L</b>        | Less mortise cylinder   | <b>DEDUCT \$120.00</b> |
| <b>R</b> ● □    | FSIC with cylinder, Schlage 6-Pin (Everest 29 S123 standard)  | <b>\$75.00</b>         |
| <b>J</b>        | Less FSIC, Schlage, 6-Pin FSIC  | <b>N/C</b>             |
| <b>T</b>        | FSIC construction core  | <b>\$75.00</b>         |
| <b>G6/7</b> ● □ | SFIC with cylinder, Schlage 7-Pin (Everest 29R standard) (factory master keyed only)  | <b>\$87.00</b>         |
| <b>B</b>        | Less SFIC, Schlage, Falcon, competitive OEM's, 7-Pin  | <b>N/C</b>             |
| <b>H</b>        | SFIC construction core  | <b>\$45.00</b>         |
| <b>BDC</b>      | SFIC disposable   | <b>N/C</b>             |
| <b>50-231</b>   | Construction core handling charge (non-refundable)  | <b>\$10.70</b>         |

● Master keyed cylinders will be shipped in lock package. To specify, send Master Keying System Summary form (page 293 of SES price book) with order or go to [kss.allegion.com](http://kss.allegion.com).

△ For master keying, an additional charge of \$20.70 each applies. Specify line item 50-210.

□ Control keys for installation/removal of interchangeable cores are not furnished and must be ordered separate. For additional assistance on Master Keying as well as restricted keyways please contact customer service.

### 5. Select Outside Lever\* **Note:** Reference pages 6 and 7 to see style option images.

|                             |   |                |
|-----------------------------|---|----------------|
| <b>03</b>                   | Suites with Tubular style   | <b>N/C</b>     |
| <b>06</b>                   | Suites with Rhodes style  | <b>N/C</b>     |
| <b>07</b>                   | Suites with Athens style  | <b>N/C</b>     |
| <b>17</b>                   | Suites with Sparta style  | <b>N/C</b>     |
| <b>LAT</b>                  | Latitude  | <b>N/C</b>     |
| <b>Standard options</b>     | 01, 02, 05, 12, 18, LON, OME, ACC, AST, MER, 41, and 42 (also 03, 06, 07, 17, and LAT)  | <b>N/C</b>     |
| <b>M Collection options</b> | M51, M52, M53, M54, M55, M56, M61, M63, M81, M82, M83, M84, M85, ME1, ME2, ME3          | <b>\$30.00</b> |
| <b>8xx*</b>                 | Tactile Warning on standard levers available for 01, 02, 03, 05, 06, 07, 12, 17, and 18 | <b>\$49.20</b> |
| <b>8xx*</b>                 | Tactile Warning on M collection levers available for M51, M52, and M81                  | <b>\$79.20</b> |

\* Ordering instructions: Preface lever design code with 8. Example: 803 for 03, 851 for M51, etc. Applied to exterior lever only unless otherwise specified. Not available with 643e finish.

### 6. Select Outside Finish

|              |                            |                |
|--------------|----------------------------|----------------|
| <b>626</b>   | Satin Chrome               | <b>N/C</b>     |
| <b>605</b>   | Bright Brass               | <b>\$65.00</b> |
| <b>606</b>   | Satin Brass                | <b>\$65.00</b> |
| <b>612</b>   | Satin Bronze               | <b>\$65.00</b> |
| <b>619</b>   | Satin Nickel               | <b>\$65.00</b> |
| <b>622</b>   | Matte Black                | <b>\$65.00</b> |
| <b>625</b>   | Bright Chrome              | <b>\$65.00</b> |
| <b>643e</b>  | Aged Bronze                | <b>\$65.00</b> |
| <b>626AM</b> | Satin Chrome Antimicrobial | <b>\$88.00</b> |

### 7. Select Outside Rose (Not applicable to Addison)

### 8. Select Inside Lever **Note:** Specify only if different from Outside Lever.

|                              |  |                |
|------------------------------|--|----------------|
| <b>Standard options</b>      | 01, 02, 03, 05, 06, 07, 12, 17, 18, LAT, LON, OME, ACC, AST, MER, 41, and 42 | <b>N/C</b>     |
| <b>M Collection options*</b> | M51, M52, M53, M54, M55, M56, M61, M63, M81, M82, M83, M84, and M85          | <b>\$30.00</b> |

\* \$30 price adder for M Collection levers only applies if outside lever is Standard.

Pricing/product description subject to change without notice.



## 9. Select Inside Finish Note: Specify only if different from Outside Finish.

|                           |                         |
|---------------------------|-------------------------|
| See options in section 6. | <b>\$63.00-\$85.00*</b> |
|---------------------------|-------------------------|

*\* Upcharge only applies if outside finish is 626 and you are specifying a different inside finish.*

## 10. Select Inside Rose (Not applicable to Addison)

## 11. Select Handing (Field reversible)

|            |                      |                 |
|------------|----------------------|-----------------|
| <b>RH</b>  | Right Handed         | <b>STANDARD</b> |
| <b>LH</b>  | Left Handed          | <b>N/C</b>      |
| <b>RHR</b> | Right Handed Reverse | <b>N/C</b>      |
| <b>LHR</b> | Left Handed Reverse  | <b>N/C</b>      |

## 12. Select Strike Lip Length

|                   |                                     |                 |
|-------------------|-------------------------------------|-----------------|
| <b>10-136</b>     | 1-3/16" lip length (MS and MB only) | <b>STANDARD</b> |
| <b>10-136-112</b> | 1-1/2" lip length (MS and MB only)  | <b>N/C</b>      |
| <b>10-136-134</b> | 1-3/4" lip length (MS and MB only)  | <b>\$27.90</b>  |
| <b>10-072</b>     | 1-3/16" lip length (MD only)        | <b>STANDARD</b> |
| <b>10-072-112</b> | 1-1/2" lip length (MD only)         | <b>N/C</b>      |
| <b>10-072-134</b> | 1-3/4" lip length (MD only)         | <b>\$32.20</b>  |

## 13. Select Door Thickness

|            |        |                 |
|------------|--------|-----------------|
| <b>134</b> | 1-3/4" | <b>STANDARD</b> |
| <b>200</b> | 2"     | <b>\$52.60</b>  |
| <b>214</b> | 2-1/4" | <b>\$52.60</b>  |

## 14. Select Keying Type

|  |                                     |                 |
|--|-------------------------------------|-----------------|
| <b>Open Keyway Families (Mortise cylinder or FSIC)<sup>2</sup></b>           |                                     |                 |
| <b>S123</b>  | Everest 29 S (Key in Lever or FSIC) | <b>STANDARD</b> |
| <b>C123</b>  | Everest C                           | <b>N/C</b>      |
| <b>C/CE/E/EF/F/FG/G</b>  | Classic Obverse                     | <b>N/C</b>      |
| <b>Restricted Keyway Families (Mortise cylinder or FSIC)<sup>1,2,3</sup></b> |                                     |                 |
| <b>29T</b>   | Everest 29 T                        | <b>\$18.00</b>  |
| <b>D</b>   | Everest D                           | <b>\$18.00</b>  |
| <b>29R</b>   | Everest 29 R (Everest SL)           | <b>\$18.00</b>  |
| <b>B</b>   | Everest 29 B (Everest SL)           | <b>\$18.00</b>  |
| <b>Classic Restricted</b>  | Quad, Numbered, Reverse             | <b>\$18.00</b>  |
| <b>Restricted Keyway Families (SFIC)<sup>3</sup></b>                         |                                     |                 |
| <b>29R</b>   | Everest 29 R                        | <b>N/C</b>      |
| <b>B</b>   | Everest B                           | <b>N/C</b>      |

1. Everest Restricted Keyways require a Letter of Authorization submitted with the order. See sample Letter of Authorization, page 305.

2. Full size key systems (Everest 29 S & T, Everest C & D, Obverse & Quad) are available in Primus and Primus XP key system and must be ordered separately. Lock should be ordered less cylinder and Primus cylinder should be a separate line item.

3. For restricted keyways please see terms and conditions.

### Lever & Knob Kits

| Style   | Design Option   | 605                   | 606 | 612 | 619 | 622               | 625 | 626 | 643e | 626AM |
|---|---|-----------------------|-----|-----|-----|-------------------|-----|-----|------|-------|
| Standard  | 01, 02, 03, 05, 06, 07, 12, 17, 18, 41, 42, OME                                       | ▪                     | ▪   | ▪   | ▪   | ▪                 | ▪   | ▪   | ▪    | ▪     |
|   | ACC, AST, MER, LAT, LON   | ▪                     | ▪   |     | ▪   | ▪                 | ▪   | ▪   | ▪    | ▪     |
| Decorative  | M51, M52, M53, M54, M55, M56, M61, M63, M81, M82, M83, M84, and M85, ME1, ME2 and ME3 | ▪                     | ▪   |     | ▪   | ▪                 | ▪   | ▪   | ▪    | ▪     |
| Extended Factory Lead Time Specify handing  |   |                       |     |     |     |                   |     |     |      |       |
| Part Number   | Description   | Standard levers/knobs |     |     |     | Decorative levers |     |     |      |       |
| 09-401  | Outside lever/knob, retaining clip, insertion tool                                    | <b>\$186.00</b>       |     |     |     | <b>\$201.00</b>   |     |     |      |       |
| 09-402  | Inside lever + bushing, mounting plate, screw pack, spanner wrench                    |                       |     |     |     |                   |     |     |      |       |
| Note: Knobs and levers standard default is for 1-3/4" door. 2" and 2-1/4" door widths also available. |   |                       |     |     |     |                   |     |     |      |       |

ORDERING INSTRUCTIONS: Specify part number, lever design, and finish. Also specify door thickness when other than 1-3/4". (Example: 09-401 03 626 214)

### Rose Kits (Greenwich)

| Style       | Design Option                                    | 605             | 606 | 612 | 619 | 622 | 625 | 626 | 643e | 626AM |
|-------------|--|-----------------|-----|-----|-----|-----|-----|-----|------|-------|
| Standard    | 00A, 00B, 00C                                    | ▪               | ▪   | ▪   | ▪   | ▪   | ▪   | ▪   | ▪    | ▪     |
| Decorative  | MER, AVA   | ▪               | ▪   |     | ▪   | ▪   | ▪   | ▪   | ▪    | ▪     |
| Part Number | Description                                      | Price Each      |     |     |     |     |     |     |      |       |
| 09-403      | Inside rose (includes mounting plate and screws) | <b>\$105.00</b> |     |     |     |     |     |     |      |       |
| 09-404      | Outside rose + bushing                           |                 |     |     |     |     |     |     |      |       |
| 09-508      | Blank outside rose (not available MER or AVA)    |                 |     |     |     |     |     |     |      |       |

ORDERING INSTRUCTIONS: Specify part number, lever design + rose, and finish. (Example: 09-404 03A 626. Lever design must be specified for proper bushing)

### Outside Greenwich Lever/Knob and Rose Subassemblies

| Style                                      | Design Option   | 605                   | 606 | 612 | 619 | 622               | 625 | 626 | 643e | 626AM |
|--|---|-----------------------|-----|-----|-----|-------------------|-----|-----|------|-------|
| Standard                                   | 01, 02, 03, 05, 06, 07, 12, 17, 18, 41, 42, OME                                       | ▪                     | ▪   | ▪   | ▪   | ▪                 | ▪   | ▪   | ▪    | ▪     |
|  | ACC, AST, MER, LAT, LON   | ▪                     | ▪   |     | ▪   | ▪                 | ▪   | ▪   | ▪    | ▪     |
| Decorative                                 | M51, M52, M53, M54, M55, M56, M61, M63, M81, M82, M83, M84, and M85, ME1, ME2 and ME3 | ▪                     | ▪   |     | ▪   | ▪                 | ▪   | ▪   | ▪    | ▪     |
| Extended Factory Lead Time Specify handing |   |                       |     |     |     |                   |     |     |      |       |
| Part Number                                | Description   | Standard levers/knobs |     |     |     | Decorative levers |     |     |      |       |
| 09-506                                     | Outside lever/knob assembly for 00A, 00B or 00C rose                                  | <b>\$213.00</b>       |     |     |     | <b>\$228.00</b>   |     |     |      |       |
| 09-655                                     | Outside lever assembly for AST w/Avanti rose or MER w/Merano rose only                | <b>\$213.00</b>       |     |     |     | <b>N/A</b>        |     |     |      |       |

ORDERING INSTRUCTIONS: Specify part number, lever design, rose, and finish. (Example: 09-506 M53A 626)

### Inside Subassemblies

| Available Finishes - Specify for Listed Parts                   |   |   | 605             | 606 | 612 | 619 | 622 | 625 | 626 | 643e | 626AM |
|---|---|---|-----------------|-----|-----|-----|-----|-----|-----|------|-------|
| Part Number   | Description                                   | Contents  | ▪               | ▪   | ▪   | ▪   | ▪   | ▪   | ▪   | ▪    | ▪     |
| <b>Greenwich inside trim assembly without battery cover</b>     |   |   |                 |     |     |     |     |     |     |      |       |
| L483-033  | Mortise deadbolt (MD)                         | Complete trim minus battery cover, battery holder and mounting screws       | <b>\$479.00</b> |     |     |     |     |     |     |      |       |
| 47270612  | Mobile enabled mortise deadbolt (BMD)         |   | <b>\$479.00</b> |     |     |     |     |     |     |      |       |
| L483-034  | Mortise with push button (MB)                 |   | <b>\$474.00</b> |     |     |     |     |     |     |      |       |
| 47270613  | Mobile enabled mortise with push button (BMB) |   | <b>\$474.00</b> |     |     |     |     |     |     |      |       |
| L483-035  | Mortise with LED (MS)                         |   | <b>\$464.00</b> |     |     |     |     |     |     |      |       |
| 47270614  | Mobile enabled mortise with LED (BMS)         |   | <b>\$464.00</b> |     |     |     |     |     |     |      |       |
| <b>Addison inside escutcheon assembly without battery cover</b> |   |   |                 |     |     |     |     |     |     |      |       |
| L483-036  | Mortise deadbolt (MD)                         | Complete escutcheon minus battery cover, battery holder and mounting screws | <b>\$525.00</b> |     |     |     |     |     |     |      |       |
| 47270616  | Mobile enabled mortise deadbolt (BMD)         |   | <b>\$525.00</b> |     |     |     |     |     |     |      |       |
| L483-037  | Mortise with push button (MB)                 |   | <b>\$520.00</b> |     |     |     |     |     |     |      |       |
| 47270617  | Mobile enabled mortise with push button (BMB) |   | <b>\$520.00</b> |     |     |     |     |     |     |      |       |
| L483-038  | Mortise with LED (MS)                         |   | <b>\$515.00</b> |     |     |     |     |     |     |      |       |
| 47270618  | Mobile enabled mortise with LED (BMS)         |   | <b>\$515.00</b> |     |     |     |     |     |     |      |       |

ORDERING INSTRUCTIONS: Specify finish. (Example: L483-036 626)

Pricing/product description subject to change without notice.

## Outside Subassemblies

| Available Finishes - Specify for Listed Parts |                    |   | 605                   | 606 | 612 | 619 | 622               | 625 | 626 | 643e | 626AM |
|---|--------------------|---|-----------------------|-----|-----|-----|-------------------|-----|-----|------|-------|
| Part Number                                   | Description        | Contents  | ▪                     | ▪   | ▪   | ▪   | ▪                 | ▪   | ▪   | ▪    | ▪     |
| L483-016                                      | Greenwich Trim     | 1) Outside reader (electronics & trim)<br>2) Harness<br>3) Cover<br>4) Grounding spring<br>5) Back plate<br>6) Two screws | <b>\$412.00</b>       |     |     |     |                   |     |     |      |       |
| Part Number                                   | Description        | Contents  | Standard Levers/Knobs |     |     |     | Decorative Levers |     |     |      |       |
| L483-017                                      | Addison Escutcheon | 1) Outside reader (electronics & escutcheon)<br>2) Harness<br>3) Lever  | <b>\$618.00</b>       |     |     |     | <b>\$633.00</b>   |     |     |      |       |
| L483-051                                      | Addison Escutcheon | 1) Outside reader (electronics & escutcheon)<br>2) Harness<br>Lever NOT included  | <b>\$474.00</b>       |     |     |     | <b>\$489.00</b>   |     |     |      |       |

ORDERING INSTRUCTIONS: Specify finish (GRW or ADD). For Addison, also specify lever style. (Example: L483-017 03 626)

## Battery Parts

| Part Number | Description   | Price Each     |
|-------------|---|----------------|
| L483-039    | Battery Harness                                     | <b>\$9.30</b>  |
| N623-006    | Battery Holder                                      | <b>\$18.50</b> |
| L483-025    | Greenwich battery cover with screw, washer & magnet | <b>\$36.30</b> |
| L483-031    | Addison battery cover with screw, washer & magnet   | <b>\$39.10</b> |

## Armor Fronts

| Available Finishes - Specify for Listed Parts |   |                | 605 | 606 | 612 | 619 | 622 | 625 | 626 | 643e | 626AM |
|---|---|----------------|-----|-----|-----|-----|-----|-----|-----|------|-------|
| Part Number                                   | Description   | Price Each     | ▪   | ▪   | ▪   | ▪   | ▪   | ▪   | ▪   | ▪    | ▪     |
| 09-666  | 1-1/4" wide for 1-3/4" and larger door thicknesses (for MS, MB, MD) | <b>\$38.10</b> |     |     |     |     |     |     |     |      |       |

## Strikes

| Available Finishes - Specify for Listed Parts |  |  | 605            | 606 | 612 | 619 | 622 | 625 | 626 | 643e | 626AM |
|---|--|--|----------------|-----|-----|-----|-----|-----|-----|------|-------|
| Part Number                                   | Description  | Contents   | ▪              | ▪   | ▪   | ▪   | ▪   | ▪   | ▪   | ▪    | ▪     |
| 10-136  | 1-1/4" x 4-7/8" strike, 1-3/16" lip length, standard (MS and MB)*    | (1) square corner strike<br>(2) screws<br>(1) strike box (includes DPS magnet) | <b>\$38.50</b> |     |     |     |     |     |     |      |       |
| 10-136-112                                    | 1-1/4" x 4-7/8" strike, 1-1/2" lip length (MS and MB)*               |  | <b>\$38.50</b> |     |     |     |     |     |     |      |       |
| 10-136-134                                    | 1-1/4" x 4-7/8" strike, 1-3/4" lip length (MS and MB)*               |  | <b>\$65.40</b> |     |     |     |     |     |     |      |       |
| L583-761                                      | Strike box with magnet tray only (finish not applicable) - MS and MB |  | <b>\$15.70</b> |     |     |     |     |     |     |      |       |
| L583-760                                      | DPS magnet for L583-761 only (finish not applicable)                 |  | <b>\$15.70</b> |     |     |     |     |     |     |      |       |
| 10-072  | 1-1/4" x 4-7/8" strike, 1-3/16" lip length, standard (MD only)*      | (1) square corner strike<br>(2) screws<br>(1) strike box                       | <b>\$23.20</b> |     |     |     |     |     |     |      |       |
| 10-072-112                                    | 1-1/4" x 4-7/8" strike, 1-1/2" lip length (MD only)*                 |  | <b>\$23.20</b> |     |     |     |     |     |     |      |       |
| 10-072-134                                    | 1-1/4" x 4-7/8" strike, 1-3/4" lip length (MD only)*                 |  | <b>\$59.20</b> |     |     |     |     |     |     |      |       |
| K510-066                                      | Strike box only (finish not applicable) - MD only                    |  | <b>\$7.00</b>  |     |     |     |     |     |     |      |       |

\*ORDERING INSTRUCTIONS: Specify finish.

Pricing/product description subject to change without notice.

## Mortise Cylinders

| Available Finishes - Specify for Listed Parts |  | 605        | 606 | 612 | 619 | 622 | 625        | 626 | 643e | 626AM |
|---|--|------------|-----|-----|-----|-----|------------|-----|------|-------|
|   |  | ▪          | ▪   | ▪   | ▪   | ▪   | ▪          | ▪   | ▪    | ▪     |
| Part Number                                   | Cylinder only  | Price Each |     |     |     |     |            |     |      |       |
|   |  | Open       |     |     |     |     | Restricted |     |      |       |
| 30-021-112                                    | Conventional (non-Everest, non-Primus) - 1-1/2" length | \$120.00   |     |     |     |     | \$138.00   |     |      |       |
| 20-793-112                                    | Primus controlled access- 1-1/2" length                | \$205.00   |     |     |     |     |            |     |      |       |
| 20-793-112-XP                                 | Primus XP controlled access- 1-1/2" length             |            |     |     |     |     |            |     |      |       |
| 20-593-112                                    | Primus UL 437- 1-1/2" length                           | \$239.00   |     |     |     |     |            |     |      |       |
| 20-593-112-XP                                 | Primus XP UL 437- 1-1/2" length                        |            |     |     |     |     |            |     |      |       |

ORDERING INSTRUCTIONS: Specify finish and Cylinder Length. (Reference Cylinder and length requirement table on page 53. (ex 30-021-138-626)

Note: 1 1/2" cylinders support 1 3/4" through 2 1/4" door thickness.

If 1 3/4" thick door a 1 3/8" cylinder can be used by designating 138 in place of 112 in table above. If this is done deduct \$45.00 from list price in table.

## Cylinder Housing Without Core, LE-Series

| Cylinder Type | Cylinder | Finishes Available: 605, 606, 609, 612, 613, 619, 625, 626, 643e |    |        | 16' Price Each |
|---------------|----------|--|----|--------|----------------|
|               |          | Door Thickness (+/- 1/8")  |    |        |                |
|               |          | 1-3/4"   | 2" | 2-1/4" |                |
| FSIC          | 30-016   | 1-1/2" (112)   |    |        | \$64.00        |
| SFIC          | 80-108*  | 1-3/8" (138)   |    | N/A    | \$74.00        |

ORDERING INSTRUCTIONS: Specify finish (30-016-112-626)

\*Cylinders include compression spring

## Mortise Chassis and Wire Harnesses

| Part Number | Description   | Price Each |
|-------------|---|------------|
| L483-000    | Chassis with harness (MS and MB only)                             | \$803.00   |
| L483-001    | Chassis with harness (MD only)                                    | \$968.00   |
| L483-018    | Reader harness  | \$30.90    |
| L483-007    | Chassis harness with RX module switch                             | \$103.00   |
| L483-055    | DPS kit (external, MD only) Contains: magnet, switch, and harness | \$6.50     |

## Door Parts

| Part Number | Description   | Price Each |
|-------------|---|------------|
| L283-029    | (2) Spacers for ANSI A115.1 metal door preparations | \$38.10    |

## Knob Parts

| Part Number | Description                                | Price Each |
|-------------|--|------------|
| K110-550    | Pack of truarc ring (1), spacer (2), knobs | \$9.00     |
| L583-321    | Mounting plate, inside knob                | \$7.60     |

## Lever Parts

| Part Number | Description  | Price Each |
|-------------|--|------------|
| L283-030    | Pack of 20 truarc rings, levers  | \$22.60    |
| L583-212    | (1) Mounting post (ferrule) for 1-3/4" door thickness                        | \$12.10    |
| L583-213    | (1) Mounting post (ferrule) for 2" door thickness                            | \$12.10    |
| L583-214    | (1) Mounting post (ferrule) for 2-1/4" door thickness                        | \$12.10    |
| L283-031    | Mounting plate, inside lever   | \$20.70    |
| L283-040    | Spring cage (1 required per lever)   | \$10.20    |
| L583-066    | Mounting plate screw (2 required per lock)                                   | \$1.40     |
| L283-198    | Spindles and springs for 1-3/4" to 1-7/8" doors (2 each)                     | \$16.50    |
| L283-199    | Spindles and springs for 2" to 2-1/4" doors (2 each)                         | \$19.40    |
| L283-060    | Spindle and spring for 1-3/4" to 1-7/8" doors (qty: 1 – 2 required per lock) | \$8.20     |
| L283-061    | Spindle and spring for 2" to 2-1/4" doors (qty: 1 – 2 required per lock)     | \$10.20    |

Pricing/product description subject to change without notice.

### Screw Packs

| Part Number | Description                          | Contains  | Price Each     |
|-------------|--------------------------------------|---|----------------|
| L483-047    | Greenwich screw pack                 | (2) Reader- mount screws (not finished)<br>(1) Tamper-resistant battery screw<br>(1) Battery cover washer   | <b>\$13.40</b> |
| L483-048    | Addison screw pack<br>specify finish | (1) Each Phillips and tamper-resistant bottom screw - specify finish<br>(2) Reader- mount screws (not finished)<br>(1) Tamper-resistant battery screw<br>(1) Battery cover washer | <b>\$21.60</b> |
| C203-736    | Lock Case Screws                     | (2) C603-256, #12-24 WMS PFH  | <b>\$6.80</b>  |
| C203-736    | Strike Screws                        | (2) C603-256, #12-24 WMS PFH.   | <b>\$6.80</b>  |
| K110-020    | Armor Front Screws                   | (2) K510-210, #8-32 x 1/4" MS PFH   | <b>\$0.92</b>  |
| L483-066    | Battery cover screw (10 pack)        | (10) 24361818 battery cover screw, #4-40 x 1/4" PH<br>(10) L783-036 battery cover captive washer  | <b>\$20.60</b> |

\* Consult Customer Care.

### Chassis Torx Screw Packs

| Part Number | Description  | Contains   | Price Each   |
|-------------|--|--|--------------|
| L283-121    | Tamper-resistant Torx screw pack for<br>standard L screws - specify finish | (2) Armor screws, #8-32 x 1/4" (T-15)<br>(2) Strike screws, #12-24 x 1/2" (T-20)<br>(1) Each T-15 and T-20 installation tool | <b>22.80</b> |
| L483-065    | Backplate screw pack w/grounding<br>spring - specify finish                | (1) L783-029, grounding spring<br>(6) F605-416, #6-32 x 3/8" TFH   | <b>5.20</b>  |

Pricing/product description subject to change without notice.

### Installation Tools

| Part Number | Description   | Price Each      |
|-------------|---|-----------------|
| 40-286      | Universal Clamp   | <b>\$476.00</b> |
| 40-248      | L/LE Series installation template   | <b>\$402.00</b> |
| 40-291      | Universal mortise door position switch (DPS) installation template (For use with only LE-MD lock) | <b>\$146.00</b> |
| 40-158      | Mortise pocket filler (edge)  | <b>\$179.00</b> |

**Note:** The universal clamp above is necessary when using the remaining products to ensure hole placement accuracy. These installation tools function together and form a complete LE installation kit. The "Universal" (Clamp & DPS) products are for use in all CO, AD and LE product installations.

### Wood Mounts

| Part Number | Description                           | Price Each      |
|-------------|---------------------------------------|-----------------|
| 44-212      | LE Series mortise mount (for display) | <b>\$417.00</b> |

### ENGAGE Wireless Test Kit & Accessories

| Part Number | Description   | List Price        |
|-------------|---|-------------------|
| 47271232    | TKE - ENGAGE Test Kit. For use in pre-installation test applications. Comes with 2 TKE Transponders, ENGAGE gateway, tripod, TKE gateway bracket, battery, and backpack carry case. | <b>\$1,823.00</b> |
| 47269850    | TKE Transponder   | <b>\$567.00</b>   |
| 47269870    | TKE Gateway Bracket (Tripod Adapter)  | <b>\$46.40</b>    |

|   |           |
|---|-----------|
| <b>NDE WITH ENGAGE TECHNOLOGY - TABLE OF CONTENTS</b> |           |
| <b>FINISH CODES AND DESCRIPTIONS</b>                  | <b>71</b> |
| <b>HOW TO ORDER</b>                                   | <b>72</b> |
| <b>STANDARD FEATURES</b>                              | <b>73</b> |
| <b>NDE FUNCTIONS</b>                                  | <b>74</b> |
| <b>NSE WIRELESS LOCK</b>                              | <b>75</b> |
| <b>NDE WIRELESS LOCK - CYLINDRICAL</b>                | <b>76</b> |
| <b>ORDERING GUIDE</b>                                 | <b>77</b> |
| <b>NDE PARTS</b>                                      | <b>80</b> |
| Outside Escutcheon Subassembly                        | 80        |
| Reader PCBA   | 80        |
| Battery Holder Kit                                    | 80        |
| Levers and Related Components                         | 80        |
| Inside Escutcheon Subassembly                         | 81        |
| Latches and Related Components                        | 81        |
| Strikes   | 81        |
| Competitor Core/Compatibility Parts                   | 82        |
| Reinforcements  | 82        |
| Motorized Chassis Assembly                            | 82        |
| Main Wire Harness                                     | 82        |
| Miscellaneous Parts                                   | 82        |
| Conversion Kits                                       | 83        |
| Screws  | 83        |
| Screw Packs   | 83        |
| Torx Screw Packs                                      | 83        |
| Cylinder Reference Table                              | 83        |
| <b>CTW ENGAGE SINGLE DOOR CONTROLLER</b>              | <b>84</b> |

| <b>Finish Codes and Descriptions</b> |          |   |
|--------------------------------------|----------|---|
| <b>Code</b>                          |          | <b>Description</b>                      |
| 605                                  | (US 3)   | Bright Brass                            |
| 606                                  | (US 4)   | Satin Brass                             |
| 612                                  | (US 10)  | Satin Bronze                            |
| 619                                  | (US 15)  | Satin Nickel                            |
| 622                                  | (US19)   | Matte Black                             |
| 625                                  | (US 26)  | Bright Chromium Plated                  |
| 626                                  | (US 26D) | Satin Chrome                            |
| 626AM                                | ▲        | Antimicrobial Coating on Satin Chromium |
| 643e                                 | (US 11)  | Aged Bronze                             |

**CONTACT INFORMATION FOR NDE SERIES LOCKS & DEVICES**

Payment Address: Schlage Electronic Security  
 15934 Collections Center Drive  
 Chicago, IL 60693

|   |   |
|---|---|
| <b>877-671-7011</b>   |   |
| <b>Customer Service:</b>  | <b>Technical Support:</b>   |
| Order Status, Credit Returns of Non-Defective Products, General Sales Questions | Technical Questions/Issues, Returns of Defective Products, Repairs                |
| Email Orders To:<br>Order_Entry_Schlage_Commercial@allegion.com                 | Contact For Technical Assistance:<br>Electronic_Lock_TechProdSupport@allegion.com |

Pricing/product description subject to change without notice.

## How to Order:

| REQUIRED FIELDS |    |     |     | FACTORY DEFAULT AND OPTIONS |     |        |        |          |
|-----------------|----|-----|-----|-----------------------------|-----|--------|--------|----------|
| NDE80           | PD | ATH | 626 | SPA                         | 605 | 13-247 | 10-130 | S123     |
| NDEB            | JD | LAT | 622 |                             |     | 13-247 | 10-125 | K510-066 |

**Series:** Vandlgard only  
 NDE80 Single function  
 NDEB Multi-function  
 (specified during commissioning)

**Cylinder Type:**  
 P Schlage KIL format  
 (see ordering pages for options)  
 D Dead Latch (only option)

**Outside Lever:**  
 ATH Athens\*  
 BRK Boardwalk\*  
 BRW Broadway\*  
 LAT Latitude\*  
 LON Longitude\*  
 OME Omega  
 RHO Rhodes\*  
 SPA Sparta\*  
 TLR Tubular\*  
 \* Tactile warning available – see lever options

**Outside Finish:**  
 605 Bright Brass  
 606 Satin Brass  
 612 Satin Bronze  
 619 Satin Nickel  
 622 Matte Black  
 625 Bright Chrome  
 626 Satin Chrome  
 626AM Satin Chrome (Anti – Microbial)  
 643e Aged Bronze

**Inside Lever:**  
 • Same style options as Outside Levers  
 • Omega levers are very close to the escutcheon when rotated – consider Sparta levers as a substitute  
 • Tactile levers not available for inside lever

**Inside Finish:**  
 • Same finish options as Outside Finish

**Latch:**  
 13-247 – 2-3/4" backset; 1/2" throw bolt; 1-1/8"x2-1/4" faceplate (standard for both series)  
 (see ordering page for options)

**Strike:**  
 NDE80: 10-130 – 1-1/4" x 4-7/8" with 1-3/16" lip and magnets for door position sensing  
 NDEB: 47267101 – 1-1/4" x 4-7/8" with 1-3/16" lip (10-025 with retained screws)  
 (see ordering page for options)

**Keyway:**  
 S123 Everest 29 (standard for both series)  
 (see ordering page for options)

**Additional Options:**  
 see ordering pages for options)




**Standard Features**

|               |   |
|---------------|---|
| Certification | ANSI/BHMA Certified A156.25-2013, A156.2-2011, Series 4000, Grade 1, UL 294, UL 10C |
| Latch         | 1 1/8" x 2 1/4", Square corner faceplate, 1" housing diameter, 1/2" throw           |
| Strike        | 1 1/4" x 4 7/8", ANSI Square corner, with DPS magnets, no box                       |
| Backset       | 2 3/4"  |
| Cylinder      | 6-Pin solid brass, keyed 6-pin, S123 keyway, keyed different (KD)                   |
| Door Range    | Comes set for 1-3/4" thick doors. Can be field adjusted for doors 1-5/8"-2" thick.  |
| Keys          | Two nickel silver cut keys per lock, 6-pin, S123 section                            |

**Common Pricing Information**

|     |  |
|-----|--|
| 1.  | Locks are furnished with standard features unless otherwise specified.   |
| 2.  | Door thickness is 1 3/4"   |
| 3.  | Split finishes and designs will be priced at the highest list price of the design and/or finish.   |
| 4.  | Engineering specials are denoted by a part number beginning with "X" and are not subject to standard discounting.  |
| 5.  | denotes a lock or part that requires an extended lead time.  |
| 6.  | For all restricted keyways (Everest D, Everest 29 T, Quad, Numbered, Reversed) add \$18.00. This does not apply to Primus cylinders. See Terms and Conditions for ordering information and requirements. |
| 7.  | Locks, keys and cylinders containing restricted keyways require additional documentation to order. Please see Terms and Conditions for the specific requirements.  |
| 8.  | Keyway must be specified for keyed functions and cylinders. If not specified, default keyway will be S123 for KA, KD and 0-bitted product and S145 for Factory managed masterkey systems.                |
| 9.  | Multiple keying options are available. Locks and cylinders are furnished KD unless otherwise specified or excepted by notation.  |
| 10. | Control Keys for permanent and construction cores are not included with the lock or cylinder and must be ordered separately.   |
| 11. | Locks specified with "C" keyway and KD or 0-bitted will receive 6 pin cylinders (keyed 5) with 5 pin keys.   |
| 12. | Full Size Interchangeable Cores (FSIC) are furnished 1-bitted unless otherwise specified. If 0-bitted is selected, the order will be entered as 1-bitted. This does not apply to FSIC Primus® cores.     |
| 13. | Conventional cylinders, Primus cylinders (conventional and FSIC) can be supplied 0-bitted. If 1-bitted is selected, the order will be entered as 0-bitted.   |
| 14. | Available plug face finishes are 606, 622, 626 and 643e  |

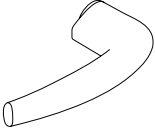

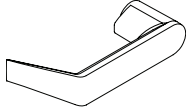
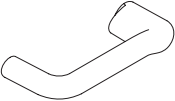

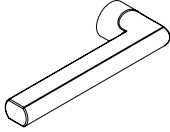
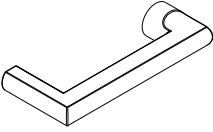
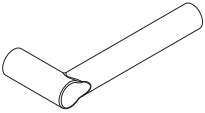
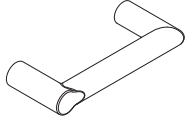
**Pricing/product description subject to change without notice.**

ANSI/BHMA Certified A156.25-2013, A156.2-2011, Series 4000, Grade 1, UL 294, UL 10C

NDE

| NDE80 - No interior push button |  |
|---------------------------------|--|
| <b>Storeroom</b>                | Lockset is normally secure with outside lever disengaged. Valid credential or key momentarily unlocks door. Valid credential may be used to change to a passage or secured state. A mechanical key will retract the latch. Inside lever always allows free egress. |

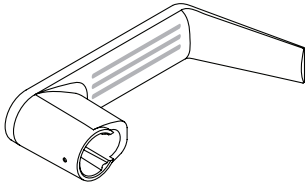
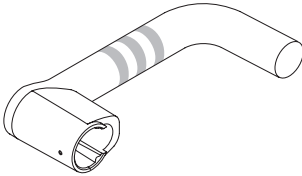
| NDEB - Interior push button |  |
|-----------------------------|--|
| <b>Storeroom</b>            | Lockset is normally secure with outside lever disengaged. Valid credential or key momentarily unlocks door. Valid credential may be used to change to a passage or secured state. Interior push button confirms state of the lock. A mechanical key will retract the latch. Inside lever always allows free egress.  |
| <b>Office</b>               | Lockset is normally secure. Interior pushbutton on inside housing may be used to select a passage or secured status. Valid toggle credentials on the exterior may also be used to change status. Meets need for lockdown function for safety and security. A mechanical key will retract the latch. Inside lever always allows free egress.  |
| <b>Privacy</b>              | Lockset is normally secure. Interior pushbutton on inside housing may be used to select a privacy status. The interior pushbutton will disable normal electronic access from the exterior. Opening the door or pressing the interior pushbutton a second time on the inside housing deactivates the privacy status. A mechanical key will always retract the latch. Inside lever always allows free egress. Door position sensor required for function.  |
| <b>Apartment</b>            | Lockset is normally secure. Interior pushbutton on inside housing may be used to select a passage or secured status. Opening the door or pressing the interior pushbutton causes the lockset to toggle unsecured. While toggled unsecured, the lockset can only be secured while the door is closed by pressing the interior pushbutton or using a normal credential on the exterior. Normal electronic access from the exterior is always allowed. A mechanical key will retract the latch. Inside lever always allows free egress. |

|  |   |  |  |   |
|--|---|--|--|---|
| <b>Athens (ATH)</b><br>   | <b>Sparta (SPA)</b><br>    | <b>Rhodes (RHO)</b><br>   | <b>Tubular (TLR)</b><br>   | <b>Omega (OME)</b><br> |
| <b>Latitude (LAT)</b><br> | <b>Longitude (LON)</b><br> | <b>Broadway (BRW)</b><br> | <b>Boardwalk (BRK)</b><br> |   |

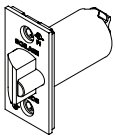
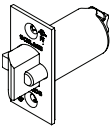
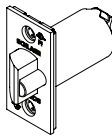
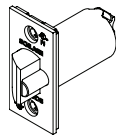
**Commercial Lever Suite**

| NDE Levers | AD/CO Levers | ND Levers | L Lock Levers | 98/99 Exit | ALX Lock  | S Lock  | F Lock   |
|------------|--------------|-----------|---------------|------------|-----------|---------|----------|
| Athens     | Athens       | Athens    | 07            | 07         | Athens    | Jupiter |          |
| Sparta     | Sparta       | Sparta    | 17            | 17         | Sparta    | Neptune | Jazz     |
| Rhodes     | Rhodes       | Rhodes    | 06            | 06         | Rhodes    | Saturn  | Elan     |
| Tubular    |              | Tubular   |               |            | Tubular   |         |          |
| Omega      |              | Omega     |               |            | Omega     |         |          |
| Latitude   |              | Latitude  | Latitude      | Latitude   | Latitude  |         | Latitude |
| Longitude  |              | Longitude | Longitude     | Longitude  | Longitude |         |          |
| Broadway   |              | Broadway  |               |            | Broadway  |         |          |
| Boardwalk  |              | Boardwalk |               |            | Boardwalk |         |          |




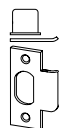
**Tactile Options**

|   |   |
|---|---|
| <br><b>Typical pattern for 8AT, 8LT, 8LN, 8RO, 8SP</b> | <br><b>Typical pattern for 8BK, 8BW, 8TR</b> |
|---|---|

**Latches**

|   |   |  |   |
|---|---|--|---|
| <b>Deadlatch, 13-247</b><br> | <b>Anti-Friction Fire Door Deadlatch, 14-042</b><br> | <b>Deadlatch, 14-047</b><br> | <b>Deadlatch, 14-048</b><br> |
|---|---|--|---|

**Strikes**

|  |  |   |  |
|--|--|---|--|
| <b>ANSI Strike, 10-130<br/>47267101<br/>(10-025 w/ retained screws)</b><br> | <b>ANSI Strike, standard box<br/>10-131</b><br> | <b>T Strike, 10-132</b><br> | <b>Square corner, T-strike, deep box,<br/>fire door latch, 10-133</b><br> |
|--|--|---|--|

Pricing/product description subject to change without notice.

## Cylinder

| Core Callout  | Description   | Levers                                    |
|---------------|---|---|
| <b>P</b>      | 6-Pin KIL Cylinder  | ATH OME RHO<br>SPA TLR LAT<br>LON BRW BRK |
| <b>L</b>      | Less 6-Pin KIL Cylinder   |   |
| <b>Z</b>      | Everest SL 7 pin KIL Cylinder   |   |
| <b>R</b>      | Full Size Interchangeable Core  |   |
| <b>J</b>      | Less Full Size Interchangeable Core   |   |
| <b>T</b>      | Full Size Construction Core   |   |
| <b>B</b>      | Less Small Format Interchangeable Core  |   |
| <b>BDC</b>    | Disposable Small Format Interchangeable Core                                    |   |
| <b>G</b>      | 7 Pin Small Format Interchangeable Core   |   |
| <b>50-231</b> | Construction Core Handling Charge (non-refundable)                              |   |
| <b>L SAR</b>  | Less cylinder: Sargent KIL Core - 10L & 11L                                     | ATH RHO SPA TLR                           |
| <b>L COR</b>  | Less cylinder: Corbin KIL Core - 8000   |   |
| <b>J SAR</b>  | Less cylinder: Sargent FSIC 6-pin Core - 6300                                   |   |
| <b>J CO6</b>  | Less cylinder: Corbin FSIC 6-pin Core - 8000                                    |   |
| <b>J YA6</b>  | Less cylinder: Yale FSIC 6-pin Core - 1210 or Medesco FSIC 6-pin Core - 31-0100 |   |
| <b>J MED</b>  | Less cylinder: Medesco FSIC 6-pin Core - 32-0101                                |   |
| <b>J CO7</b>  | Less cylinder: Corbin FSIC 7 pin Core - 8000-7                                  | RHO                                       |
| <b>J YA7</b>  | Less cylinder: Yale FSIC 7-pin Core - 1211                                      |   |

- Notes:**
1. Competitor lever designs come in finishes 626 standard, and 605, 606, 612, 619, 625, 643e, and 626AM with extended lead-times.
  2. For P, R and G -Master Keyed cylinders can be specified and will be shipped in lock packaging.
  3. For Master Key System Summary form which should accompany the master keyed order, see pages 293-303.
  4. For Master Keying, additional line item 50-210 is required for Classic and Everest cylinders.
  5. Control Keys for installation/removal of interchangeable cores are not furnished and must be ordered separate.
  6. Spring cages & tail pieces are different based on the type of cylinder and chassis selected. Please see the NDE-Series parts guide for more information.
  7. The NDE-Series accepts many popular models of standard, SFIC, and FSIC cylinders. See pricebook for specific configurations.
  8. For additional assistance on Master Keying as well as restricted keyways please contact your local sales representative.



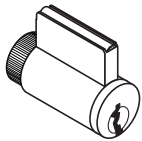
## 1. Select Product Series

|              |  |                 |
|--------------|--|-----------------|
| <b>NDE80</b> | Cylindrical Storeroom Lock with Vandlgard      | <b>\$971.00</b> |
| <b>NDEB</b>  | Multi-Function Cylindrical Lock with Vandlgard | <b>\$971.00</b> |

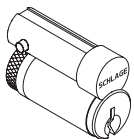


NDE-80

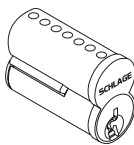
KIL Format  
P L Z L-SAR L-CO6



FSIC Format  
R J T J-SAR J-CO6 J-CO7  
J-YA6 J-YA7 J-MED



FSIC Format  
B BDC G H



## 2. Select Cylinder Type

|                  |  |                       |
|------------------|--|-----------------------|
| <b>PD</b> ●      | With Cylinder, Schlage- (Everest 29 S123, 6 Pin KIL standard)                    | <b>N/C</b>            |
| <b>ZD</b> ●      | With Cylinder, Schlage- Everest SL, 6 Pin KIL (factory master keyed only)        | <b>N/C</b>            |
| <b>LD</b>        | Less Cylinder, Schlage, Falcon, 6 Pin KIL  | <b>DEDUCT \$65.00</b> |
| <b>RD</b> ● □    | With Cylinder, Schlage 6-Pin (Everest 29 S123 standard) FSIC                     | <b>\$38.00</b>        |
| <b>JD</b>        | Less Cylinder, Schlage, 6 Pin FSIC   | <b>DEDUCT \$36.00</b> |
| <b>T</b>         | FSIC construction core   | <b>\$39.00</b>        |
| <b>G</b> ● □     | With Cylinder, Schlage 7-Pin (Everest 29R standard) (factory master keyed only)  | <b>\$87.00</b>        |
| <b>B</b>         | Less Cylinder, Schlage, Falcon, Competitive OEM's, 7 Pin (SFIC)                  | <b>N/C</b>            |
| <b>L CO6</b> ○   | Less Cylinder, Corbin Russwin KIL, 6 Pin KIL                                     | <b>N/C</b>            |
| <b>L SAR</b> ⌘ ○ | Less Cylinder, Sargent (10L + 11L), 6 Pin KIL                                    | <b>N/C</b>            |
| <b>J SAR</b> ⌘ ○ | Less Cylinder, Sargent 6300, 6 Pin FSIC  | <b>N/C</b>            |
| <b>J CO6</b> ⌘ ○ | Less Cylinder, Corbin 8000, 6 Pin FSIC   | <b>N/C</b>            |
| <b>J CO7</b> ○   | Less Cylinder, Corbin 8000-7, 7 Pin FSIC, (Only RHO, 8RO, SPA, 8SP)              | <b>N/C</b>            |
| <b>J MED</b> ○   | Less Cylinder, Medeco 32*0201, 6 Pin FSIC (Only RHO, 8RO, SPA, 8SP lever styles) | <b>N/C</b>            |
| <b>J YA6</b> ⌘ ○ | Less Cylinder, Yale 1210 or Medeco 31*0100, 6 Pin FSIC                           | <b>N/C</b>            |
| <b>J YA7</b> ○   | Less Cylinder, Yale 1220, 7 Pin FSIC (Only RHO, 8RO, SPA, 8SP lever styles)      | <b>N/C</b>            |
| <b>H</b>         | SFIC construction core   | <b>\$45.00</b>        |
| <b>BDC</b>       | SFIC disposable  | <b>N/C</b>            |
| <b>50-231</b>    | Construction core handling charge (non-refundable)                               | <b>\$10.70</b>        |

● Master Keyed cylinders can be specified and will be shipped in lock packaging. For Master Keying System Summary form which should accompany the master keyed order, see page 293.

△ For Master Keying, additional line item 50-210 is required \$20.70 each.

□ Control Keys for installation/removal of interchangeable cores are not furnished and must be ordered separate.

For additional assistance on Master Keying as well as restricted keyways please contact customer service.

⌘ Extended lead time on all finishes except 626

○ Not available on LAT, LON, BRW and BRK

## 3. Select Outside Lever\*

|   |                 |                       |
|---|-----------------|-----------------------|
| <b>LLL</b>  | Less each lever | <b>DEDUCT \$23.70</b> |
| <b>SPA</b>  | Sparta          | <b>N/C</b>            |
| <b>RHO</b>  | Rhodes          | <b>N/C</b>            |
| <b>ATH</b>  | Athens          | <b>N/C</b>            |
| <b>TLR</b>  | Tubular         | <b>N/C</b>            |
| <b>OME</b>  | Omega           | <b>N/C</b>            |
| <b>LAT</b>  | Latitude        | <b>N/C</b>            |
| <b>LON</b>  | Longitude       | <b>N/C</b>            |
| <b>BRW</b>  | Broadway        | <b>N/C</b>            |
| <b>BRK</b>  | Boardwalk       | <b>N/C</b>            |
| <b>Tactile options</b> (BAT, 8LT, 8LN, 8RO, 8SP, 8BK, 8BW, 8TR) |                 | <b>\$45.90</b>        |

## 4. Select Outside Finish

|              |                            |                 |
|--------------|----------------------------|-----------------|
| <b>626</b>   | Satin Chrome               | <b>N/C</b>      |
| <b>605</b>   | Bright Brass               | <b>\$72.00</b>  |
| <b>606</b>   | Satin Brass                | <b>\$72.00</b>  |
| <b>612</b>   | Satin Bronze               | <b>\$72.00</b>  |
| <b>619</b>   | Satin Nickel               | <b>\$72.00</b>  |
| <b>622</b>   | Matte Black                | <b>\$72.00</b>  |
| <b>625</b>   | Bright Chrome              | <b>\$72.00</b>  |
| <b>643e</b>  | Aged Bronze                | <b>\$72.00</b>  |
| <b>626AM</b> | Satin Chrome Antimicrobial | <b>\$102.00</b> |

## 5. Select Inside Lever\* (Specify only if different from Outside Lever)

|   |                 |                       |
|---|-----------------|-----------------------|
| <b>LLL</b>  | Less each lever | <b>DEDUCT \$23.70</b> |
| <b>SPA</b>  | Sparta          | <b>N/C</b>            |
| <b>RHO</b>  | Rhodes          | <b>N/C</b>            |
| <b>ATH</b>  | Athens          | <b>N/C</b>            |
| <b>TLR</b>  | Tubular         | <b>N/C</b>            |
| <b>OME</b>  | Omega           | <b>N/C</b>            |
| <b>LAT</b>  | Latitude        | <b>N/C</b>            |
| <b>LON</b>  | Longitude       | <b>N/C</b>            |
| <b>BRW</b>  | Broadway        | <b>N/C</b>            |
| <b>BRK</b>  | Boardwalk       | <b>N/C</b>            |
| <b>Tactile options</b> (BAT, 8LT, 8LN, 8RO, 8SP, 8BK, 8BW, 8TR) |                 | <b>\$45.90</b>        |

Credentials available, see pages 26-31.

Pricing/product description subject to change without notice.

**6. Select Inside Finish** (Specify only if different from Outside Finish)

|              |                            |           |
|--------------|----------------------------|-----------|
| <b>626</b>   | Satin Chrome               | N/C       |
| <b>605</b>   | Bright Brass               | \$72.00*  |
| <b>606</b>   | Satin Brass                | \$72.00*  |
| <b>612</b>   | Satin Bronze               | \$72.00*  |
| <b>619</b>   | Satin Nickel               | \$72.00*  |
| <b>622</b>   | Matte Black                | \$72.00*  |
| <b>625</b>   | Bright Chrome              | \$72.00*  |
| <b>643e</b>  | Aged Bronze                | \$72.00*  |
| <b>626AM</b> | Satin Chrome Antimicrobial | \$102.00* |

\* Charge only applies if outside finish is 626 and you are specifying a different inside finish.

**7. Select Backset & Latchbolt**

|               |   |                |
|---------------|---|----------------|
| <b>LLL</b>    | Less Latch  | DEDUCT \$36.30 |
| <b>13-247</b> | 2-3/4" Backset, Deadlatch, Square corner, 1-1/8" x 2-1/4"               | STANDARD       |
| <b>14-042</b> | 2-3/4" Backset, Deadlatch Anti-friction fire door latch, Square corner, | \$186.00       |
| <b>14-047</b> | 2-3/8" Backset, Deadlatch Square corner, 1-1/8" x 2-1/4"                | N/C            |
| <b>14-048</b> | 2-3/8" Backset, Deadlatch Square corner, 1" x 2-1/4"                    | N/C            |

**8-9. Select Strike Plate and Strike Lip Length**

|                  |   |          |
|------------------|---|----------|
| <b>10-130*</b>   | 1-3/16" Lip, ANSI, DPS magnets, no box, 1-1/4" x 4-7/8"                     | STANDARD |
| <b>10-131*</b>   | 1-3/16" ANSI, DPS magnets, Standard box, 1-1/4" x 4-7/8"                    | N/C      |
| <b>10-132**†</b> | 1-1/8" Lip, Square Corner, T-strike, DPS magnets, box, 1-1/8" - 2-3/4"      | N/C      |
| <b>10-133†</b>   | 1-1/8" Lip, Square Corner, T-strike, DPS magnets, deep box, fire door latch | \$18.00  |
| <b>K510-066</b>  | Box for ANSI strike (Must be specific)                                      | N/C      |

\* 1-3/8" Lip available, must specify 1-3/8" Lip \$15.50, 1-1/2" Lip available, must specify 1-1/2" Lip \$15.50

\*\* 1-1/2" Lip available, must specify 1-1/2" Lip \$8.40

† DPS magnet requires prep and install beneath strike

**10. Select Keying Type**

|  |                                     |          |
|--|-------------------------------------|----------|
| <b>Open Keyway Families: KIL or FSIC<sup>2</sup></b>         |                                     |          |
| <b>S123</b>  | Everest 29 S (Key in Lever or FSIC) | STANDARD |
| <b>C123</b>  | Everest C                           | N/C      |
| <b>C/CE/E/EF/ F/ FG/ G</b>                                   | Classic Obverse                     | N/C      |
| <b>Restricted Keyway Families: KIL or FSIC<sup>1,2</sup></b> |                                     |          |
| <b>29 T</b>  | Everest 29 T                        | \$18.00  |
| <b>D</b>   | Everest D                           | \$18.00  |
| <b>29R</b>   | Everest 29 R (Everest SL)           | \$18.00  |
| <b>B</b>   | Everest B (Everest SL)              | \$18.00  |
| <b>Classic Restricted</b>                                    | Quad, Numbered, Reverse             | \$18.00  |
| <b>Restricted Keyway Families: SFIC<sup>3</sup></b>          |                                     |          |
| <b>29R</b>   | Everest 29 R                        | N/C      |
| <b>B</b>   | Everest B                           | N/C      |

<sup>1</sup> Everest Restricted Keyways require a Letter of Authorization to be submitted with the order. See sample Letter of Authorization, see page 305.

<sup>2</sup> Full Size key systems (Everest 29 S & T, Everest C & D, Obverse & Quad) are available in Primus and Primus XP key system and must be ordered separately. Lock should be ordered less cylinder and Primus cylinder should be a separate line.

<sup>3</sup> Master Keyed cylinders can be specified and will be shipped in lock packaging. For Master Keying System Summary form which should accompany the master keyed order, see page 293.

### Outside Escutcheon Subassembly

| Available Finishes - Specify for Listed Parts |  |  | 605             | 606 | 612 | 619 | 625 | 626 | 643e | 626AM |
|---|--|--|-----------------|-----|-----|-----|-----|-----|------|-------|
|   |  |  | ▪               | ▪   | ▪   | ▪   | ▪   | ▪   | ▪    | ▪     |
| Part Number                                   | Description  | Contents   | Price Each      |     |     |     |     |     |      |       |
| N223-045                                      | Outside Escutcheon Subassembly (without reader PCBA) | (3) #6-32 x .25 FH PD TC Screw<br>(1) Outside Escutcheon<br>(1) Outside RF Window Assembly<br>(1) Adjustment Spring<br>(1) Outside Backplate | <b>\$108.00</b> |     |     |     |     |     |      |       |

### Reader PCBA

| Part Number | Description | Price Each      |
|-------------|-------------|-----------------|
| N223-046    | Reader PCBA | <b>\$355.00</b> |

### Battery Holder Kit

| Part Number | Description        | Contents                                       | Price Each     |
|-------------|--------------------|--|----------------|
| N223-044    | Battery Holder Kit | (1) Battery Tray Assembly<br>(1) Battery Strap | <b>\$26.30</b> |

### Levers and Related Components

| Available Finishes - Specify for Listed Parts  |  | 605             | 606 | 612 | 619 | 625 | 626 | 643e | 626AM |
|--|--|-----------------|-----|-----|-----|-----|-----|------|-------|
|  |  | ▪               | ▪   | ▪   | ▪   | ▪   | ▪   | ▪    | ▪     |
| Part Number  | Description  | Price Each      |     |     |     |     |     |      |       |
| N523-127   | FSIC Core Driver   | <b>\$2.80</b>   |     |     |     |     |     |      |       |
| N523-091   | SFIC Core Driver   | <b>\$12.60</b>  |     |     |     |     |     |      |       |
| 09-774   | SFIC Core Driver and Spacer  | <b>\$15.50</b>  |     |     |     |     |     |      |       |
| D500-000   | SFIC Core Spacer - Spacer required for 6-pin, no spacer required for 7-pin                           | <b>\$1.60</b>   |     |     |     |     |     |      |       |
| New product manufactured on or after February 1, 2017 (reference serial number label on product) |  |                 |     |     |     |     |     |      |       |
| 03-230*  | Lever - Closed; ATH, 8AT, RHO, 8RO, SPA, 8SP, OME, TLR, 8TR  | <b>\$187.00</b> |     |     |     |     |     |      |       |
| 03-231*  | Lever - Cylinder - Schlage KIL; ATH, RHO, SPA  |                 |     |     |     |     |     |      |       |
| 03-232*  | Lever - Cylinder - Schlage FSIC; ATH, RHO, SPA   |                 |     |     |     |     |     |      |       |
| 03-200*  | Lever - Cylinder - Schlage SFIC; ATH, RHO, SPA   |                 |     |     |     |     |     |      |       |
| 47258039   | Lever - Cylinder - Schlage SFIC - BRW  | <b>\$187.00</b> |     |     |     |     |     |      |       |
| 47258040   | Lever - Cylinder - Schlage SFIC - BRK  |                 |     |     |     |     |     |      |       |
| 47258041   | Lever - Cylinder - Schlage SFIC - LAT  |                 |     |     |     |     |     |      |       |
| 47258042   | Lever - Cylinder - Schlage SFIC - LON  |                 |     |     |     |     |     |      |       |
| 47260537   | Lever - Cylinder - Schlage SFIC - 8BY  | <b>\$187.00</b> |     |     |     |     |     |      |       |
| 47260538   | Lever - Cylinder - Schlage SFIC - 8BK  |                 |     |     |     |     |     |      |       |
| 47260539   | Lever - Cylinder - Schlage SFIC - 8LT  |                 |     |     |     |     |     |      |       |
| 47260540   | Lever - Cylinder - Schlage SFIC - 8LN  |                 |     |     |     |     |     |      |       |
| 47258043   | Lever - Closed - BRW   | <b>\$140.00</b> |     |     |     |     |     |      |       |
| 47258044   | Lever - Closed - BRK   |                 |     |     |     |     |     |      |       |
| 47258045   | Lever - Closed - LAT   |                 |     |     |     |     |     |      |       |
| 47258046   | Lever - Closed - LON   |                 |     |     |     |     |     |      |       |
| 47260541   | Lever - Closed - 8BY   | <b>\$187.00</b> |     |     |     |     |     |      |       |
| 47260542   | Lever - Closed - 8BK   |                 |     |     |     |     |     |      |       |
| 47260543   | Lever - Closed - 8LT   |                 |     |     |     |     |     |      |       |
| 47260544   | Lever - Closed - 8LN   |                 |     |     |     |     |     |      |       |
| 47258047   | Lever - PD, ZD, LD - BRW   | <b>\$140.00</b> |     |     |     |     |     |      |       |
| 47258048   | Lever - PD, ZD, LD - BRK   |                 |     |     |     |     |     |      |       |
| 47258049   | Lever - PD, ZD, LD - LAT   |                 |     |     |     |     |     |      |       |
| 47258050   | Lever - PD, ZD, LD - LON   |                 |     |     |     |     |     |      |       |
| 47260545   | Lever - PD, ZD, LD - 8BY   | <b>\$187.00</b> |     |     |     |     |     |      |       |
| 47260546   | Lever - PD, ZD, LD - 8BK   |                 |     |     |     |     |     |      |       |
| 47260547   | Lever - PD, ZD, LD - 8LT   |                 |     |     |     |     |     |      |       |
| 47260548   | Lever - PD, ZD, LD - 8LN   |                 |     |     |     |     |     |      |       |
| 47258051   | Lever FSIC RD, JD, TD - BRW  | <b>\$140.00</b> |     |     |     |     |     |      |       |
| 47258052   | Lever FSIC RD, JD, TD - BRK  |                 |     |     |     |     |     |      |       |
| 47258053   | Lever FSIC RD, JD, TD - LAT  |                 |     |     |     |     |     |      |       |
| 47258054   | Lever FSIC RD, JD, TD - LON  |                 |     |     |     |     |     |      |       |
| 47260549   | Lever FSIC RD, JD, TD - 8BY  | <b>\$187.00</b> |     |     |     |     |     |      |       |
| 47260550   | Lever FSIC RD, JD, TD - 8BK  |                 |     |     |     |     |     |      |       |
| 47260551   | Lever FSIC RD, JD, TD - 8LT  |                 |     |     |     |     |     |      |       |
| 47260552   | Lever FSIC RD, JD, TD - 8LN  |                 |     |     |     |     |     |      |       |
| Original product manufactured before February 1, 2017 (reference serial number label on product) |  |                 |     |     |     |     |     |      |       |
| 03-030*  | Lever - Closed; ATH, RHO, SPA  | <b>\$140.00</b> |     |     |     |     |     |      |       |
| 03-031*  | Lever - Cylinder - Schlage KIL; ATH, RHO, SPA  |                 |     |     |     |     |     |      |       |
| 03-032*  | Lever - Cylinder - Schlage FSIC; ATH, RHO, SPA   |                 |     |     |     |     |     |      |       |
| 03-000*  | Lever - Cylinder - Schlage SFIC; ATH, RHO, SPA   |                 |     |     |     |     |     |      |       |
| *  | Specify part number, lever style, finish. Ex: 03-031 ATH 626 (open lever, Athens design, 626 finish) |                 |     |     |     |     |     |      |       |

Pricing/product description subject to change without notice.



## Inside Escutcheon Subassembly

| Available Finishes - Specify for Listed Parts |   |  | 605             | 606 | 612 | 619 | 625 | 626 | 643e | 626AM |
|---|---|--|-----------------|-----|-----|-----|-----|-----|------|-------|
| Part Number                                   | Description   | Contents   | Price Each      |     |     |     |     |     |      |       |
| N223-047                                      | NDE80 Inside Escutcheon Subassembly (without Main PCBA)                           | (3) #4-40 x .25 PH PD Taptite Screw<br>(1) Inside Escutcheon<br>(1) RF Window<br>(1) Inside Battery Cover  | <b>\$133.00</b> |     |     |     |     |     |      |       |
| N223-048                                      | NDE80 Inside Escutcheon Assembly (with Main PCBA)                                 | (3) #4-40 x .25 PH PD Taptite Screw<br>(1) Inside Escutcheon<br>(1) RF Window<br>(1) Inside Battery Cover<br>(1) Main PCB Module<br>(1) Inside Label | <b>\$516.00</b> |     |     |     |     |     |      |       |
| 47278749                                      | NDEB Inside Escutcheon Assembly (with Main PCBA)<br><b>Upgrades NDE80 Product</b> | (1) Inside Escutcheon<br>(1) RF Window<br>(1) Door Position Sensor<br>(1) Main PCB Module<br>(1) Inside Label  | <b>\$476.00</b> |     |     |     |     |     |      |       |
| N623-007                                      | Inside Battery Cover  | (1) Battery Cover  | <b>\$40.00</b>  |     |     |     |     |     |      |       |

## Latches and Related Components

| Available Finishes - Specify for Listed Parts |  |  | 605             | 606 | 612 | 619 | 625 | 626 | 643e | 626AM |
|---|--|--|-----------------|-----|-----|-----|-----|-----|------|-------|
| Part Number                                   | Backset - Description  |  | Price Each      |     |     |     |     |     |      |       |
| <b>Dead Latch***</b>                          |  |  |                 |     |     |     |     |     |      |       |
| 14-047  | 2 3/8" - Square corner, 1 1/8" x 2 1/4"  |  | <b>\$121.00</b> |     |     |     |     |     |      |       |
| 14-048  | 2 3/8" - Square corner, 1" x 2 1/4"  |  | <b>\$121.00</b> |     |     |     |     |     |      |       |
| 13-247  | 2 3/4" - Square corner, 1 1/8" x 2 1/4"  |  | <b>\$92.80</b>  |     |     |     |     |     |      |       |
| 14-042  | 2 3/4" - Anti-friction Fire Door Latch 1" Square corner, 1 1/8" x 2 1/4", 3/4" Throw |  | <b>\$369.00</b> |     |     |     |     |     |      |       |
| ***   | All latches require reinforcement when used in hollow metal door applications        |  |                 |     |     |     |     |     |      |       |

## Strikes

| Available Finishes - Specify for Listed Parts |   |   | 605            | 606 | 612 | 619 | 625 | 626 | 643e | 626AM |
|---|---|---|----------------|-----|-----|-----|-----|-----|------|-------|
| Part Number                                   | Description   | Contents  | Price Each     |     |     |     |     |     |      |       |
| 10-025  | 1 3/16" - ANSI, no box, 1 1/4" x 4 7/8"   | (1) ANSI strike   | <b>\$15.20</b> |     |     |     |     |     |      |       |
| 10-130-1316                                   | 1 3/16" - ANSI, no box, 1 1/4" x 4 7/8"   | (1) ANSI strike<br>(2) C603-256 screws<br>(1) ANSI strike magnet tray<br>(2) DPS magnet                     | <b>\$30.60</b> |     |     |     |     |     |      |       |
| 10-130-138                                    | 1 3/8" - ANSI, no box, 1 1/4" x 4 7/8"  | 1) ANSI strike<br>(2) C603-256 screws<br>(1) ANSI strike magnet tray<br>(2) DPS magnet                      | <b>\$59.50</b> |     |     |     |     |     |      |       |
| 10-130-112                                    | 1 1/2" - ANSI, no box, 1 1/4" x 4 7/8"  | (1) ANSI strike<br>(2) C603-256 screws<br>(1) ANSI strike magnet tray<br>(2) DPS magnet                     | <b>\$59.50</b> |     |     |     |     |     |      |       |
| 10-131-1316                                   | 1 3/16" - ANSI, standard box, 1 1/4" x 4 7/8"   | (1) ANSI strike<br>(2) C603-256 screws<br>(1) Standard box<br>(1) ANSI strike magnet tray<br>(2) DPS magnet | <b>\$39.40</b> |     |     |     |     |     |      |       |
| 10-131-138                                    | 1 3/8" - ANSI, standard box, 1 1/4" x 4 7/8"  | (1) ANSI strike<br>(2) C603-256 screws<br>(1) Standard box<br>(1) ANSI strike magnet tray<br>(2) DPS magnet | <b>\$67.20</b> |     |     |     |     |     |      |       |
| 10-131-112                                    | 1 1/2" - ANSI, standard box, 1 1/4" x 4 7/8"  | (1) ANSI strike<br>(2) C603-256 screws<br>(1) Standard box<br>(1) ANSI strike magnet tray<br>(2) DPS magnet | <b>\$67.20</b> |     |     |     |     |     |      |       |
| 10-132-118                                    | 1 1/8" - Square corner, T-strike, box, 1 1/8" x 2 3/4"                                  | (1) T-strike<br>(1) Standard box<br>(1) Door position magnet  | <b>\$27.80</b> |     |     |     |     |     |      |       |
| 10-132-112                                    | 1 1/2" - Square corner, T-strike, box, 1 1/8" x 2 3/4"                                  | (1) T-strike<br>(1) Standard box<br>(1) Door position magnet  | <b>\$36.70</b> |     |     |     |     |     |      |       |
| 10-133-118                                    | 1 1/8" - Square corner, T-strike, deep box, 1 1/8" x 2 3/4"<br>Use with fire door latch | (1) T-strike<br>(1) Deep box<br>(1) Door position magnet  | <b>\$32.70</b> |     |     |     |     |     |      |       |
| 10-133-112                                    | 1 1/2" - Square corner, T-strike, deep box, 1 1/8" x 2 3/4"<br>Use with fire door latch | (1) T-strike<br>(1) Deep box<br>(1) Door position magnet  | <b>\$32.50</b> |     |     |     |     |     |      |       |
| K510-066                                      | Box for ANSI strike   | (1) Standard box  | <b>\$7.00</b>  |     |     |     |     |     |      |       |

Pricing/product description subject to change without notice.

### Competitor Core/Compatibility Parts

| Available Finishes - Specify for Listed Parts   |   | 605             | 606 | 612 | 619 | 625 | 626 | 643e | 626AM |
|---|---|-----------------|-----|-----|-----|-----|-----|------|-------|
|   |   | ⌘               | ⌘   | ⌘   | ⌘   | ⌘   | ▪   | ⌘    |       |
| Part Number   | Description   | Price Each      |     |     |     |     |     |      |       |
| <b>New product manufactured on or after February 1, 2017 (reference serial number label on product)</b> |   |                 |     |     |     |     |     |      |       |
| 03-234*   | Lever - Cylinder - Corbin Russwin KIL (L-CO6); ATH, RHO, SPA, TLR   | <b>\$260.00</b> |     |     |     |     |     |      |       |
| 03-235*   | Lever - Cylinder - Corbin Russwin 7-pin FSIC (J-CO7); RHO   |                 |     |     |     |     |     |      |       |
| 03-236*   | Lever - Cylinder - Yale 7-pin FSIC (J-YA7); RHO   |                 |     |     |     |     |     |      |       |
| 03-237*   | Lever - Cylinder - Medeco 32 (J-MED); ATH, RHO, SPA, TLR  |                 |     |     |     |     |     |      |       |
| 03-244*   | Lever - Cylinder - Sargent KIL (L-SAR); ATH, RHO, SPA, TLR  |                 |     |     |     |     |     |      |       |
| 03-255*   | Lever - Cylinder - Medeco 31 or Yale 1210 6-pin FSIC (J-YA6); ATH, RHO, SPA, TLR  |                 |     |     |     |     |     |      |       |
| 03-266*   | Lever - Cylinder - Corbin Russwin 6-pin FSIC (J-CO6); ATH, RHO, SPA, TLR  |                 |     |     |     |     |     |      |       |
| 03-277*   | Lever - Cylinder - Sargent FSIC (J-SAR); ATH, RHO, SPA, TLR   |                 |     |     |     |     |     |      |       |
| N523-218  | Springcage & Lever Catch Assy. - Outside Standard (PD, LD, ZD, RD, JD, TD, BD, BDC, GD, HD, LD SAR, LD CO6, JD CO6, JD SAR, JD CO7) | <b>\$69.40</b>  |     |     |     |     |     |      |       |
| N523-224  | Springcage & Lever Catch Assy. - Outside Competitor Cores (JD YA6, JD YA7, JD MED)  | <b>\$144.00</b> |     |     |     |     |     |      |       |
| XN12-292  | Tail piece Sargent XC FSIC  | <b>\$13.00</b>  |     |     |     |     |     |      |       |
| * Specify part number, lever style, finish. Ex: 03-055 RHO 613 (Yale lever, Athens design, 613 finish)  |   |                 |     |     |     |     |     |      |       |

### Tailpieces

| Part Number | Description  | Price Each     |
|-------------|--|----------------|
| N523-127    | Core Driver - SCH FSIC   | <b>\$3.10</b>  |
| N523-091    | Core Driver - SCH SFIC   | <b>\$12.40</b> |
| 09-060      | Core Driver - LD SAR   | <b>\$12.40</b> |
| 09-061      | Core Driver - JD YA6   | <b>\$12.40</b> |
| 09-062      | Core Driver - JD CO6   | <b>\$12.40</b> |
| 09-063      | Core Driver - JD SAR   | <b>\$12.40</b> |
| 10-140      | Core Driver - LD CO6   | <b>\$12.40</b> |
| 10-141      | Core Driver - JD CO7   | <b>\$23.70</b> |
| 10-142      | Core Driver - JD YA7   | <b>\$23.70</b> |
| 10-143      | Core Driver - JD MED   | <b>\$24.70</b> |
| 09-774      | SFIC Core Driver and Spacer  | <b>\$15.50</b> |
| D500-000    | SFIC Core Spacer - Spacer required for 6-pin, no spacer required for 7-pin | <b>\$1.60</b>  |
| XN12-292    | Tail piece Sargent XC SFIC   | <b>\$13.40</b> |

### Reinforcements — Must be used for hollow metal doors

| Part Number | Description   | Price Each     |
|-------------|---|----------------|
| 37-001      | Metal door reinforcer kit, fits both 7/8" and 1" diameter housings. Specify door thickness, includes A501-567 and A501-565 or A501-566. | <b>\$39.30</b> |
| 24483760    | Latch Spacer - fits 1" diameter latch housing and 1-3/4" hollow metal doors (steel & aluminum)  | <b>\$5.40</b>  |
| A501-566    | Reinforcer for 1 3/4" thick non-reinforced metal doors. Fits both 7/8" and 1" diameter housings.  | <b>\$19.80</b> |

### Motorized Chassis Assembly

| Part Number | Description                | Contents   | Price Each      |
|-------------|----------------------------|--|-----------------|
| N223-007    | Motorized Chassis Assembly | (1) NDE Chassis Subassembly (1) Motor Actuator Subassembly (1) Main Wire Harness | <b>\$249.00</b> |

### Main Wire Harness

| Part Number | Description       | Price Each     |
|-------------|-------------------|----------------|
| N223-019    | Main Wire Harness | <b>\$38.30</b> |

### Miscellaneous Parts

| Part Number   | Description   | Price Each      |
|---|---|-----------------|
| <b>Inside Baseplate</b>   |   |                 |
| N623-000  | Inside Baseplate  | <b>\$26.30</b>  |
| <b>New product manufactured on or after February 1, 2017 (reference serial number label on product)</b> |   |                 |
| <b>Spring Cages</b>   |   |                 |
| N523-218  | Springcage & Lever Catch Assy. - Outside Standard (PD, LD, ZD, RD, JD, TD, BD, BDC, GD, HD, LD SAR, LD CO6, JD CO6, JD SAR, JD CO7) | <b>\$71.50</b>  |
| N523-221  | Springcage & Lever Catch Assy. - Inside Less Cylinder   | <b>\$50.30</b>  |
| N523-224  | Springcage & Lever Catchy Assy. - Outside Standard (JD YA7, JD YA6, JD MED)   | <b>\$148.00</b> |
| <b>Original product manufactured before February 1, 2017 (reference serial number label on product)</b> |   |                 |
| <b>Spring Cages</b>   |   |                 |
| N123-022  | Outside spring cage for all functions except SFIC   | <b>\$71.50</b>  |
| N123-032  | Inside Spring Cage  | <b>\$51.60</b>  |
| N123-056  | Outside spring cage for all SFIC functions  | <b>\$74.80</b>  |
| 24341463  | SDS O-Ring - 50 pack  | <b>\$21.30</b>  |

Pricing/product description subject to change without notice.

### Conversion Kits

| Available Finishes |  | 605   | 606 | 612 | 613 | 619 | 622 | 625 | 626 | 643e | 626AM |
|--------------------|--|---|-----|-----|-----|-----|-----|-----|-----|------|-------|
|                    |  | ▪   | ▪   | ▪   | ▪   | ▪   | ▪   | ▪   | ▪   | ▪    | ▪     |
| Part Number        | Backset - Description                      | Price Each  |     |     |     |     |     |     |     |      |       |
| 40-400             | Inside Spring Cage / Lever Conversion Kit  | <b>\$228.00</b>   |     |     |     |     |     |     |     |      |       |
| 40-600             | Outside Spring Cage / Lever Conversion Kit |   |     |     |     |     |     |     |     |      |       |
| Notes:             |  | <p><b>All kits will contain a spring cage and lever. Some kits will contain a button or tailpiece</b></p> <p>Kits are limited to previously offered product - KIL, FSIC, SFIC, L-SAR, J-SAR, J-CO6, J-YA6</p> <p>When ordering specify: Function, Trim, Finish and Core (if applicable)</p> |     |     |     |     |     |     |     |      |       |

### Screws

| Available Finishes - Specify for Listed Parts    |                    |                |             |                   | 605           | 606 | 612 | 619 | 625 | 626 | 643e | 626AM |
|--|--------------------|----------------|-------------|-------------------|---------------|-----|-----|-----|-----|-----|------|-------|
| A501-171, N523-092, L583-133, C603-256, C603-897 |                    |                |             |                   | ▪             | ▪   | ▪   | ▪   | ▪   | ▪   | ▪    | ▪     |
| Part Number                                      | Description        | Door Thickness | Type        | Size              | Price Each    |     |     |     |     |     |      |       |
| C603-256*  | ANSI strike        | —              | PFH Combo   | 12-24 x 1"        | <b>\$1.00</b> |     |     |     |     |     |      |       |
| C603-897*  | Latch and strike   | —              | PFH Combo   | #8 x 3/4"         | <b>\$0.92</b> |     |     |     |     |     |      |       |
| N523-021*  | Spring cage screws | 1 3/8" – 2"    | PFH Machine | #10 x 32 x 2 1/8" | <b>\$2.00</b> |     |     |     |     |     |      |       |
| * Order in multiples of 100                      |                    |                |             |                   |               |     |     |     |     |     |      |       |

### Screw Packs

| Available Finishes - Specify for Listed Parts |                  |  |  |                | 605 | 606 | 612 | 619 | 625 | 626 | 643e | 626AM |
|---|------------------|--|--|----------------|-----|-----|-----|-----|-----|-----|------|-------|
| B202-517, C203-736, N123-020                  |                  |  |  |                | ▪   | ▪   | ▪   | ▪   | ▪   | ▪   | ▪    | ▪     |
| Part Number                                   | Description      | Contents   |  | Price Each     |     |     |     |     |     |     |      |       |
| B202-517                                      | Latch and strike | (4) C603-897   |  | <b>\$8.50</b>  |     |     |     |     |     |     |      |       |
| C203-736                                      | ANSI strike      | (2) C603-256   |  | <b>\$6.80</b>  |     |     |     |     |     |     |      |       |
| N223-049                                      | Mounting kit     | (4) C603-897<br>(1) N523-108<br>(2) 96954557<br>(1) N623-048<br>(1) N623-049 |  | <b>\$13.90</b> |     |     |     |     |     |     |      |       |

### Torx Screw Packs

| Available Finishes - Specify for Listed Parts                                |                       |  |  |                | 605 | 606 | 612 | 613 | 619 | 625 | 626 | 643e | 626AM |
|--|-----------------------|--|--|----------------|-----|-----|-----|-----|-----|-----|-----|------|-------|
| C203-311, C203-312   |                       |  |  |                | ▪   | ▪   | ▪   | ▪   | ▪   | ▪   | ▪   | ▪    | ▪     |
| Part Number  | Description           | Contents                                   |  | Price Each     |     |     |     |     |     |     |     |      |       |
| C203-311**   | Latch and strike      | (4) C503-766 (T-15)                        |  | <b>\$21.90</b> |     |     |     |     |     |     |     |      |       |
| C203-312**   | Latch and ANSI strike | (2) C503-766 (T-15)<br>(2) L583-371 (T-20) |  |                |     |     |     |     |     |     |     |      |       |
| ** Torx screw packs are furnished with appropriate T-xx installation tool(s) |                       |  |  |                |     |     |     |     |     |     |     |      |       |

### Cylinder Reference Table

| Available Finishes - Specify for Listed Parts |                    |                    |        |                 | 606 |                | 626 |  |
|---|--------------------|--------------------|--------|-----------------|-----|----------------|-----|--|
| 23-065, 20-765/XP, 20-565/XP, 21-000          |                    |                    |        |                 |     |                |     |  |
| Part Number                                   | Cylinder Mechanism | Function           | Design | Price Each      |     |                |     |  |
| 23-065  | Conventional       | Standard Functions | All    | Open            |     | Restricted     |     |  |
| 20-765  | Primus             |                    |        | <b>\$66.00</b>  |     | <b>\$84.00</b> |     |  |
| 20-765-XP                                     | Primus XP          |                    |        | <b>\$145.00</b> |     |                |     |  |
| 20-565  | Primus UL437       |                    |        | <b>\$179.00</b> |     |                |     |  |
| 20-565-XP                                     | Primus UL437 XP    |                    |        |                 |     |                |     |  |

### Wood Mounts

| Part Number | Description                  | Price Each      |
|-------------|------------------------------|-----------------|
| 44-184      | NDE Series cylindrical mount | <b>\$423.00</b> |

### ENGAGE Wireless Test Kit & Accessories

| Part Number | Description   | List Price        |
|-------------|---|-------------------|
| 47271232    | TKE - ENGAGE Test Kit. For use in pre-installation test applications. Comes with 2 TKE Transponders, ENGAGE gateway, tripod, TKE gateway bracket, battery, and backpack carry case. | <b>\$1,823.00</b> |
| 47269850    | TKE Transponder   | <b>\$567.00</b>   |
| 47269870    | TKE Gateway Bracket (Tripod Adapter)  | <b>\$46.40</b>    |

Pricing/product description subject to change without notice.

# CTE ENGAGE Single Door Controller

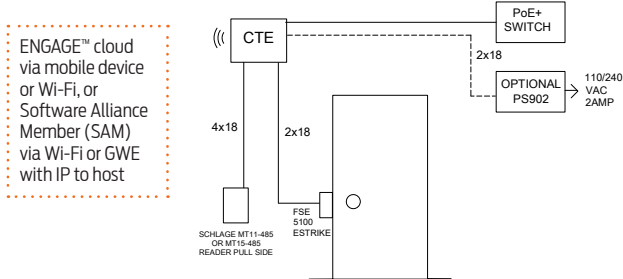


The CTE is an ENGAGE™ enabled single opening controller that allows perimeter and common area openings to be managed in a single system along with Schlage Control™ smart deadbolts, NDE cylindrical and LE mortise wireless locks. It is ideal for multi-family, commercial mixed use, and retail store front applications.

The CTE is designed to work with a Schlage® Multi-Technology credential reader and interface with an electrified lock, electromagnetic lock, electric strike, automatic operator or exit device to control an opening.

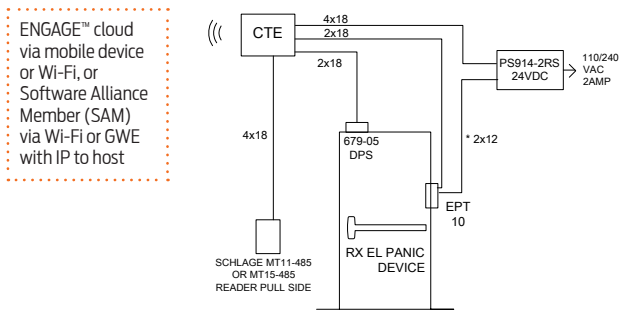
## The CTE single door controller with multi-technology reader kit can be used in a variety of applications; below are a few examples.

Please note; all components are sold separately.



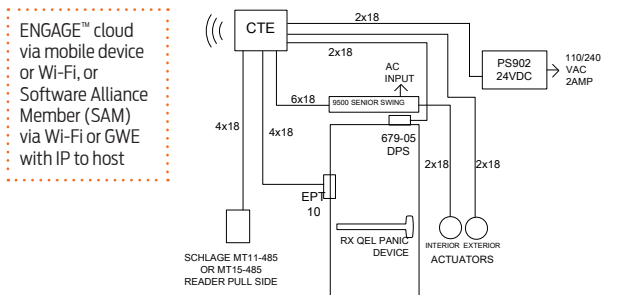
**Operation:** Presenting a valid credential to Schlage MT XX-485 reader will cause fail secure 5100 electric strike to release for authorized entrance. Free egress always.

**Products:** We offer a variety of electric strikes from Locknetics™ and Von Duprin®, as well as Schlage Power Supplies to meet the specific needs of the opening.



**Operation:** Presenting a valid credential to Schlage MT XX-485 will cause EL panic device to retract for authorized entrance. Free non-alarmed egress at all times.

**Products:** We offer a variety of Falcon® and Von Duprin exit devices, and Von Duprin power supplies to meet the specific needs of the opening.



**Operation:** Presenting a valid credential to Schlage MT XX-485 will cause QEL panic device to retract for authorized entrance and enable exterior actuator. Free non-alarmed egress at all times. Interior actuator always active to retract QEL panic and open door.

**Products:** We offer a variety of hardware and accessories from Von Duprin, LCN®, Schlage and Locknetics to meet the specific needs of the opening.

**Certifications:** UL 294 Indoor, FCC Part 15, NEMA Enclosure Indoor (Type 1, 4, and 4X), ULC S319 Indoor, RoHS

## CTE Series - How to Order:

|  |                 | REQUIRED FIELDS |          | Options |
|--|-----------------|-----------------|----------|---------|
|  |                 | CTE             | MT15-485 | B       |
| <b>1. CTE</b>                                    |                 |                 |          |         |
| <b>2. Reader Type</b>                            |                 |                 |          |         |
| MT11-485 Multi-Technology Mullion Mount          |                 |                 |          |         |
| MT15-485 Multi-Technology Single Gang Wall Mount |                 |                 |          |         |
| <b>3. Cover Color (optional)</b>                 |                 |                 |          |         |
| B  | Black - default |                 |          |         |
| G  | Grey            |                 |          |         |
| BN   | Brown           |                 |          |         |
| C  | Cream           |                 |          |         |

### 1-2. Select CTE Kit Reader Option

|                    |   |            |
|--------------------|---|------------|
| CTE-MT11-485 ..... | CTE with Multi-Technology Mullion Reader Kit..... | \$1,230.00 |
| CTE-MT15-485.....  | CTE with Multi-Technology Single Reader Kit.....  | \$1,230.00 |

### 3. Select Color

|          |                       |     |
|----------|-----------------------|-----|
| B .....  | Black – Default ..... | N/C |
| G .....  | Grey .....            | N/C |
| BN ..... | Brown .....           | N/C |
| C .....  | Cream .....           | N/C |

Pricing/product description subject to change without notice.

|   |            |
|---|------------|
| <b>AD-SERIES NETWORKED - TABLE OF CONTENTS</b>          |            |
| <b>HOW TO ORDER</b>                                     | <b>86</b>  |
| <b>AD-SERIES NETWORKED LOCKS &amp; DEVICES OVERVIEW</b> | <b>87</b>  |
| <b>AD-300 NETWORKED HARDWIRED</b>                       | <b>100</b> |
| Cylindrical   | 101        |
| Mortise/Mortise Deadbolt                                | 102        |
| Exit Trim   | 104        |
| <b>AD-301 NETWORKED HARDWIRED (FIPS 201-COMPLIANT)</b>  | <b>106</b> |
| Cylindrical   | 106        |
| Mortise/Mortise Deadbolt                                | 108        |
| Exit Trim   | 110        |
| <b>AD-400 NETWORKED WIRELESS</b>                        | <b>112</b> |
| Cylindrical   | 112        |
| Mortise/Mortise Deadbolt                                | 114        |
| Exit Trim   | 116        |
| <b>AD-401 NETWORKED WIRELESS (FIPS 201-1 COMPLIANT)</b> | <b>118</b> |
| Cylindrical   | 118        |
| Mortise/Mortise Deadbolt                                | 120        |
| Exit Trim   | 122        |
| <b>AD-SERIES 993 NON-FUNCTIONING "DUMMY" TRIM</b>       | <b>124</b> |
| <b>AD-SERIES NETWORKED ACCESSORIES</b>                  | <b>126</b> |

**CONTACT INFORMATION FOR AD-SERIES NETWORKED LOCKS & DEVICES**

Payment Address: Schlage Electronic Security  
 15934 Collections Center Drive  
 Chicago, IL 60693

|   |   |
|---|---|
| <b>877-671-7011</b>   |   |
| <b>Customer Service:</b>  | <b>Technical Support:</b>   |
| Order Status, Credit Returns of Non-Defective Products, General Sales Questions | Technical Questions/Issues, Returns of Defective Products, Repairs                |
| Email Orders To:<br>Order_Entry_Schlage_Commercial@allegion.com                 | Contact For Technical Assistance:<br>Electronic_Lock_TechProdSupport@allegion.com |

*For AD-Series Networked Locks & Devices Warranty Information please see page 13.*

**Pricing/product description subject to change without notice.**

## How to Order:

### REQUIRED FIELDS

### FACTORY DEFAULT AND OPTIONS

AD - 400 - CY - 70 - MG - SPA - 626 - PD - SI23 - RH - 4B - 13-247 - 10-025 - 1-3/4 - BAA

**1. Series**

**2. Class**

- 300 Networked Hardwired
- 302 Networked Hardwired
- 400 Networked Wireless
- 402 Networked Wireless

**3. Chassis:**

- CY Cylindrical
- MS Mortise
- MD Mortise Deadbolt
- 993R Exit Trim - Rim/CVR/CVC
- 993S Exit Trim - SVR
- 993M Exit Trim - Mortise
- 993DT "Dummy" Exit Trim

**4. Function:**

- 70 Classroom/Storeroom
- 50 Office
- 40 Privacy
- 60 Apartment

**5. Reader:**

- KP Keypad
- MGK Magnetic Stripe + Keypad (Insert)
- MG Magnetic Stripe (Insert)
- MSK Magnetic Stripe + Keypad (Swipe)
- MS Magnetic Stripe (Swipe)
- MTK Multi-Technology + Keypad
- MT Multi-Technology
- FMK FIPS 201-2 Compliant Multi-Technology + Keypad

**6. Lever:** △

- |               |               |
|---------------|---------------|
| SPA Sparta    | ATH Athens    |
| RHO Rhodes    | TLR Tubular   |
| BRW Broadway  | LAT Latitude  |
| BRK Boardwalk | LON Longitude |

△ To add tactile warning, use prefix 8. Example 8SPA

**7. Finish:**

- 626 Satin Chrome
- 605 Bright Brass
- 606 Satin Brass
- 612 Satin Bronze
- 619 Satin Nickel
- 625 Bright Chrome
- 643e Aged Bronze
- 626AM Satin Chrome (Antimicrobial Coating)

**8. Cylinder Type:**

- PD Schlage 6-pin Full Cylinder (For options see individual Class/Chassis page)

**9. Keyway Type:**

- SI23 Everest 29 (For options see individual Class/Chassis page)

**10. Handing:**

- RH Right Handed
- LH Left Handed
- RHR Right Handed Reverse
- LHR Left Handed Reverse

**11. Battery Holder:**

- 4B - 4AA Battery Kit
- 8B - 8AA Battery Kit

**12. Backset and Latch or Armor Front:**

- 13-247 2-3/4" Backset, Deadlatch, Square Corner, 1-1/8" x 2-1/4" (Standard on CY Chassis)
  - 09-663 Armor Front, 1-1/4" Wide, Square Corner (Standard on MS Chassis)
- For options see individual Class/Chassis page

**13. Strike:**

- 10-025 1-3/16" Lip, ANSI, no box, 1-1/4" x 4-7/8" (Standard on CY Chassis)
  - 10-072 1-3/16" Lip, 1-1/4" x 4-7/8" square corner, box (Standard on MS Chassis)
- For options see individual Class/Chassis page

**14. Door Thickness:**

- 1-3/4" (Standard)
- For options see individual Class/Chassis page

**15. Additional Options**

Pricing/product description subject to change without notice.

## AD-Series Networked Locks

With the AD-Series, one platform translates to an endless number of adaptable solutions. You can choose the features and functions that are right for the application today, and upgrade to meet your evolving needs in the future.

### Class

|               |  |  |
|---------------|--|--|
| <b>AD-300</b> | Networked/Hardwired; Direct RS-485 connection or Wiegand or Clock & Data                       |  |
| <b>AD-302</b> | FIPS 201-2 Compliant, Networked Hardwired; Direct RS-485 connection or Wiegand or Clock & Data |  |
| <b>AD-400</b> | Networked/Wireless; 900 MHz, Secure encrypted data transmission                                |  |
| <b>AD-402</b> | FIPS 201-2 Compliant, Networked Wireless; 900 MHz, Secure encrypted data transmission          |  |

**Note:** 1. AD-Series locks are upgradable from standalone to networked by applying a communication module available in the accessories section and new firmware available on [www.schlage.com/support](http://www.schlage.com/support).

### Chassis

|                             |  |  |
|-----------------------------|--|--|
| <b>CY: Cylindrical</b>      | Bored lock installed into round hole in the door                                     |  |
| <b>MS: Mortise</b>          | Lock case installed into a mortise rectangular "pocket" in the door                  |  |
| <b>MD: Mortise Deadbolt</b> | Mortise lock with built-in interconnected auxiliary deadbolt                         |  |
| <b>993R: Exit Trim</b>      | Rim/Concealed Vertical Rod* (CVR) & Concealed Vertical Cable* (CVC) *Metal door only |  |
| <b>993M: Exit Trim</b>      | Mortise  |  |
| <b>993S: Exit Trim</b>      | Surface Vertical Rod (SVR)   |  |
| <b>993DT: Exit Trim</b>     | Non-Functioning "Dummy" Exit Trim  |  |

**Notes:** 2. Mortise deadbolt requires RS-485 connection to the ACP. See pages 97-98 for system diagram. Check with access control software provider to verify function is enabled.  
3. Exit trim utilizes universal hardware to simplify installation to a variety of exit device. AD-Series networked locks require a request to exit switch, please see compatibility chart below.

### Exit Device Compatibility

Exit trim utilizes universal hardware to simplify installation to a variety of exit devices\*.

| Exit Device Compatibility |                   | Rim | SVR | CVR/CVC        | Mortise |
|---------------------------|-------------------|-----|-----|----------------|---------|
| Von Duprin                | 98/99 and 98/99XP | ●   | ●   | ● <sup>†</sup> | ●       |
| Von Duprin                | 22/22F            | ●   | ●   |                |         |
| Falcon                    | 25                | ●   |     |                |         |

\* Low current request-to-exit switch is required. Part Number for Von Duprin request to exit switch: 050281. Part Number for Falcon AE switch: 650359.

<sup>†</sup> Metal door only.










Pricing/product description subject to change without notice.

Function

| Function                            |  | AD-300/302 | AD-400/402 |
|-------------------------------------|--|------------|------------|
| <b>70: Classroom/<br/>Storeroom</b> | Lockset is normally secure. Inside lever always allows free egress. Valid toggle credentials on the exterior may be used to change to a passage or secured status.   |            |            |
| <b>50: Office</b>                   | Lockset is normally secure. Inside lever always allows free egress. Interior pushbutton on inside housing may be used to select a passage or secured status. Meets need for lockdown function for safety and security.<br><b>NOTE:</b> Valid toggle credentials on the exterior may also be used to change status. Has interior pushbutton (IPB).  |            |            |
| <b>40: Privacy</b>                  | Lockset is normally secure. Inside lever always allows free egress. Interior pushbutton on inside housing may be used to select a privacy status. The interior pushbutton will disable normal electronic access from the exterior. Opening the door or pressing the interior pushbutton a second time on the inside housing deactivates the privacy status. Has interior pushbutton (IPB).   |            |            |
| <b>60: Apartment</b>                | Lockset is normally secure. Inside lever always allows free egress. Interior pushbutton on inside housing may be used to select a passage or secured status. Opening the door or pressing the interior pushbutton causes the lockset to toggle unsecured. While toggled unsecured, the lockset can only be secured while the door is closed by pressing the interior pushbutton or using a normal credential on the exterior. Normal electronic access from the exterior is always allowed. Has interior pushbutton. |            |            |



**Reader**

|   |  |   |
|---|--|---|
| <p><b>KP: Keypad</b></p>  | <p>12 button design</p>  |    |
| <p><b>MGK: Magnetic Stripe + Keypad (Insert)</b></p>              |  |    |
| <p><b>MG: Magnetic Stripe (Insert)</b></p>                        |  |    |
| <p><b>MSK: Magnetic Stripe + Keypad (Swipe)</b></p>               | <p>Configurable to read the complete Track 1, 2 or 3. Available with and without 12 button keypad.</p>   |    |
| <p><b>MS: Magnetic Stripe (Swipe)</b></p>                         |  |   |
| <p><b>MTK: Multi-Technology + Keypad</b></p>                      |  |  |
| <p><b>FMK: FIPS 201-2 Compliant Multi-Technology + Keypad</b></p> | <p>Single solution that reads 125 kHz proximity and 13.56 MHz smart credentials. Available with and without 12-button keypad</p>   |  |
| <p><b>MT: Multi-Technology</b></p>                                |  |  |
| <p><b>Si/SiK: Smart iClass Compatible Reader</b></p>              | <p>13.56 MHz smart card credential solution compatible with Schlage MIFARE, HID iClass, iClass SE, and SEOS technologies. Available with and without 12-button keypad.</p> |  |

**Notes:** 5. Please refer to AD-Series data sheets and solution sheets prior to ordering to verify credential compatibility.

6. FMK reader now sold separately for field upgrades.

7. Must specify finish when ordering reader separately. KP, MGK, MG, MSK & MS readers available in 626, 605, 606, 612, 619, 625 & 643e. MT, MTK & FMK readers are available in Grey (for 619, 626, 626AM & 625) and available in Brown (for 605, 606, 612 & 643e).

Pricing/product description subject to change without notice.

Lever

|            |           |  |  |
|------------|-----------|--|--|
| <b>RHO</b> | Rhodes    |  |  |
| <b>SPA</b> | Sparta    |  |  |
| <b>TLR</b> | Tubular   |  |  |
| <b>ATH</b> | Athens    |  |  |
| <b>BRW</b> | Broadway  |  |  |
| <b>BRK</b> | Boardwalk |  |  |
| <b>LAT</b> | Latitude  |  |  |
| <b>LON</b> | Longitude |  |  |

- Notes:**
- All lever designs are available in finishes 605, 606, 612, 619, 625, 626, 643E and 626AM.
  - SPA, TLR & ATH Meet California Fire Code for 1/2" or less return to the door.
  - Changing Lever Cylinder Compatibility on a device typically requires replacement of existing spring cage and tailpiece.
  - To order tactile warning levers use 8AT for Athens, 8RO for Rhodes, 8SP for Sparta and 8TR for Tubular. Applied to exterior lever only unless otherwise specified. Not available with 643e finish.
  - AD Series, CO Series & ND Series levers may be interchangeable in some cases depending whether it is an interior or exterior lever, the type of chassis and the type of cylinder/ spring cage/ tail piece. Please consult the AD Series Parts guide for more information.

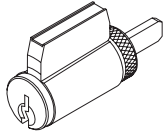
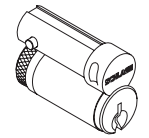

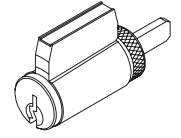

Finish

|              |                            |                                 |
|--------------|----------------------------|---------------------------------|
| <b>626</b>   | Satin Chrome               | BHMA # 626E, Government # US26D |
| <b>605</b>   | Bright Brass               | BHMA # 605E, Government # US3   |
| <b>606</b>   | Satin Brass                | BHMA # 606E, Government # US4   |
| <b>612</b>   | Satin Bronze               | BHMA # 612E, Government # US10  |
| <b>619</b>   | Satin Nickel               |                                 |
| <b>625</b>   | Bright Chrome              | BHMA # 625E, Government # US26  |
| <b>643e</b>  | Aged Bronze                |                                 |
| <b>626AM</b> | Satin Chrome Antimicrobial |                                 |

**Note:** 13. Please refer to the Electronic Access Control catalog or online product information at [us.allegion.com](http://us.allegion.com) to view each finish.

Pricing/product description subject to change without notice.

**Cylinder**

|              |  |   |
|--------------|--|---|
| <b>P</b>     | With cylinder<br>Schlage- Everest 29 S123<br>6 Pin Key-in-Lever (KIL)<br>Keyed different as standard with two keys   |    |
| <b>L</b>     | Less cylinder<br>Schlage, Falcon<br>6 Pin Key-in-Lever (KIL)   |   |
| <b>R</b>     | With cylinder<br>Schlage- Everest 29 S123<br>6 Pin Full Size Interchangeable Core (FSIC)<br>Keyway one bitted as standard with two keys                                    |    |
| <b>J</b>     | Less cylinder<br>Schlage<br>6 Pin Full Size Interchangeable Core (FSIC)  |   |
| <b>G</b>     | With cylinder<br>Schlage Everest 29 R<br>7 Pin Small Format Interchangeable Core (SFIC)<br>Factory master keyed with two keys as standard, master keying must be specified |    |
| <b>B</b>     | Less cylinder<br>Schlage, Falcon, Competitive OEM's<br>7 Pin Small Format Interchangeable Core (SFIC)  |   |
| <b>L SAR</b> | Less cylinder<br>Sargent (10L+11L)<br>6 Pin Key-in-Lever (KIL)   |    |
| <b>LC06</b>  | Less cylinder<br>6 Pin Key-in-Lever (KIL)  |   |
| <b>JSAR</b>  | Less cylinder<br>Sargent 6300<br>6 Pin Full Size Interchangeable Core (FSIC)   |  |
| <b>JC06</b>  | Less cylinder<br>Corbin 8000<br>6 Pin Full Size Interchangeable Core (FSIC)  |   |
| <b>JC07</b>  | Less cylinder<br>Corbin 8000-7<br>7 Pin Full Size Interchangeable Core (FSIC)<br>(Only RHO, 8RO, SPA, 8SP, TLR, 8TR)   |   |
| <b>JMED</b>  | Less cylinder<br>Medeco 32*0201<br>6 Pin Full Size Interchangeable Core (FSIC)   |   |
| <b>JYA6</b>  | Less cylinder<br>Yale 1210 or Medeco 31*0100<br>6 Pin Full Size Interchangeable Core (FSIC)  |   |
| <b>JYA7</b>  | Less cylinder<br>Yale 1220<br>7 Pin Full Size Interchangeable Core (FSIC)  |   |
| <b>L FA7</b> | Less cylinder<br>Falcon<br>7 Pin Key-in-Lever (KIL)<br>(Only RHO, 8RO, SPA, 8SP lever styles)  |   |

\*Less Core

\*Less Core

\*Less Core

\*Less Core

- Notes:** 14. Competitor lever designs come in finishes 626 standard, and 605, 606, 612, 619, 625, 643e, and 626AM with extended lead-times.  
 15. For P, R and G -Master Keyed cylinders can be specified and will be shipped in lock packaging.  
 16. For Master Key System Summary form which should accompany the master keyed order, see pages 293-303.  
 17. For Master Keying, additional line item 50-210 is required for Classic and Everest cylinders.  
 18. Control Keys for installation/removal of interchangeable cores are not furnished and must be ordered separate.  
 19. For additional assistance on Master Keying as well as restricted keyways please contact your local sales representative.  
 20. Spring cages & tail pieces are different based on the type of cylinder and chassis selected. Please see the AD-Series parts guide for more information.  
 21. The AD-Series accepts many popular models of standard, SFIC, and FSIC cylinders. Consult the Keyway/Cylinder compatibility datasheet (010432) for details. See pricebook for specific configurations.

**Key Systems Available Through Schlage**

|                                     |   |
|-------------------------------------|---|
| <b>Everest 29™ S Keyway Family</b>  | Patent protected open keyways that are available in full size key in lever and full size interchangeable core (FSIC) formats. Patent protection through 2029.       |
| <b>Everest 29 T Keyway Family</b>   | Patent protected restricted keyways that are available in full size key in lever and full size interchangeable core (FSIC) formats. Patent protection through 2029. |
| <b>Everest D Keyway Family</b>      | Restricted keyways that are available in full size key in lever and full size interchangeable core (FSIC) formats.  |
| <b>Everest C Keyway Family</b>      | Open keyways that are available in full size key in lever and full size interchangeable core (FSIC) formats.  |
| <b>Schlage Classic Open Keyways</b> | Classic (C/E/F): Open keyways available in key in lever and full size interchangeable core designs  |
| <b>Everest B Keyway Family</b>      | Restricted keyways that are available on small format interchangeable core (SFIC).  |
| <b>Everest 29 R Keyway Family</b>   | Patent protected restricted keyways that are available on small format interchangeable core (SFIC). Patent protection through 2029.                                 |

- Notes:** 22. Everest Restricted Keyways require a Letter of Authorization to be submitted with the order.  
 23. See sample Letter of Authorization page 305.  
 24. Full Size key systems (Everest 29 S & T, Everest C & D, Obverse & Quad) are available in Primus and Primus XP key system and must be ordered separately. Lock should be ordered less cylinder and Primus cylinder should be a separate line..  
 25. Contact your local RSO representative for assistance in determining which format and level of exclusivity best suits your needs.

**Handing**

|            |   |  |
|------------|---|--|
| <b>RH</b>  | Right Handed: Hinges on Right Opens Inward          |  |
| <b>LH</b>  | Left Handed: Hinges on left Opens Inward            |  |
| <b>RHR</b> | Right Handed Reverse: Hinges on Right Opens Outward |  |
| <b>LHR</b> | Left Handed Reverse: Hinges on Left Opens Outward   |  |

- Notes:** 26. Exit trim 993 chassis available only with RHR or LHR option.  
 27. Handing is field reversible, but requires removal of the exterior escutcheon cover. Please see AD-Series installation instructions for details.

**Battery**

|           |                                  |  |
|-----------|----------------------------------|--|
| <b>4B</b> | 4AA Battery Holder and Cover Kit |  |
| <b>8B</b> | 8AA Battery Holder and Cover Kit |  |

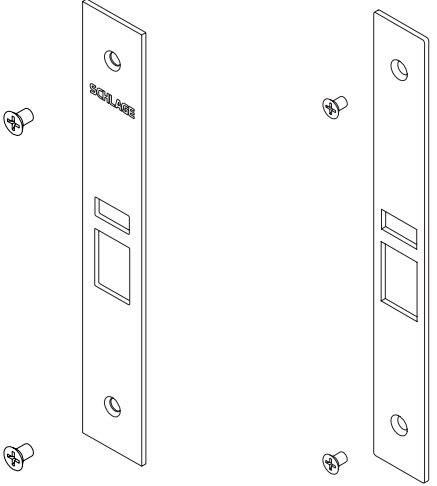

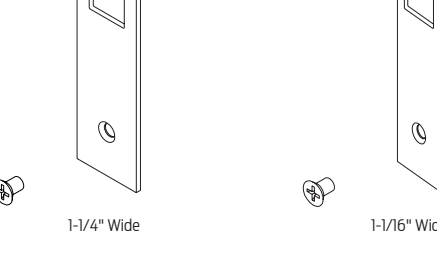

- Notes:** 28. AD-300/AD-302 are hardwired and therefore do not require battery power and ship standard with a cover only and no batteries.  
 29. AD-Series locks use standard off the shelf AA batteries.

Pricing/product description subject to change without notice.

**Backset & Latchbolt (Cylindrical Chassis)**

|                      |   |   |
|----------------------|---|---|
| <p><b>13-247</b></p> | <p>2-3/4" Backset, Deadlatch, Square corner, 1-1/8" x 2-1/4"</p>  |    |
| <p><b>14-049</b></p> | <p>2-3/4" Backset, Deadlatch Anti-friction fire door latch, Square corner, 1-1/8" x 2-1/4", 3/4" throw</p>  |    |
| <p><b>14-051</b></p> | <p>2-3/8" Backset, Deadlatch Square corner, 1-1/8" x 2-1/4"</p>   |    |
| <p><b>14-050</b></p> | <p>3-3/4" Backset, Deadlatch Square corner, 1-1/8" x 2-1/4"</p>   |    |
| <p><b>43-001</b></p> | <p>5" Backset extension link, Deadlatch</p>   |  |
| <p><b>39-030</b></p> | <p>Rabbeted latch and strike kit, 605 and 626 only. Adapts square corner latch and 2-3/4" square corner strike to 1/2" rabbeted door and frame.</p> | <p>no image available</p>   |

**Mortise Lock Armor Front (Mortise/Mortise Deadbolt Chassis)**

|                      |   |   |
|----------------------|---|---|
| <p><b>09-663</b></p> | <p>1-1/4" Wide Square Corner, Latch for MS</p>                      |  <p>1-1/4" Wide</p> <p>1-1/16" Wide</p>   |
| <p><b>09-669</b></p> | <p>1-1/16" Wide Square Corner, Latch, options for MS</p>            |  <p>1-1/4" Wide</p> <p>1-1/16" Wide</p>  |
| <p><b>09-666</b></p> | <p>1-1/4" Wide Square Corner, Latch x Deadbolt for MD</p>           |  <p>1-1/4" Wide</p> <p>1-1/16" Wide</p> |
| <p><b>09-672</b></p> | <p>1-1/16" Wide Square Corner, Latch x Deadbolt, Options for MD</p> |  <p>1-1/4" Wide</p> <p>1-1/16" Wide</p> |

**Notes:** 30. For 1-3/4" thick doors, use wide armor front. For over 1-3/4" thick door extended equally (EE), use 1-1/4" wide armor front  
 31. Available finishes are 605, 606, 612, 619, 625, and 626.  
 32. Images not shown to scale. Consult AD-Series Parts Guide for more information.

**Strike Plate (Cylindrical Chassis)**

|                     |  |                            |
|---------------------|--|----------------------------|
| <b>10-025</b>       | 1-3/16" Lip, ANSI, no box, 1-1/4" x 4-7/8",  |                            |
| <b>10-013</b>       | 1-1/8" Lip, Square Corner, T-strike, box, 1-1/8" - 2-3/4",<br>1-1/2" Lip available, must specify 1-1/2" Lip                                |                            |
| <b>10-016</b>       | 1-1/8" Lip, Square Corner, T-strike, deep box, fire door latch   |                            |
| <b>K510-066</b>     | Box for ANSI strike (Must be specific)   |                            |
| <b>10-072</b>       | 1-3/16" Lip, 1-1/4" x 4-7/8", Square Corner, box   |                            |
| <b>10-072</b>       | 7/8", 1", 1-1/2", 1-3/4", or 2" Lip, 1-1/4" x 4-7/8", Square Corner, box   |                            |
| <b>10-075</b>       | 1/2" Rabbeted, For 1-3/4" thick doors, use wide armor front. For over 1-3/4" thick door extended equally (EE) use 1-1/4" wide armor front. |                            |
| <b>37-015</b>       | Strike Frame Reinforcer, specify 37-015  |                            |
| <b>XL11-820</b>     | One hole for latching functions, RH & LHR doors Lip 1-3/16"  |                            |
| <b>XL11-821</b>     | One hole for latching functions, LH & RHR doors Lip 1-3/16"  |                            |
| <b>XQ07-351-134</b> | Strike, ANSI, No Box, 1-1/4" x 4-7/8", 1-3/4" Lip Length   | <b>Image not available</b> |
| <b>XQ03-494-134</b> | Strike, Square Corner, T-strike, Box, 1-1/8" x 2-3/4", 1-3/4" Lip  | <b>Image not available</b> |

**Note:** 33. XL11-820 & XL11-821 Extended lead time; contact customer service.

**Door Thickness**

|               |   |
|---------------|---|
| <b>1-3/4"</b> | 1-3/4"  |
| <b>1-3/8"</b> | 1-3/8" to 2-3/4", Shims included (Specify in 1/8" increments) |

- Notes:**
- 34. *Door Thickness Kits are available on page 226 to install a lock on a door that is thicker or thinner than 1-3/4". See AD-Series Parts guide for details. Locks cannot be installed on doors thicker than 2-3/4" or thinner than 1-3/8".*
  - 35. *Thin Door Shims are available on page 226 to install a lock on a door that is thinner than 1-3/4".*
  - 36. *Decorative Plates are used to cover exposed holes when retrofitting from existing locks to AD-Series locks. The size of plate required will vary based on the size and location of holes being covered. Retrofit information can be found at [www.schlage.com/support](http://www.schlage.com/support).*
  - 37. *If under the lock decorative plates are on both sides of device, then door will become 1/8" thicker. A Door Thickness Kit of an incremental 1/8" must be ordered to accommodate under the lock plates.*

AD-SERIES

Networked

Standalone



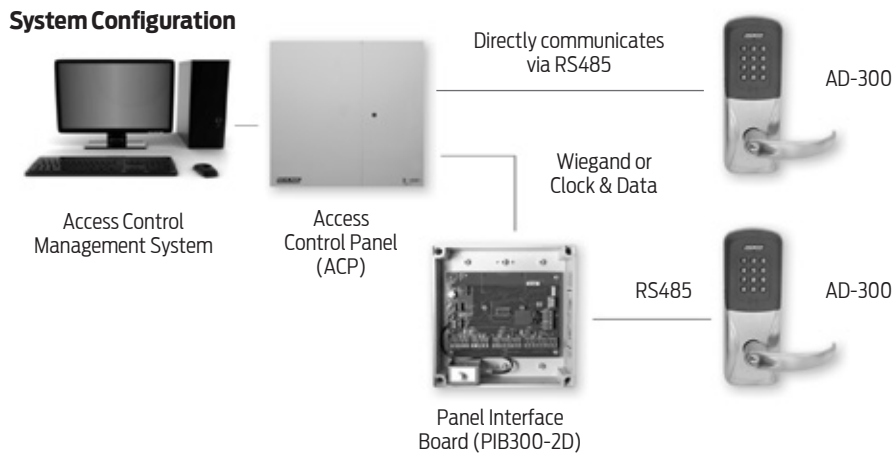
## System Architecture for AD-300 & AD-400

The AD-Series combines all the hardware components required at the door for a complete access control system into one integrated design to simplify installation. This includes the electrified lock, credential reader, request-to-exit and -enter sensors, door position switch, tamper guard and more.

The AD-Series is available with flexible hardwired and wireless networked options and can accommodate Wiegand, Clock & Data or RS485 connections to the access control panel or reader interface board.

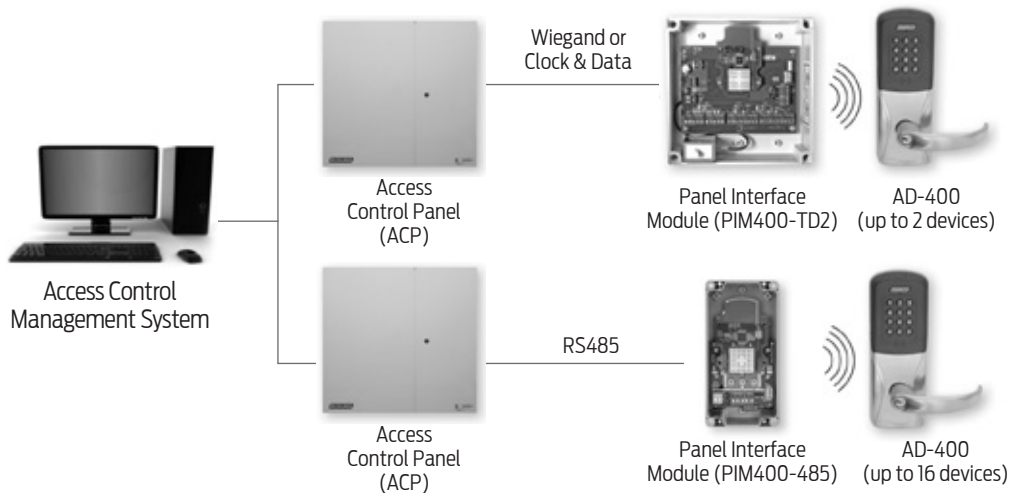
The following system configurations should be utilized as a guideline for specifying the AD-Series. Datasheets with technical specifications are available for download on [www.schlage.com/support](http://www.schlage.com/support). We suggest that you consult with your Access Control Provider to verify the specific features, functions and capabilities of the AD-Series.

### AD-300 Networked Hardwired Solution:



- Connections other than Wiegand or Clock & Data may incur an additional fee. Consult access control software provides for details.
- PIB300-2D required for Wiegand or Clock & Data connection; supports up to 2 AD-300 devices

### AD-400 Networked Wireless Solution:



- Connections other than Wiegand or Clock & Data may incur an additional fee. Consult access control software provides for details.
- PIM400-TD2 required for Wiegand or Clock & Data connection; supports up to 2 AD-400 devices
- If RS485 connection to other ACP is required, contact software provider

## System Architecture for AD-302 & AD-402

### FIPS 201 Overview


- Federal Government Standard for secure and reliable form of identification
- Mandated by Homeland Security Presidential Directive 12 (HSPD 12)
- Required for all Federal Government employees and contractors
- Mandates the type of Smart Card and Card Reader per application
- The WPR401 (wireless portable reader) is available for remote credential verification

In order to meet requirements, the AD-Series can either be:

- 1.) Sold as a complete unit with the FMK Multi-Technology + Keypad Reader
- 2.) Field upgraded to a FIPS 201-2 compliant solution by adding the FMK reader (sold separately) and by utilizing the most current firmware available.


### AD-302 Hardwired FIPS 201-2 compliant solution

- RS-485 or Wiegand communication to access control panel (ACP must be FIPS 201-2 compliant)
- FIPS 201-2 Multi-Technology Reader (FMK)



### AD-402 Wireless FIPS 201-2 compliant solution

- 900 MHz communication between lock and PIM400-TD2
- FIPS Multi-Technology Reader (FMK)
- Connections other than Wiegand or Clock & Data may incur an additional fee. Consult access control software provider for details.
- f RS485 connection to ACP is required, contact software provider





# AD-300 Networked Hardwired - Cylindrical



## 1-4. Select Chassis/Function Note: Locking function capabilities are determined by users access control system

|                      |                     |                   |
|----------------------|---------------------|-------------------|
| <b>AD-300-CY-70*</b> | Classroom/Storeroom | <b>\$1,902.00</b> |
| <b>AD-300-CY-50*</b> | Office △            | <b>\$1,912.00</b> |
| <b>AD-300-CY-40</b>  | Privacy △           | <b>\$1,912.00</b> |
| <b>AD-300-CY-60</b>  | Apartment △         | <b>\$1,912.00</b> |

\* Less Door Position Switch, use suffix LDP. Deduct \$19.50

△ Requires RS485 connection to ACP. See page 97 for system diagram. Check with access control software provider to verify function is enabled.



AD-300-CY-70-MT



KP



MG



MGK



MS



MSK



MTK/SIK/FMK



MT/SI

## 5. Select Reader Note: Reflects list price adder to base keypad reader price of \$553.00.

|            |   |                        |
|------------|---|------------------------|
| <b>LLL</b> | Less Reader (For reader module accessories sold separately, See page 166) | <b>DEDUCT \$553.00</b> |
| <b>KP</b>  | Keypad  | <b>STANDARD</b>        |
| <b>MS</b>  | Magnetic Stripe (Swipe)   | <b>\$103.00</b>        |
| <b>MSK</b> | Magnetic Stripe (Swipe) + Keypad  | <b>\$171.00</b>        |
| <b>MG</b>  | Magnetic Stripe (Insert)  | <b>\$119.00</b>        |
| <b>MGK</b> | Magnetic Stripe (Insert) + Keypad   | <b>\$190.00</b>        |
| <b>MT</b>  | Multi-Technology   Proximity and Smart Card                               | <b>\$205.00</b>        |
| <b>MTK</b> | Multi-Technology + Keypad   Proximity and Smart Card                      | <b>\$272.00</b>        |
| <b>SI</b>  | Smart Technology iClass Compatible Reader                                 | <b>\$358.00</b>        |
| <b>SIK</b> | Smart Technology iClass Compatible Reader + Keypad                        | <b>\$422.00</b>        |

FIPS 201-2 Compliant when applied with the FIPS Multi-Technology plus keypad reader module (FMK) and by utilizing the most current firmware available. See page 166 for the FMK reader module.

## 6. Select Lever\*

|                         |  |                       |
|-------------------------|--|-----------------------|
| <b>LLL</b>              | Less each lever  | <b>DEDUCT \$23.70</b> |
| <b>Standard Options</b> | SPA (Sparta), RHO (Rhodes), ATH (Athens), TLR (Tubular), BRW, (Broadway), BRK (Boardwalk), LAT (Latitude), LON (Longitude) | <b>N/C</b>            |

\* Tactile Warning use 8AT for Athens, 8RO for Rhodes, 8SP for Sparta and 8TR for Tubular. \$45.60 per lever. Applied to exterior lever only unless otherwise specified. Not available with 643e finish.

## 7. Select Finish

|              |                            |                 |
|--------------|----------------------------|-----------------|
| <b>626</b>   | Satin Chrome               | <b>N/C</b>      |
| <b>605</b>   | Bright Brass               | <b>\$143.00</b> |
| <b>606</b>   | Satin Brass                | <b>\$143.00</b> |
| <b>612</b>   | Satin Bronze               | <b>\$143.00</b> |
| <b>619</b>   | Satin Nickel               | <b>\$143.00</b> |
| <b>625</b>   | Bright Chrome              | <b>\$143.00</b> |
| <b>643e</b>  | Aged Bronze                | <b>\$143.00</b> |
| <b>626AM</b> | Satin Chrome Antimicrobial | <b>\$184.00</b> |

## 8. Select Cylinder Type

|              |  |                       |
|--------------|--|-----------------------|
| <b>P ● △</b> | With Cylinder, Schlage- (Everest 29 S123, 6 Pin KIL standard)                        | <b>N/C</b>            |
| <b>L</b>     | Less Cylinder, Schlage, Falcon, 6 Pin KIL  | <b>DEDUCT \$65.00</b> |
| <b>R ● □</b> | With Cylinder, Schlage 6-Pin (Everest 29 S123 standard) FSIC                         | <b>\$39.00</b>        |
| <b>J</b>     | Less Cylinder, Schlage, 6 Pin FSIC   | <b>DEDUCT \$36.00</b> |
| <b>G ● □</b> | With Cylinder, Schlage 7-Pin (Everest 29R standard) (factory master keyed only) SFIC | <b>\$87.00</b>        |
| <b>B</b>     | Less Cylinder, Schlage, Falcon, Competitive OEM's, 7 Pin (SFIC)                      | <b>N/C</b>            |
| <b>L SAR</b> | Less Cylinder, Sargent (10L + 11L), 6 Pin KIL  | <b>N/C</b>            |
| <b>L CO6</b> | Less Cylinder, Corbin, 6 Pin KIL (Only RHO, 8RO, SPA, 8SP lever styles)              | <b>N/C</b>            |
| <b>J SAR</b> | Less Cylinder, Sargent 6300, 6 Pin FSIC  | <b>N/C</b>            |
| <b>J CO6</b> | Less Cylinder, Corbin 8000, 6 Pin FSIC   | <b>N/C</b>            |
| <b>J CO7</b> | Less Cylinder, Corbin 8000-7, 7 Pin FSIC, (Only RHO, 8RO, SPA, 8SP, TLR and 8TR)     | <b>N/C</b>            |
| <b>J MED</b> | Less Cylinder, Medeco 32*0201, 6 Pin FSIC (Only RHO, 8RO, SPA, 8SP lever styles)     | <b>N/C</b>            |
| <b>J YA6</b> | Less Cylinder, Yale 1210 or Medeco 31*0100, 6 Pin FSIC                               | <b>N/C</b>            |
| <b>J YA7</b> | Less Cylinder, Yale 1220, 7 Pin FSIC (Only RHO, 8RO, SPA, 8SP lever styles)          | <b>N/C</b>            |
| <b>L FA7</b> | Less Cylinder, Falcon, 7 Pin, KIL (Only RHO, 8RO, SPA, 8SP lever styles)             | <b>N/C</b>            |

● Master Keyed cylinders can be specified and will be shipped in lock packaging. For Master Keying System Summary form which should accompany the master keyed order, see page 293.

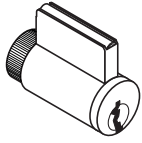
△ For Master Keying, additional line item 50-210 is required, \$20.70 each.

□ Control Keys for installation/removal of interchangeable cores are not furnished and must be ordered separate.

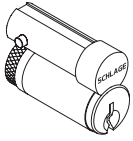
For additional assistance on Master Keying as well as restricted keyways please contact customer service.

Pricing/product description subject to change without notice.

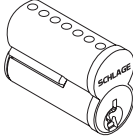
Full Cylinder  
PD LD LDSAR LDFA7



Full Size  
Interchangeable Core  
RD JD JD SAR JD CO6 JD YA6  
JD CO7



Small Format  
Interchangeable Core  
GD BD



**9. Select Keying Type**

| Open Keyway Families: KIL or FSIC <sup>2</sup>         |                                     |                 |
|--|-------------------------------------|-----------------|
| <b>S123</b>  | Everest 29 S (Key in Lever or FSIC) | <b>STANDARD</b> |
| <b>C123</b>  | Everest C                           | <b>N/C</b>      |
| <b>C/CE/E/EF/ F/ FG/ G</b>                             | Classic Obverse                     | <b>N/C</b>      |
| Restricted Keyway Families: KIL or FSIC <sup>1,2</sup> |                                     |                 |
| <b>29 T</b>  | Everest 29 T                        | <b>\$18.00</b>  |
| <b>D</b>   | Everest D                           | <b>\$18.00</b>  |
| <b>Classic Restricted</b>                              | Quad, Numbered, Reverse             | <b>\$18.00</b>  |
| Restricted Keyway Families: SFIC <sup>3</sup>          |                                     |                 |
| <b>29 R</b>  | Everest 29 R                        | <b>N/C</b>      |
| <b>B</b>   | Everest B                           | <b>N/C</b>      |

<sup>1</sup> Everest Restricted Keyways require a Letter of Authorization to be submitted with the order. See sample Letter of Authorization, see page 305.

<sup>2</sup> Full Size key systems (Everest 29 S & T, Everest C & D, Obverse & Quad) are available in Primus and Primus XP key system and must be ordered separately. Lock should be ordered less cylinder and Primus cylinder should be a separate line.

<sup>3</sup> Master Keyed cylinders can be specified and will be shipped in lock packaging. For Master Keying System Summary form which should accompany the master keyed order, see page 293.

**10. Select Handing (Field Reversible)**

|            |                      |            |
|------------|----------------------|------------|
| <b>RH</b>  | Right Handed         | <b>N/C</b> |
| <b>LH</b>  | Left Handed          | <b>N/C</b> |
| <b>RHR</b> | Right Handed Reverse | <b>N/C</b> |
| <b>LHR</b> | Left Handed Reverse  | <b>N/C</b> |

**11. Select Battery**

|                   |                        |                 |
|-------------------|------------------------|-----------------|
| <b>Cover Only</b> | No batteries or holder | <b>STANDARD</b> |
|-------------------|------------------------|-----------------|

**12. Select Backset & Latchbolt**

|                |   |                       |
|----------------|---|-----------------------|
| <b>LLL</b>     | Less Latch  | <b>DEDUCT \$35.20</b> |
| <b>13-247</b>  | 2-3/4" Backset, Deadlatch, Square corner, 1-1/8" x 2-1/4"   | <b>STANDARD</b>       |
| <b>14-049</b>  | 2-3/4" Backset, Deadlatch Anti-friction fire door latch, Square corner, 1-1/8" x 2-1/4", 3/4" throw | <b>\$186.00</b>       |
| <b>14-051</b>  | 2-3/8" Backset, Deadlatch Square corner, 1-1/8" x 2-1/4"  | <b>N/C</b>            |
| <b>14-050</b>  | 3-3/4" Backset, Deadlatch Square corner, 1-1/8" x 2-1/4"  | <b>\$11.00</b>        |
| <b>43-001</b>  | 5" Backset extension link, Deadlatch  | <b>\$34.10</b>        |
| <b>39-030*</b> | Rabbeted latch and strike kit, 605 and 626 only   | <b>\$59.80</b>        |

\* Adapts square corner latch and 2-3/4" square corner strike to 1/2" rabbeted door and frame.

**13. Select Strike Plate**

|                 |  |                      |
|-----------------|--|----------------------|
| <b>LLL</b>      | Less Strike Plate  | <b>DEDUCT \$4.60</b> |
| <b>10-025</b>   | 1-3/16" Lip, ANSI, no box, 1-1/14" x 4-7/8"                    | <b>STANDARD</b>      |
| <b>10-013*</b>  | 1-1/8" Lip, Square Corner, T-strike, box, 1-1/8" - 2-3/4"      | <b>N/C</b>           |
| <b>10-016</b>   | 1-1/8" Lip, Square Corner, T-strike, deep box, fire door latch | <b>N/C</b>           |
| <b>K510-066</b> | Box for ANSI strike (Must be specific)                         | <b>N/C</b>           |

\* 1-1/2" Lip available, must specify 1-1/2" Lip \$8.00

**14. Select Door Thickness**

|                    |   |                 |
|--------------------|---|-----------------|
| <b>134</b>         | 1-3/4"  | <b>STANDARD</b> |
| <b>Example 138</b> | 1-3/8" to 2-3/4", Shims included (Specify in 1/8" increments) | <b>\$60.70</b>  |

**15. Select Options**

|            |                       |                 |
|------------|-----------------------|-----------------|
| <b>BAA</b> | BAA Compliant Product | <b>\$118.00</b> |
|------------|-----------------------|-----------------|

BAA compliant products must have the cover letter On page 311 included with the order. Failure to use this cover letter will result in the customer receiving non-BAA compliant product with no recourse for an RMA or refund. BAA compliant product requires a longer lead time, please contact customer service for details.

**Notes:** 1) Connections other than Wiegand or Clock & Data may incur additional fee. Consult access control software provider for details.

2) Add PIB300-2D if Wiegand or Clock and Data connection to ACP is required. Sold Separately. See page 128 for details.

Accessories available, see pages 126-129.

Accessories include Panel Interface Board (PIB300-2D) Decorative Plates, Handheld Device, etc.

Credentials available, see pages 26-31.

Pricing/product description subject to change without notice.

# AD-300 Networked Hardwired - Mortise/Mortise Deadbolt



## 1-3. Select Chassis

|                  |                           |                   |
|------------------|---------------------------|-------------------|
| <b>AD-300-MS</b> | Mortise                   | <b>\$2,185.00</b> |
| <b>AD-300-MD</b> | Mortise Deadbolt $\Delta$ | <b>\$2,221.00</b> |



AD-300-MS-70-MTK



KP



MG



MGK



MS



MSK



MT/SI



MTK/SIK/FMK

## 4. Select Function **Note:** Locking function capabilities are determined by users access control system

|            |   |                 |
|------------|---|-----------------|
| <b>70*</b> | Classroom/Storeroom (Not available on mortise deadbolt) | <b>STANDARD</b> |
| <b>50*</b> | Office $\Delta$ (Not available on mortise deadbolt)     | <b>\$10.00</b>  |
| <b>40</b>  | Privacy $\Delta$ ■                                      | <b>\$10.00</b>  |
| <b>60</b>  | Apartment $\Delta$ ■                                    | <b>\$10.00</b>  |

\* Less Door Position Switch, use suffix LDP. Deduct \$20.10

$\Delta$  Requires RS485 connection to ACP. See page 97 for system diagram. Check with access control software provider to verify function is enabled.

■ Inside Push Button (IPB) only included with Mortise (MS) chassis. Mortise deadbolt (MD) chassis comes with LED indicator only. \$10 charge does not apply to mortise deadbolt (MD) chassis.

## 5. Select Reader **Note:** Reflects list price adder to base keypad reader price of \$553.00.

|            |   |                        |
|------------|---|------------------------|
| <b>LLL</b> | Less Reader (For reader module accessories sold separately, See page 166) | <b>DEDUCT \$553.00</b> |
| <b>KP</b>  | Keypad  | <b>STANDARD</b>        |
| <b>MS</b>  | Magnetic Stripe (Swipe)   | <b>\$103.00</b>        |
| <b>MSK</b> | Magnetic Stripe (Swipe) + Keypad  | <b>\$171.00</b>        |
| <b>MG</b>  | Magnetic Stripe (Insert)  | <b>\$119.00</b>        |
| <b>MGK</b> | Magnetic Stripe (Insert) + Keypad   | <b>\$190.00</b>        |
| <b>MT</b>  | Multi-Technology   Proximity and Smart Card                               | <b>\$205.00</b>        |
| <b>MTK</b> | Multi-Technology + Keypad   Proximity and Smart Card                      | <b>\$272.00</b>        |
| <b>SI</b>  | Smart Technology iClass Compatible Reader                                 | <b>\$358.00</b>        |
| <b>SIK</b> | Smart Technology iClass Compatible Reader + Keypad                        | <b>\$422.00</b>        |

FIPS 201-2 Compliant when applied with the FIPS Multi-Technology plus keypad reader module (FMK) and by utilizing the most current firmware available. See page 166 for the FMK reader module.

## 6. Select Lever\*

|                         |  |                       |
|-------------------------|--|-----------------------|
| <b>LLL</b>              | Less interior and exterior levers  | <b>DEDUCT \$66.80</b> |
| <b>Standard Options</b> | SPA (Sparta), RHO (Rhodes), ATH (Athens), TLR (Tubular), BRW, (Broadway), BRK (Boardwalk), LAT (Latitude), LON (Longitude) | <b>N/C</b>            |

\* Tactile Warning use 8AT for Athens, 8RO for Rhodes, 8SP for Sparta and 8TR for Tubular. \$47.00 per lever. Applied to exterior lever only unless otherwise specified. Not available with 643e finish.

## 7. Select Finish

|              |                            |                 |
|--------------|----------------------------|-----------------|
| <b>626</b>   | Satin Chrome               | <b>N/C</b>      |
| <b>605</b>   | Bright Brass               | <b>\$143.00</b> |
| <b>606</b>   | Satin Brass                | <b>\$143.00</b> |
| <b>612</b>   | Satin Bronze               | <b>\$143.00</b> |
| <b>619</b>   | Satin Nickel               | <b>\$143.00</b> |
| <b>625</b>   | Bright Chrome              | <b>\$143.00</b> |
| <b>643e</b>  | Aged Bronze                | <b>\$143.00</b> |
| <b>626AM</b> | Satin Chrome Antimicrobial | <b>\$184.00</b> |

## 8. Select Cylinder Type

|                     |  |                        |
|---------------------|--|------------------------|
| <b>P</b> ● $\Delta$ | With Cylinder, Schlage- (Everest 29 S123, 6 Pin KIL standard)                        | <b>N/C</b>             |
| <b>L</b>            | Less Cylinder, Schlage, Falcon, 6 Pin KIL  | <b>DEDUCT \$ 65.00</b> |
| <b>R</b> ● □        | With Cylinder, Schlage 6-Pin (Everest 29 S123 standard) FSIC                         | <b>\$39.00</b>         |
| <b>J</b>            | Less Cylinder, Schlage, 6 Pin FSIC   | <b>DEDUCT \$36.00</b>  |
| <b>G</b> ● □        | With Cylinder, Schlage 7-Pin (Everest 29R standard) (factory master keyed only) SFIC | <b>\$87.00</b>         |
| <b>B</b>            | Less Cylinder, Schlage, Falcon, Competitive OEM's, 7 Pin (SFIC)                      | <b>N/C</b>             |
| <b>LSAR</b>         | Less Cylinder, Sargent (10L + 11L), 6 Pin KIL  | <b>N/C</b>             |
| <b>L CO6</b>        | Less Cylinder, Corbin, 6 Pin KIL (Only RHO, 8RO, SPA, 8SP lever styles)              | <b>N/C</b>             |
| <b>JSAR</b>         | Less Cylinder, Sargent 6300, 6 Pin FSIC  | <b>N/C</b>             |
| <b>J CO6</b>        | Less Cylinder, Corbin 8000, 6 Pin FSIC   | <b>N/C</b>             |
| <b>J CO7</b>        | Less Cylinder, Corbin 8000-7, 7 Pin FSIC (Only RHO, 8RO, SPA, 8SP, TLR and 8TR)      | <b>N/C</b>             |
| <b>J MED</b>        | Less Cylinder, Medeco 32*0201, 6 Pin FSIC (Only RHO, 8RO, SPA, 8SP lever styles)     | <b>N/C</b>             |
| <b>J YA6</b>        | Less Cylinder, Yale 1220 or Medeco 31*0100, 6 Pin FSIC                               | <b>N/C</b>             |
| <b>J YA7</b>        | Less Cylinder, Yale 1220, 7 Pin FSIC (Only RHO, 8RO, SPA, 8SP lever styles)          | <b>N/C</b>             |
| <b>L FA7</b>        | Less Cylinder, Falcon, 7 Pin, KIL (Only RHO, 8RO, SPA, 8SP lever styles)             | <b>N/C</b>             |

● Master Keyed cylinders can be specified and will be shipped in lock packaging. For Master Keying System Summary form which should accompany the master keyed order, see page 293.

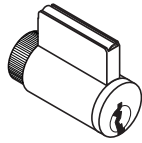
$\Delta$  For Master Keying, additional line item 50-210 is required, \$20.70 each.

□ Control Keys for installation/removal of interchangeable cores are not furnished and must be ordered separate.

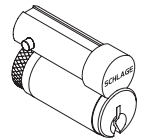
For additional assistance on Master Keying as well as restricted keyways please contact customer service.

Pricing/product description subject to change without notice.

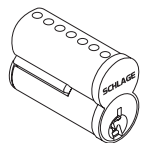
Full Cylinder  
PD LD LDSAR LDFA7



Full Size  
Interchangeable Core  
RD JD JD SAR JD CO6 JD YA6  
JD CO7



Small Format  
Interchangeable Core  
GD BD



**9. Select Keying Type**

| Open Keyway Families: KIL or FSIC <sup>2</sup>         |                                     |                 |
|--|-------------------------------------|-----------------|
| <b>S123</b>  | Everest 29 S (Key in Lever or FSIC) | <b>STANDARD</b> |
| <b>C123</b>  | Everest C                           | <b>N/C</b>      |
| <b>C/CE/E/EF/F/FG/G</b>                                | Classic Obverse                     | <b>N/C</b>      |
| Restricted Keyway Families: KIL or FSIC <sup>1,2</sup> |                                     |                 |
| <b>29 T</b>  | Everest 29 T                        | <b>\$18.00</b>  |
| <b>D</b>   | Everest D                           | <b>\$18.00</b>  |
| <b>Classic Restricted</b>                              | Quad, Numbered, Reverse             | <b>\$18.00</b>  |
| Restricted Keyway Families: SFIC <sup>3</sup>          |                                     |                 |
| <b>29 R</b>  | Everest 29 R                        | <b>N/C</b>      |
| <b>B</b>   | Everest B                           | <b>N/C</b>      |

<sup>1</sup> Everest Restricted Keyways require a Letter of Authorization to be submitted with the order. See sample Letter of Authorization, see page 305.

<sup>2</sup> Full Size key systems (Everest 29 S & T, Everest C & D, Obverse & Quad) are available in Primus and Primus XP key system and must be ordered separately. Lock should be ordered less cylinder and Primus cylinder should be a separate line.

<sup>3</sup> Master Keyed cylinders can be specified and will be shipped in lock packaging. For Master Keying System Summary form which should accompany the master keyed order, see page 293.

**10. Select Handing (Field Reversible)**

|            |                      |            |
|------------|----------------------|------------|
| <b>RH</b>  | Right Handed         | <b>N/C</b> |
| <b>LH</b>  | Left Handed          | <b>N/C</b> |
| <b>RHR</b> | Right Handed Reverse | <b>N/C</b> |
| <b>LHR</b> | Left Handed Reverse  | <b>N/C</b> |

**11. Select Battery**

|                   |                        |                 |
|-------------------|------------------------|-----------------|
| <b>Cover Only</b> | No batteries or holder | <b>STANDARD</b> |
|-------------------|------------------------|-----------------|

**12. Select Mortise Lock Armor Front**

|               |  |                       |
|---------------|--|-----------------------|
| <b>LLL</b>    | Less Armor Front   | <b>DEDUCT \$17.30</b> |
| <b>09-663</b> | 1-1/4" Wide Square Corner, Latch for MS                      | <b>STANDARD</b>       |
| <b>09-669</b> | 1-1/16" Wide Square Corner, Latch, options for MS            | <b>N/C</b>            |
| <b>09-666</b> | 1-1/4" Wide Square Corner, Latch x Deadbolt for MD           | <b>STANDARD</b>       |
| <b>09-672</b> | 1-1/16" Wide Square Corner, Latch x Deadbolt, Options for MD | <b>N/C</b>            |

**13. Select Strike Plate**

|                   |  |                       |
|-------------------|--|-----------------------|
| <b>LLL</b>        | Less Strike  | <b>DEDUCT \$13.60</b> |
| <b>10-072</b>     | 1-1/4" x 4-7/8" Square Corner + box; 1-3/16" lip length                      | <b>STANDARD</b>       |
| <b>10-072xx</b>   | 1-1/4" x 4-7/8" Square Corner + box; specify lip length (xx) as 1" or 1-1/2" | <b>N/C</b>            |
| <b>10-072xx</b>   | 1-1/4" x 4-7/8" Square Corner + box; specify lip length (xx) as 1-3/4"       | <b>\$32.20</b>        |
| <b>10-075 ●</b>   | 1/2" Rabbeted  | <b>\$111.00</b>       |
| <b>37-015</b>     | Strike Frame Reinforcer, specify 37-015                                      | <b>N/C</b>            |
| <b>XL11-820 △</b> | One hole for latching functions, RH & LHR doors Lip 1-3/16"                  | <b>\$13.40</b>        |
| <b>XL11-821 △</b> | One hole for latching functions, LH & RHR doors Lip 1-3/16"                  | <b>\$13.40</b>        |

● For 1-3/4" thick doors, use wide armor front. For over 1-3/4" thick door extended equally (EE) use 1-1/4" wide armor front.

△ Extended leadtime, consult customer service.

**14. Select Door Thickness**

|                    |   |                 |
|--------------------|---|-----------------|
| <b>134</b>         | 1-3/4"  | <b>STANDARD</b> |
| <b>Example 138</b> | 1-3/8" to 2-3/4", Shims included (Specify in 1/8" increments) | <b>\$60.700</b> |

**15. Select Options**

|            |                       |                 |
|------------|-----------------------|-----------------|
| <b>BAA</b> | BAA Compliant Product | <b>\$118.00</b> |
|------------|-----------------------|-----------------|

BAA compliant products must have the cover letter On page 311 included with the order. Failure to use this cover letter will result in the customer receiving non-BAA compliant product with no recourse for an RMA or refund. BAA compliant product requires a longer lead time, please contact customer service for details.

**Notes:** 1) Connections other than Wiegand or Clock & Data may incur additional fee. Consult access control software provider for details.

2) Add PIB300-2D if Wiegand or Clock and Data connection to ACP is required. Sold Separately. See page 128 for details.

Accessories available, see pages 126-129.

Accessories include Panel Interface Board (PIB300-2D) Decorative Plates, Handheld Device, etc.

Credentials available, see pages 26-31.

Pricing/product description subject to change without notice.

## 1-3. Select Chassis/Trim Type *Note: See page 87 for exit device compatibility*

|                    |  |                   |
|--------------------|--|-------------------|
| <b>AD-300-993R</b> | Exit Rim/Concealed Vertical Rod (Metal Door)/Concealed Vertical Cable (Metal Door) | <b>\$2,237.00</b> |
| <b>AD-300-993S</b> | Exit Surface Vertical Rod  | <b>\$2,266.00</b> |
| <b>AD-300-993M</b> | Exit Mortise Lock  | <b>\$2,266.00</b> |

## 4. Select Function *Note: Locking function capabilities are determined by users access control system*

|            |                     |                 |
|------------|---------------------|-----------------|
| <b>70*</b> | Classroom/Storeroom | <b>STANDARD</b> |
| <b>50*</b> | Office $\Delta$     | <b>\$10.00</b>  |
| <b>40</b>  | Privacy $\Delta$    | <b>\$10.00</b>  |
| <b>60</b>  | Apartment $\Delta$  | <b>\$10.00</b>  |

\* Less Door Position Switch, use suffix LDP. Deduct \$20.10

$\Delta$  Requires RS485 connection to ACP. See page 97 for system diagram. Check with access control software provider to verify function is enabled.

## 5. Select Reader *Note: Reflects list price adder to base keypad reader price of \$553.00.*

|            |   |                        |
|------------|---|------------------------|
| <b>LLL</b> | Less Reader (For reader module accessories sold separately, See page 166) | <b>DEDUCT \$553.00</b> |
| <b>KP</b>  | Keypad  | <b>STANDARD</b>        |
| <b>MS</b>  | Magnetic Stripe (Swipe)   | <b>\$103.00</b>        |
| <b>MSK</b> | Magnetic Stripe (Swipe) + Keypad  | <b>\$171.00</b>        |
| <b>MG</b>  | Magnetic Stripe (Insert)  | <b>\$119.00</b>        |
| <b>MGK</b> | Magnetic Stripe (Insert) + Keypad   | <b>\$190.00</b>        |
| <b>MT</b>  | Multi-Technology   Proximity and Smart Card                               | <b>\$205.00</b>        |
| <b>MTK</b> | Multi-Technology + Keypad   Proximity and Smart Card                      | <b>\$272.00</b>        |
| <b>SI</b>  | Smart Technology iClass Compatible Reader                                 | <b>\$358.00</b>        |
| <b>SIK</b> | Smart Technology iClass Compatible Reader + Keypad                        | <b>\$422.00</b>        |

FIPS 201-2 Compliant when applied with the FIPS Multi-Technology plus keypad reader module (FMK) and by utilizing the most current firmware available. See page 166 for the FMK reader module.

## 6. Select Lever\*

|                         |  |                       |
|-------------------------|--|-----------------------|
| <b>LLL</b>              | Less interior and exterior levers  | <b>DEDUCT \$23.90</b> |
| <b>Standard Options</b> | SPA (Sparta), RHO (Rhodes), ATH (Athens), TLR (Tubular), BRW, (Broadway), BRK (Boardwalk), LAT (Latitude), LON (Longitude) | <b>N/C</b>            |

\* Tactile Warning use BAT for Athens, 8RO for Rhodes, 8SP for Sparta and 8TR for Tubular. \$47.00 per lever. Applied to exterior lever only unless otherwise specified. Not available with 643e finish.

## 7. Select Finish

|              |                            |                 |
|--------------|----------------------------|-----------------|
| <b>626</b>   | Satin Chrome               | <b>N/C</b>      |
| <b>605</b>   | Bright Brass               | <b>\$143.00</b> |
| <b>606</b>   | Satin Brass                | <b>\$143.00</b> |
| <b>612</b>   | Satin Bronze               | <b>\$143.00</b> |
| <b>619</b>   | Satin Nickel               | <b>\$143.00</b> |
| <b>625</b>   | Bright Chrome              | <b>\$143.00</b> |
| <b>643e</b>  | Aged Bronze                | <b>\$143.00</b> |
| <b>626AM</b> | Satin Chrome Antimicrobial | <b>\$184.00</b> |

## 8. Select Cylinder Type

|                              |  |                       |
|------------------------------|--|-----------------------|
| <b>P</b> $\bullet$ $\Delta$  | With Cylinder, Schlage- (Everest 29 S123, 6 Pin KIL standard)                        | <b>N/C</b>            |
| <b>L</b>                     | Less Cylinder, Schlage, Falcon, 6 Pin KIL  | <b>DEDUCT \$65.00</b> |
| <b>R</b> $\bullet$ $\square$ | With Cylinder, Schlage 6-Pin (Everest 29 S123 standard) FSIC                         | <b>\$39.00</b>        |
| <b>J</b>                     | Less Cylinder, Schlage, 6 Pin FSIC   | <b>DEDUCT \$36.00</b> |
| <b>G</b> $\bullet$ $\square$ | With Cylinder, Schlage 7-Pin (Everest 29R standard) (factory master keyed only) SFIC | <b>\$87.00</b>        |
| <b>B</b>                     | Less Cylinder, Schlage, Falcon, Competitive OEM's, 7 Pin (SFIC)                      | <b>N/C</b>            |
| <b>L SAR</b>                 | Less Cylinder, Sargent (10L + 11L), 6 Pin KIL  | <b>N/C</b>            |
| <b>L CO6</b>                 | Less Cylinder, Corbin, 6 Pin KIL (Only RHO, 8RO, SPA, 8SP lever styles)              | <b>N/C</b>            |
| <b>J SAR</b>                 | Less Cylinder, Sargent 6300, 6 Pin FSIC  | <b>N/C</b>            |
| <b>J CO6</b>                 | Less Cylinder, Corbin 8000, 6 Pin FSIC   | <b>N/C</b>            |
| <b>J CO7</b>                 | Less Cylinder, Corbin 8000-7, 7 Pin FSIC, (Only RHO, 8RO, SPA, 8SP, TLR and 8TR)     | <b>N/C</b>            |
| <b>J MED</b>                 | Less Cylinder, Medeco 32*0201, 6 Pin FSIC (Only RHO, 8RO, SPA, 8SP lever styles)     | <b>N/C</b>            |
| <b>J YA6</b>                 | Less Cylinder, Yale 1210 or Medeco 31*0100, 6 Pin FSIC                               | <b>N/C</b>            |
| <b>J YA7</b>                 | Less Cylinder, Yale 1220, 7 Pin FSIC (Only RHO, 8RO, SPA, 8SP lever styles)          | <b>N/C</b>            |
| <b>L FA7</b>                 | Less Cylinder, Falcon, 7 Pin, KIL (Only RHO, 8RO, SPA, 8SP lever styles)             | <b>N/C</b>            |

● Master Keyed cylinders can be specified and will be shipped in lock packaging. For Master Keying System Summary form which should accompany the master keyed order, see page 293.

$\Delta$  For Master Keying, additional line item 50-210 is required, \$20.70 each.

$\square$  Control Keys for installation/removal of interchangeable cores are not furnished and must be ordered separate.

For additional assistance on Master Keying as well as restricted keyways please contact customer service.



AD-300-993R-70-MTK



MG



MGK



MS



MSK



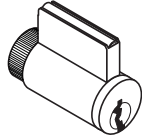
MT/SI



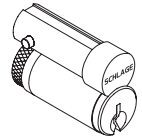
MTK/SIK/FMK



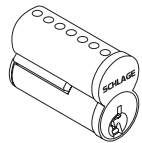
Full Cylinder  
PD LD LDSAR LDA7



Full Size Interchangeable Core  
RD JD JD SAR JD CO6 JD YA6 JD CO7



Small Format Interchangeable Core  
GD BD



**9. Select Keying Type**

| Open Keyway Families: KIL or FSIC <sup>2</sup>         |                                     |                 |
|--|-------------------------------------|-----------------|
| <b>S123</b>  | Everest 29 S (Key in Lever or FSIC) | <b>STANDARD</b> |
| <b>C123</b>  | Everest C                           | <b>N/C</b>      |
| <b>C/CE/E/EF/ F/ FG/ G</b>                             | Classic Obverse                     | <b>N/C</b>      |
| Restricted Keyway Families: KIL or FSIC <sup>1,2</sup> |                                     |                 |
| <b>29 T</b>  | Everest 29 T                        | <b>\$18.00</b>  |
| <b>D</b>   | Everest D                           | <b>\$18.00</b>  |
| <b>Classic Restricted</b>                              | Quad, Numbered, Reverse             | <b>\$18.00</b>  |
| Restricted Keyway Families: SFIC <sup>3</sup>          |                                     |                 |
| <b>29 R</b>  | Everest 29 R                        | <b>N/C</b>      |
| <b>B</b>   | Everest B                           | <b>N/C</b>      |

<sup>1</sup> Everest Restricted Keyways require a Letter of Authorization to be submitted with the order. See sample Letter of Authorization, see page 305.  
<sup>2</sup> Full Size key systems (Everest 29 S & T, Everest C & D, Obverse & Quad) are available in Primus and Primus XP key system and must be ordered separately. Lock should be ordered less cylinder and Primus cylinder should be a separate line.  
<sup>3</sup> Master Keyed cylinders can be specified and will be shipped in lock packaging. For Master Keying System Summary form which should accompany the master keyed order, see page 293.

**10. Select Handing (Field Reversible)**

|            |                      |            |
|------------|----------------------|------------|
| <b>RHR</b> | Right Handed Reverse | <b>N/C</b> |
| <b>LHR</b> | Left Handed Reverse  | <b>N/C</b> |

**11. Select Battery**

|                   |                        |                 |
|-------------------|------------------------|-----------------|
| <b>Cover Only</b> | No batteries or holder | <b>STANDARD</b> |
|-------------------|------------------------|-----------------|

**12.-13. No Selection Required**

**14. Select Door Thickness**

|                    |  |                 |
|--------------------|--|-----------------|
| <b>134</b>         | 1-3/4"   | <b>STANDARD</b> |
| <b>Example 200</b> | 1-3/4" to 2-3/4", (Specify in 1/8" increments) | <b>\$60.70</b>  |

**15. Select Options**

|            |  |                       |
|------------|--|-----------------------|
| <b>LRX</b> | Less Von Duprin low current Request-To-Exit switch | <b>DEDUCT \$53.60</b> |
| <b>BAA</b> | BAA Compliant Product                              | <b>\$118.00</b>       |

BAA compliant products must have the cover letter on page 311 included with the order. Failure to use this cover letter will result in the customer receiving non-BAA compliant product with no recourse for an RMA or refund. BAA compliant product requires a longer lead time, please contact customer service for details.

AD-300 Exit Trim comes with a universal mounting plate and is compatible with Von Duprin Series 98/99, 98/99XP, 22/22F exit devices and Falcon 25 rim exit devices with proper low current Request-To-Exit switch (RX-LC). Concealed Vertical Rod and Concealed Vertical Cable trim on metal door only.  
**When Request-to-exit is required, the Von Duprin RX-LC switch (part #050281) or Falcon AE switch (part #650359) must be used or the Warranty is void.**  
**Note:** AD-Series Non-Functioning "Dummy" Exit Trim now available.  
 Please see pages 124-125 for details

**Notes:** 1) Connections other than Wiegand or Clock & Data may incur additional fee. Consult access control software provider for details.  
 2) Add PIB300-2D if Wiegand or Clock and Data connection to ACP is required. Sold Separately. See page 128 for details.

Accessories available, see pages 126-129.  
 Accessories include Panel Interface Board (PIB300-2D) Decorative Plates, Handheld Device, etc.  
 Credentials available, see pages 26-31.

## 1-4. Select Chassis/Function

**Note:** Locking function capabilities are determined by users access control system

|                      |                     |                   |
|----------------------|---------------------|-------------------|
| <b>AD-302-CY-70*</b> | Classroom/Storeroom | <b>\$1,902.00</b> |
| <b>AD-302-CY-50*</b> | Office              | <b>\$1,912.00</b> |
| <b>AD-302-CY-40</b>  | Privacy△            | <b>\$1,912.00</b> |
| <b>AD-302-CY-60</b>  | Apartment△          | <b>\$1,912.00</b> |

\* Less Door Position Switch, use suffix LDP. Deduct \$19.50

△ Requires RS485 connection to ACP. See page 98 for system diagram. Check with Access Control software provider to verify function is enabled.



AD-302-CY-70-FMK

## 5. Select Reader

|            |  |                 |
|------------|--|-----------------|
| <b>FMK</b> | FIPS 201-2 Multi-Technology + Keypad   Proximity and Smart Card (PIV & PIV-I Card) | <b>\$487.00</b> |
|------------|--|-----------------|

**Note:** The AD-300 lock can be field upgraded to a FIPS 201-2 compliant solution simply by adding the FMK reader (sold separately) and by using the most current firmware revision.

**Note:** Verify compatibility of PIV & PIV-I credentials with access control software provider.

## 6. Select Lever\*

|            |                 |                       |
|------------|-----------------|-----------------------|
| <b>LLL</b> | Less each lever | <b>DEDUCT \$23.00</b> |
| <b>SPA</b> | Sparta          | <b>N/C</b>            |
| <b>RHO</b> | Rhodes          | <b>N/C</b>            |
| <b>ATH</b> | Athens          | <b>N/C</b>            |
| <b>TLR</b> | Tubular         | <b>N/C</b>            |
| <b>BRW</b> | Broadway        | <b>N/C</b>            |
| <b>BRK</b> | Boardwalk       | <b>N/C</b>            |
| <b>LAT</b> | Latitude        | <b>N/C</b>            |
| <b>LON</b> | Longitude       | <b>N/C</b>            |

\* Tactile Warning use BAT for Athens, BRO for Rhodes, BSP for Sparta and BTR for Tubular. \$45.60 per lever. Applied to exterior lever only unless otherwise specified. Not available with 643e finish.

## 7. Select Finish

|              |                            |                 |
|--------------|----------------------------|-----------------|
| <b>626</b>   | Satin Chrome               | <b>N/C</b>      |
| <b>605</b>   | Bright Brass               | <b>\$143.00</b> |
| <b>606</b>   | Satin Brass                | <b>\$143.00</b> |
| <b>612</b>   | Satin Bronze               | <b>\$143.00</b> |
| <b>619</b>   | Satin Nickel               | <b>\$143.00</b> |
| <b>625</b>   | Bright Chrome              | <b>\$143.00</b> |
| <b>643e</b>  | Aged Bronze                | <b>\$143.00</b> |
| <b>626AM</b> | Satin Chrome Antimicrobial | <b>\$184.00</b> |

## 8. Select Cylinder Type

|             |  |                       |
|-------------|--|-----------------------|
| <b>P</b> ●△ | With Cylinder, Schlage- (Everest 29 S123, 6 Pin KIL standard)                        | <b>N/C</b>            |
| <b>L</b>    | Less Cylinder, Schlage, Falcon, 6 Pin KIL  | <b>DEDUCT \$65.00</b> |
| <b>R</b> ●□ | With Cylinder, Schlage 6-Pin (Everest 29 S123 standard) FSIC                         | <b>\$39.00</b>        |
| <b>J</b>    | Less Cylinder, Schlage, 6 Pin FSIC   | <b>DEDUCT \$36.00</b> |
| <b>G</b> ●□ | With Cylinder, Schlage 7-Pin (Everest 29R standard) (factory master keyed only) SFIC | <b>\$87.00</b>        |
| <b>B</b>    | Less Cylinder, Schlage, Falcon, Competitive OEM's, 7 Pin (SFIC)                      | <b>N/C</b>            |
| <b>LSAR</b> | Less Cylinder, Sargent (10L + 11L), 6 Pin KIL  | <b>N/C</b>            |
| <b>LCO6</b> | Less Cylinder, Corbin, 6 Pin KIL (Only RHO, 8RO, SPA, 8SP lever styles)              | <b>N/C</b>            |
| <b>JSAR</b> | Less Cylinder, Sargent 6300, 6 Pin FSIC  | <b>N/C</b>            |
| <b>JCO6</b> | Less Cylinder, Corbin 8000, 6 Pin FSIC   | <b>N/C</b>            |
| <b>JCO7</b> | Less Cylinder, Corbin 8000-7, 7 Pin FSIC, (Only RHO, 8RO, SPA, 8SP, TLR and 8TR)     | <b>N/C</b>            |
| <b>JMED</b> | Less Cylinder, Medeco 32*0201, 6 Pin FSIC (Only RHO, 8RO, SPA, 8SP lever styles)     | <b>N/C</b>            |
| <b>JYA6</b> | Less Cylinder, Yale 1210 or Medeco 31*0100, 6 Pin FSIC                               | <b>N/C</b>            |
| <b>JYA7</b> | Less Cylinder, Yale 1220, 7 Pin FSIC (Only RHO, 8RO, SPA, 8SP lever styles)          | <b>N/C</b>            |
| <b>LFA7</b> | Less Cylinder, Falcon, 7 Pin, KIL (Only RHO, 8RO, SPA, 8SP lever styles)             | <b>N/C</b>            |

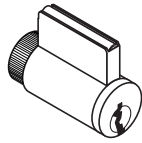
● Master Keyed cylinders can be specified and will be shipped in lock packaging. For Master Keying System Summary form which should accompany the master keyed order, see page 293.

△ For Master Keying, additional line item 50-210 is required, \$20.70 each.

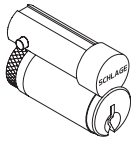
□ Control Keys for installation/removal of interchangeable cores are not furnished and must be ordered separate.

For additional assistance on Master Keying as well as restricted keyways please contact customer service.

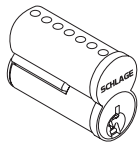
Full Cylinder  
PD LD LDSAR LDFA7



Full Size Interchangeable Core  
RD JD JD SAR JD CO6 JD YA6 JD CO7



Small Format Interchangeable Core  
GD BD



**9. Select Keying Type**

| Open Keyway Families: KIL or FSIC <sup>2</sup>         |                                     |                 |
|--|-------------------------------------|-----------------|
| <b>S123</b>  | Everest 29 S (Key in Lever or FSIC) | <b>STANDARD</b> |
| <b>C123</b>  | Everest C                           | <b>N/C</b>      |
| <b>C/CE/E/EF/ F/ FG/ G</b>                             | Classic Obverse                     | <b>N/C</b>      |
| Restricted Keyway Families: KIL or FSIC <sup>1,2</sup> |                                     |                 |
| <b>29 T</b>  | Everest 29 T                        | <b>\$18.00</b>  |
| <b>D</b>   | Everest D                           | <b>\$18.00</b>  |
| <b>Classic Restricted</b>                              | Quad, Numbered, Reverse             | <b>\$18.00</b>  |
| Restricted Keyway Families: SFIC <sup>3</sup>          |                                     |                 |
| <b>29 R</b>  | Everest 29 R                        | <b>N/C</b>      |
| <b>B</b>   | Everest B                           | <b>N/C</b>      |

<sup>1</sup> Everest Restricted Keyways require a Letter of Authorization to be submitted with the order. See sample Letter of Authorization, see page 305.

<sup>2</sup> Full Size key systems (Everest 29 S & T, Everest C & D, Obverse & Quad) are available in Primus and Primus XP key system and must be ordered separately. Lock should be ordered less cylinder and Primus cylinder should be a separate line.

<sup>3</sup> Master Keyed cylinders can be specified and will be shipped in lock packaging. For Master Keying System Summary form which should accompany the master keyed order, See page 293.

**10. Select Handing (Field Reversible)**

|            |                      |            |
|------------|----------------------|------------|
| <b>RH</b>  | Right Handed         | <b>N/C</b> |
| <b>LH</b>  | Left Handed          | <b>N/C</b> |
| <b>RHR</b> | Right Handed Reverse | <b>N/C</b> |
| <b>LHR</b> | Left Handed Reverse  | <b>N/C</b> |

**11. Select Battery**

|                   |                        |                 |
|-------------------|------------------------|-----------------|
| <b>Cover Only</b> | No batteries or holder | <b>STANDARD</b> |
|-------------------|------------------------|-----------------|

**12. Select Backset & Latchbolt**

|                |   |                       |
|----------------|---|-----------------------|
| <b>LLL</b>     | Less Latch  | <b>DEDUCT \$35.20</b> |
| <b>13-247</b>  | 2-3/4" Backset, Deadlatch, Square corner, 1-1/8" x 2-1/4"   | <b>STANDARD</b>       |
| <b>14-049</b>  | 2-3/4" Backset, Deadlatch Anti-friction fire door latch, Square corner, 1-1/8" x 2-1/4", 3/4" throw | <b>\$186.00</b>       |
| <b>14-051</b>  | 2-3/8" Backset, Deadlatch Square corner, 1-1/8" x 2-1/4"  | <b>N/C</b>            |
| <b>14-050</b>  | 3-3/4" Backset, Deadlatch Square corner, 1-1/8" x 2-1/4"  | <b>\$11.00</b>        |
| <b>43-001</b>  | 5" Backset extension link, Deadlatch  | <b>\$34.10</b>        |
| <b>39-030*</b> | Rabbeted latch and strike kit, 605 and 626 only   | <b>\$59.80</b>        |

\* Adapts square corner latch and 2-3/4" square corner strike to 1/2" rabbeted door and frame.

**13. Select Strike Plate**

|                 |  |                      |
|-----------------|--|----------------------|
| <b>LLL</b>      | Less Strike Plate  | <b>DEDUCT \$4.60</b> |
| <b>10-025</b>   | 1-3/16" Lip, ANSI, no box, 1-1/14" x 4-7/8"                    | <b>STANDARD</b>      |
| <b>10-013**</b> | 1-1/8" Lip, Square Corner, T-strike, box, 1-1/8" - 2-3/4"      | <b>N/C</b>           |
| <b>10-016</b>   | 1-1/8" Lip, Square Corner, T-strike, deep box, fire door latch | <b>N/C</b>           |
| <b>K510-066</b> | Box for ANSI strike (Must be specific)                         | <b>N/C</b>           |

\*\* 1-1/2" Lip available, must specify 1-1/2" Lip \$8.00

**14. Select Door Thickness**

|                    |   |                 |
|--------------------|---|-----------------|
| <b>134</b>         | 1-3/4"  | <b>STANDARD</b> |
| <b>Example 138</b> | 1-3/8" to 2-3/4", Shims included (Specify in 1/8" increments) | <b>\$60.70</b>  |

**15. Select Options**

|            |                       |                 |
|------------|-----------------------|-----------------|
| <b>BAA</b> | BAA Compliant Product | <b>\$118.00</b> |
|------------|-----------------------|-----------------|

BAA compliant products must have the cover letter On page 311 included with the order. Failure to use this cover letter will result in the customer receiving non-BAA compliant product with no recourse for an RMA or refund. BAA compliant product requires a longer lead time, please contact customer service for details.

**Notes:** 1) Connections other than Wiegand or Clock & Data may incur additional fee. Consult access control software provider for details.  
2) Add PIB300-2D if Wiegand or Clock and Data connection to ACP is required. Sold Separately. See page 128 for details.

Standard accessories available, see pages 126-129.

Standard accessories sold separately include Decorative Plates, Handheld Device, Dry Contact Board (RLBD), etc.

**Pricing/product description subject to change without notice.**



**1-3. Select Chassis**

|                  |                           |                   |
|------------------|---------------------------|-------------------|
| <b>AD-302-MS</b> | Mortise                   | <b>\$2,185.00</b> |
| <b>AD-302-MD</b> | Mortise Deadbolt $\Delta$ | <b>\$2,249.00</b> |



AD-302-MS-70-FMK

**4. Select Function**

**Note:** Locking function capabilities are determined by users access control system

|            |   |                 |
|------------|---|-----------------|
| <b>70*</b> | Classroom/Storeroom (Not available on mortise deadbolt) | <b>STANDARD</b> |
| <b>50*</b> | Office $\Delta$ (Not available on mortise deadbolt)     | <b>\$10.00</b>  |
| <b>40</b>  | Privacy $\Delta$ $\square$                              | <b>\$10.00</b>  |
| <b>60</b>  | Apartment $\Delta$ $\square$                            | <b>\$10.00</b>  |

\* Less Door Position Switch, use suffix LDP. Deduct \$19.50

$\Delta$  Requires RS485 connection to ACP. See page 98 for system diagram. Check with access control software provider to verify function is enabled.

$\square$  Inside Push Button (IPB) only included with Mortise (MS) chassis. Mortise deadbolt (MD) chassis comes with LED indicator only. \$10 charge does not apply to mortise deadbolt (MD) chassis.

**5. Select Reader**

|            |  |                 |
|------------|--|-----------------|
| <b>FMK</b> | FIPS 201-2 Multi-Technology + Keypad   Proximity and Smart Card (PIV & PIV-I Card) | <b>\$487.00</b> |
|------------|--|-----------------|

**Note:** The AD-300 lock can be field upgraded to a FIPS 201-2 compliant solution simply by adding the FMK reader (sold separately) and by using the most current firmware revision.

**Note:** Verify compatibility of PIV & PIV-I credentials with access control software provider.

**6. Select Lever\***

|            |                                   |                       |
|------------|-----------------------------------|-----------------------|
| <b>LLL</b> | Less interior and exterior levers | <b>DEDUCT \$66.80</b> |
| <b>SPA</b> | Sparta                            | <b>N/C</b>            |
| <b>RHO</b> | Rhodes                            | <b>N/C</b>            |
| <b>ATH</b> | Athens                            | <b>N/C</b>            |
| <b>TLR</b> | Tubular                           | <b>N/C</b>            |
| <b>BRW</b> | Broadway                          | <b>N/C</b>            |
| <b>BRK</b> | Boardwalk                         | <b>N/C</b>            |
| <b>LAT</b> | Latitude                          | <b>N/C</b>            |
| <b>LON</b> | Longitude                         | <b>N/C</b>            |

\* Tactile Warning use 8AT for Athens, 8RO for Rhodes, 8SP for Sparta and 8TR for Tubular. \$47.00 per lever. Applied to exterior lever only unless otherwise specified. Not available with 643e finish.

**7. Select Finish**

|              |                            |                 |
|--------------|----------------------------|-----------------|
| <b>626</b>   | Satin Chrome               | <b>N/C</b>      |
| <b>605</b>   | Bright Brass               | <b>\$143.00</b> |
| <b>606</b>   | Satin Brass                | <b>\$143.00</b> |
| <b>612</b>   | Satin Bronze               | <b>\$143.00</b> |
| <b>619</b>   | Satin Nickel               | <b>\$143.00</b> |
| <b>625</b>   | Bright Chrome              | <b>\$143.00</b> |
| <b>643e</b>  | Aged Bronze                | <b>\$143.00</b> |
| <b>626AM</b> | Satin Chrome Antimicrobial | <b>\$184.00</b> |

**8. Select Cylinder Type**

|                              |  |                       |
|------------------------------|--|-----------------------|
| <b>P</b> $\bullet$ $\Delta$  | With Cylinder, Schlage- (Everest 29 S123, 6 Pin KIL standard)                        | <b>N/C</b>            |
| <b>L</b>                     | Less Cylinder, Schlage, Falcon, 6 Pin KIL  | <b>DEDUCT \$65.00</b> |
| <b>R</b> $\bullet$ $\square$ | With Cylinder, Schlage 6-Pin (Everest 29 S123 standard) FSIC                         | <b>\$39.00</b>        |
| <b>J</b>                     | Less Cylinder, Schlage, 6 Pin FSIC   | <b>DEDUCT \$36.00</b> |
| <b>G</b> $\bullet$ $\square$ | With Cylinder, Schlage 7-Pin (Everest 29R standard) (factory master keyed only) SFIC | <b>\$87.00</b>        |
| <b>B</b>                     | Less Cylinder, Schlage, Falcon, Competitive OEM's, 7 Pin (SFIC)                      | <b>N/C</b>            |
| <b>L SAR</b>                 | Less Cylinder, Sargent (10L + 11L), 6 Pin KIL  | <b>N/C</b>            |
| <b>L CO6</b>                 | Less Cylinder, Corbin, 6 Pin KIL (Only RHO, 8RO, SPA, 8SP lever styles)              | <b>N/C</b>            |
| <b>JSAR</b>                  | Less Cylinder, Sargent 6300, 6 Pin FSIC  | <b>N/C</b>            |
| <b>J CO6</b>                 | Less Cylinder, Corbin 8000, 6 Pin FSIC   | <b>N/C</b>            |
| <b>J CO7</b>                 | Less Cylinder, Corbin 8000-7, 7 Pin FSIC, (Only RHO, 8RO, SPA, 8SP, TLR and 8TR)     | <b>N/C</b>            |
| <b>J MED</b>                 | Less Cylinder, Medeco 32*0201, 6 Pin FSIC (Only RHO, 8RO, SPA, 8SP lever styles)     | <b>N/C</b>            |
| <b>J YA6</b>                 | Less Cylinder, Yale 1210 or Medeco 31*0100, 6 Pin FSIC                               | <b>N/C</b>            |
| <b>J YA7</b>                 | Less Cylinder, Yale 1220, 7 Pin FSIC (Only RHO, 8RO, SPA, 8SP lever styles)          | <b>N/C</b>            |
| <b>L FA7</b>                 | Less Cylinder, Falcon, 7 Pin, KIL (Only RHO, 8RO, SPA, 8SP lever styles)             | <b>N/C</b>            |

$\bullet$  Master Keyed cylinders can be specified and will be shipped in lock packaging. For Master Keying System Summary form which should accompany the master keyed order, see page 293.

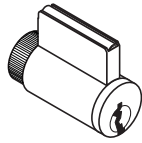
$\Delta$  For Master Keying, additional line item 50-210 is required, \$20.70 each.

$\square$  Control Keys for installation/removal of interchangeable cores are not furnished and must be ordered separate.

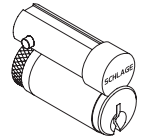
For additional assistance on Master Keying as well as restricted keyways please contact customer service.

Pricing/product description subject to change without notice.

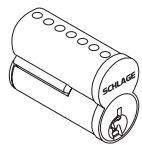
Full Cylinder  
PD LD LDSAR LDA7



Full Size Interchangeable Core  
RD JD JD SAR JD CO6 JD YA6 JD CO7



Small Format Interchangeable Core  
GD BD



**9. Select Keying Type**

| Open Keyway Families: KIL or FSIC <sup>2</sup>         |                                     |                 |
|--|-------------------------------------|-----------------|
| <b>S123</b>  | Everest 29 S (Key in Lever or FSIC) | <b>STANDARD</b> |
| <b>C123</b>  | Everest C                           | <b>N/C</b>      |
| <b>C/CE/E/EF/ F/ FG/ G</b>                             | Classic Obverse                     | <b>N/C</b>      |
| Restricted Keyway Families: KIL or FSIC <sup>1,2</sup> |                                     |                 |
| <b>29 T</b>  | Everest 29 T                        | <b>\$18.00</b>  |
| <b>D</b>   | Everest D                           | <b>\$18.00</b>  |
| <b>Classic Restricted</b>                              | Quad, Numbered, Reverse             | <b>\$18.00</b>  |
| Restricted Keyway Families: SFIC <sup>3</sup>          |                                     |                 |
| <b>29 R</b>  | Everest 29 R                        | <b>N/C</b>      |
| <b>B</b>   | Everest B                           | <b>N/C</b>      |

<sup>1</sup> Everest Restricted Keyways require a Letter of Authorization to be submitted with the order. See sample Letter of Authorization, see page 305.

<sup>2</sup> Full Size key systems (Everest 29 S & T, Everest C & D, Obverse & Quad) are available in Primus and Primus XP key system and must be ordered separately. Lock should be ordered less cylinder and Primus cylinder should be a separate line.

<sup>3</sup> Master Keyed cylinders can be specified and will be shipped in lock packaging. For Master Keying System Summary form which should accompany the master keyed order, see page 293.

**10. Select Handing (Field Reversible)**

|            |                      |            |
|------------|----------------------|------------|
| <b>RH</b>  | Right Handed         | <b>N/C</b> |
| <b>LH</b>  | Left Handed          | <b>N/C</b> |
| <b>RHR</b> | Right Handed Reverse | <b>N/C</b> |
| <b>LHR</b> | Left Handed Reverse  | <b>N/C</b> |

**11. Select Battery**

|                   |                        |                 |
|-------------------|------------------------|-----------------|
| <b>Cover Only</b> | No batteries or holder | <b>STANDARD</b> |
|-------------------|------------------------|-----------------|

**12. Select Mortise Lock Armor Front**

|               |  |                       |
|---------------|--|-----------------------|
| <b>LLL</b>    | Less Armor Front   | <b>DEDUCT \$17.30</b> |
| <b>09-663</b> | 1-1/4" Wide Square Corner, Latch for MS                      | <b>STANDARD</b>       |
| <b>09-669</b> | 1-1/16" Wide Square Corner, Latch, options for MS            | <b>N/C</b>            |
| <b>09-666</b> | 1-1/4" Wide Square Corner, Latch x Deadbolt for MD           | <b>STANDARD</b>       |
| <b>09-672</b> | 1-1/16" Wide Square Corner, Latch x Deadbolt, Options for MD | <b>N/C</b>            |

**13. Select Strike Plate**

|                 |  |                       |
|-----------------|--|-----------------------|
| <b>LLL</b>      | Less Strike  | <b>DEDUCT \$13.60</b> |
| <b>10-072</b>   | 1-1/4" x 4-7/8" Square Corner + box; 1-3/16" lip length                      | <b>STANDARD</b>       |
| <b>10-072xx</b> | 1-1/4" x 4-7/8" Square Corner + box; specify lip length (xx) as 1" or 1-1/2" | <b>N/C</b>            |
| <b>10-072xx</b> | 1-1/4" x 4-7/8" Square Corner + box; specify lip length (xx) as 1-3/4"       | <b>\$32.20</b>        |
| <b>10-075 ●</b> | 1/2" Rabbeted  | <b>\$111.00</b>       |
| <b>37-015</b>   | Strike Frame Reinforcer, specify 37-015                                      | <b>N/C</b>            |

● For 1-3/4" thick doors, use wide armor front. For over 1-3/4" thick door extended equally (EE) use 1-1/4" wide armor front.

△ Extended leadtime, consult customer service.

**14. Select Door Thickness**

|                    |   |                 |
|--------------------|---|-----------------|
| <b>134</b>         | 1-3/4"  | <b>STANDARD</b> |
| <b>Example 138</b> | 1-3/8" to 2-3/4", Shims included (Specify in 1/8" increments) | <b>\$60.700</b> |

**15. Select Options**

|            |                       |                 |
|------------|-----------------------|-----------------|
| <b>BAA</b> | BAA Compliant Product | <b>\$118.00</b> |
|------------|-----------------------|-----------------|

BAA compliant products must have the cover letter On page 311 included with the order. Failure to use this cover letter will result in the customer receiving non-BAA compliant product with no recourse for an RMA or refund. BAA compliant product requires a longer lead time, please contact customer service for details.

**Notes:** 1) Connections other than Wiegand or Clock & Data may incur additional fee. Consult access control software provider for details.  
2) Add PIB300-2D if Wiegand or Clock and Data connection to ACP is required. Sold Separately. See page 128 for details.

Standard accessories available, see pages 126-129.

Standard accessories sold separately include Decorative Plates, Handheld Device, Dry Contact Board (RLBD), etc.

Pricing/product description subject to change without notice.

1-3. Select Chassis/Exit Trim Type\*

|                    |  |                   |
|--------------------|--|-------------------|
| <b>AD-302-993R</b> | Exit Rim/ <sup>1</sup> Concealed Vertical Rod/ <sup>1</sup> Concealed Vertical Cable | <b>\$2,237.00</b> |
| <b>AD-302-993S</b> | Exit Surface Vertical Rod  | <b>\$2,262.00</b> |
| <b>AD-302-993M</b> | Exit Mortise Lock  | <b>\$2,262.00</b> |

\* See page 87 for exit device compatibility. <sup>1</sup> Metal door only.



AD-302-993R-70-FMK

4. Select Function Note: Locking function capabilities are determined by users access control system

|            |                     |                 |
|------------|---------------------|-----------------|
| <b>70*</b> | Classroom/Storeroom | <b>STANDARD</b> |
| <b>50*</b> | Office △            | <b>\$10.00</b>  |
| <b>40</b>  | Privacy △           | <b>\$10.00</b>  |
| <b>60</b>  | Apartment △         | <b>\$10.00</b>  |

\* Less Door Position Switch, use suffix LDP. Deduct \$20.10

△ Requires RS485 connection to ACP. See page 98 for system diagram. Ensure function is enabled through access control software provider.

5. Select Reader

|            |  |                 |
|------------|--|-----------------|
| <b>FMK</b> | FIPS 201-2 Multi-Technology + Keypad   Proximity and Smart Card (PIV & PIV-I Card) | <b>\$487.00</b> |
|------------|--|-----------------|

Note: The AD-300 lock can be field upgraded to a FIPS 201-2 compliant solution simply by adding the FMK reader (sold separately) and by using the most current firmware revision.

Note: Verify compatibility of PIV & PIV-I credentials with access control software provider.

6. Select Lever\*

|            |                                   |                       |
|------------|-----------------------------------|-----------------------|
| <b>LLL</b> | Less interior and exterior levers | <b>DEDUCT \$23.90</b> |
| <b>SPA</b> | Sparta                            | <b>N/C</b>            |
| <b>RHO</b> | Rhodes                            | <b>N/C</b>            |
| <b>ATH</b> | Athens                            | <b>N/C</b>            |
| <b>TLR</b> | Tubular                           | <b>N/C</b>            |
| <b>BRW</b> | Broadway                          | <b>N/C</b>            |
| <b>BRK</b> | Boardwalk                         | <b>N/C</b>            |
| <b>LAT</b> | Latitude                          | <b>N/C</b>            |
| <b>LON</b> | Longitude                         | <b>N/C</b>            |

\* Tactile Warning use 8AT for Athens, 8RO for Rhodes, 8SP for Sparta and 8TR for Tubular. \$45.60 per lever. Applied to exterior lever only unless otherwise specified. Not available with 643e finish.

7. Select Finish

|              |                            |                 |
|--------------|----------------------------|-----------------|
| <b>626</b>   | Satin Chrome               | <b>N/C</b>      |
| <b>605</b>   | Bright Brass               | <b>\$143.00</b> |
| <b>606</b>   | Satin Brass                | <b>\$143.00</b> |
| <b>612</b>   | Satin Bronze               | <b>\$143.00</b> |
| <b>619</b>   | Satin Nickel               | <b>\$143.00</b> |
| <b>625</b>   | Bright Chrome              | <b>\$143.00</b> |
| <b>643e</b>  | Aged Bronze                | <b>\$143.00</b> |
| <b>626AM</b> | Satin Chrome Antimicrobial | <b>\$184.00</b> |

8. Select Cylinder Type

|              |  |                       |
|--------------|--|-----------------------|
| <b>P</b> ●△  | With Cylinder, Schlage- (Everest 29 S123, 6 Pin KIL standard)                        | <b>N/C</b>            |
| <b>L</b>     | Less Cylinder, Schlage, Falcon, 6 Pin KIL  | <b>DEDUCT \$65.00</b> |
| <b>R</b> ●□  | With Cylinder, Schlage 6-Pin (Everest 29 S123 standard) FSIC                         | <b>\$39.00</b>        |
| <b>J</b>     | Less Cylinder, Schlage, 6 Pin FSIC   | <b>DEDUCT \$36.00</b> |
| <b>G</b> ●□  | With Cylinder, Schlage 7-Pin (Everest 29R standard) (factory master keyed only) SFIC | <b>\$87.00</b>        |
| <b>B</b>     | Less Cylinder, Schlage, Falcon, Competitive OEM's, 7 Pin (SFIC)                      | <b>N/C</b>            |
| <b>L SAR</b> | Less Cylinder, Sargent (10L + 11L), 6 Pin KIL  | <b>N/C</b>            |
| <b>LC06</b>  | Less Cylinder, Corbin, 6 Pin KIL (Only RHO, 8RO, SPA, BSP lever styles)              | <b>N/C</b>            |
| <b>J SAR</b> | Less Cylinder, Sargent 6300, 6 Pin FSIC  | <b>N/C</b>            |
| <b>JC06</b>  | Less Cylinder, Corbin 8000, 6 Pin FSIC   | <b>N/C</b>            |
| <b>JC07</b>  | Less Cylinder, Corbin 8000-7, 7 Pin FSIC, (Only RHO, 8RO, SPA, 8SP, TLR and 8TR)     | <b>N/C</b>            |
| <b>JMED</b>  | Less Cylinder, Medeco 32*0201, 6 Pin FSIC (Only RHO, 8RO, SPA, 8SP lever styles)     | <b>N/C</b>            |
| <b>JYA6</b>  | Less Cylinder, Yale 1210 or Medeco 31*0100, 6 Pin FSIC                               | <b>N/C</b>            |
| <b>JYA7</b>  | Less Cylinder, Yale 1220, 7 Pin FSIC (Only RHO, 8RO, SPA, 8SP lever styles)          | <b>N/C</b>            |
| <b>LFA7</b>  | Less Cylinder, Falcon, 7 Pin, KIL (Only RHO, 8RO, SPA, 8SP lever styles)             | <b>N/C</b>            |

● Master Keyed cylinders can be specified and will be shipped in lock packaging. For Master Keying System Summary form which should accompany the master keyed order, see page 293.

△ For Master Keying, additional line item 50-210 is required, \$20.70 each.

□ Control Keys for installation/removal of interchangeable cores are not furnished and must be ordered separate.

For additional assistance on Master Keying as well as restricted keyways please contact customer service.

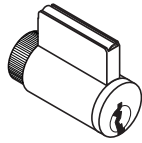
Pricing/product description subject to change without notice.

AD-SERIES

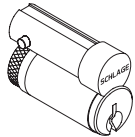
Networked

Standalone

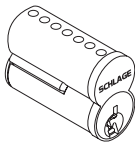
Full Cylinder  
PD LD LDSAR LDA7



Full Size Interchangeable Core  
RD JD JD SAR JD CO6 JD YA6 JD CO7



Small Format Interchangeable Core  
GD BD



**9. Select Keying Type**

| Open Keyway Families: KIL or FSIC <sup>2</sup>         |                                     |                 |
|--|-------------------------------------|-----------------|
| <b>S123</b>  | Everest 29 S (Key in Lever or FSIC) | <b>STANDARD</b> |
| <b>C123</b>  | Everest C                           | <b>N/C</b>      |
| <b>C/CE/E/EF/ F/ FG/ G</b>                             | Classic Obverse                     | <b>N/C</b>      |
| Restricted Keyway Families: KIL or FSIC <sup>1,2</sup> |                                     |                 |
| <b>29 T</b>  | Everest 29 T                        | <b>\$18.00</b>  |
| <b>D</b>   | Everest D                           | <b>\$18.00</b>  |
| <b>Classic Restricted</b>                              | Quad, Numbered, Reverse             | <b>\$18.00</b>  |
| Restricted Keyway Families: SFIC <sup>3</sup>          |                                     |                 |
| <b>29 R</b>  | Everest 29 R                        | <b>N/C</b>      |
| <b>B</b>   | Everest B                           | <b>N/C</b>      |

<sup>1</sup> Everest Restricted Keyways require a Letter of Authorization to be submitted with the order. See sample Letter of Authorization, see page 305.  
<sup>2</sup> Full Size key systems (Everest 29 S & T, Everest C & D, Obverse & Quad) are available in Primus and Primus XP key system and must be ordered separately. Lock should be ordered less cylinder and Primus cylinder should be a separate line.  
<sup>3</sup> Master Keyed cylinders can be specified and will be shipped in lock packaging. For Master Keying System Summary form which should accompany the master keyed order, see page 293.

**10. Select Handing (Field Reversible)**

|            |                      |            |
|------------|----------------------|------------|
| <b>RHR</b> | Right Handed Reverse | <b>N/C</b> |
| <b>LHR</b> | Left Handed Reverse  | <b>N/C</b> |

**11. Select Battery**

|                   |                        |                 |
|-------------------|------------------------|-----------------|
| <b>Cover Only</b> | No batteries or holder | <b>STANDARD</b> |
|-------------------|------------------------|-----------------|

**12. -13. No Selection Required**

**14. Select Door Thickness**

|                    |  |                 |
|--------------------|--|-----------------|
| <b>134</b>         | 1-3/4"   | <b>STANDARD</b> |
| <b>Example 200</b> | 1-3/4" to 2-3/4", (Specify in 1/8" increments) | <b>\$58.90</b>  |

**15. Select Options**

|            |  |                       |
|------------|--|-----------------------|
| <b>LRX</b> | Less Von Duprin low current Request-To-Exit switch | <b>DEDUCT \$53.60</b> |
| <b>BAA</b> | BAA Compliant Product                              | <b>\$118.00</b>       |

BAA compliant products must have the cover letter On page 311 included with the order. Failure to use this cover letter will result in the customer receiving non-BAA compliant product with no recourse for an RMA or refund. BAA compliant product requires a longer lead time, please contact customer service for details.

AD-302 Exit Trim comes with a universal mounting plate and is compatible with Von Duprin Series 98/99, 98/99XP, 22/22F exit devices and Falcon 25 rim exit devices . RX-LC switch is included unless lock is ordered as LRX, Less Request to Exit switch. Please specify if Von Duprin or Falcon RX-LC switch is required. Concealed Vertical Rod and Concealed Vertical Cable trim on metal door only. **When Request-to-exit is required, the Von Duprin RX-LC switch (part #050281) or Falcon AE switch (part #650359) must be used or the Warranty is void.**

**Notes:** 1) Connections other than Wiegand or Clock & Data may incur additional fee. Consult access control software provider for details.  
 2) Add PIB300-2D if Wiegand or Clock and Data connection to ACP is required. Sold Separately. See page 128 for details.

Standard accessories available, see pages 126-129.  
 Standard accessories sold separately include Decorative Plates, Handheld Device, Dry Contact Board (RLBD), etc.

# AD-400 Networked Wireless - Cylindrical



## 1-4. Select Chassis/Function *Note: Locking function capabilities are determined by users access control system*

|                      |                     |                   |
|----------------------|---------------------|-------------------|
| <b>AD-400-CY-70*</b> | Classroom/Storeroom | <b>\$2,119.00</b> |
| <b>AD-400-CY-50*</b> | Office              | <b>\$2,129.00</b> |
| <b>AD-400-CY-40</b>  | Privacy△            | <b>\$2,129.00</b> |
| <b>AD-400-CY-60</b>  | Apartment△          | <b>\$2,129.00</b> |

\* Less Door Position Switch, use suffix LDP. Deduct \$20.10

△ Requires RS485 connection to ACP. See page 97 for system diagram. Check with access control software provider to verify function is enabled.



AD-400-CY-70-MG



KP



MGK



MS



MSK



MT/SI



MTK/SIK/FMK

## 5. Select Reader *Note: Reflects list price adder to base keypad reader price of \$553.00.*

|            |   |                        |
|------------|---|------------------------|
| <b>LLL</b> | Less Reader (For reader module accessories sold separately, See page 166) | <b>DEDUCT \$553.00</b> |
| <b>KP</b>  | Keypad  | <b>STANDARD</b>        |
| <b>MS</b>  | Magnetic Stripe (Swipe)   | <b>\$103.00</b>        |
| <b>MSK</b> | Magnetic Stripe (Swipe) + Keypad  | <b>\$171.00</b>        |
| <b>MG</b>  | Magnetic Stripe (Insert)  | <b>\$119.00</b>        |
| <b>MGK</b> | Magnetic Stripe (Insert) + Keypad   | <b>\$190.00</b>        |
| <b>MT</b>  | Multi-Technology   Proximity and Smart Card                               | <b>\$205.00</b>        |
| <b>MTK</b> | Multi-Technology + Keypad   Proximity and Smart Card                      | <b>\$272.00</b>        |
| <b>SI</b>  | Smart Technology iClass Compatible Reader                                 | <b>\$358.00</b>        |
| <b>SIK</b> | Smart Technology iClass Compatible Reader + Keypad                        | <b>\$422.00</b>        |

FIPS 201-2 Compliant when applied with the FIPS Multi-Technology plus keypad reader module (FMK) and by utilizing the most current firmware available. See page 166 for the FMK reader module.

## 6. Select Lever\*

|                 |   |                       |
|-----------------|---|-----------------------|
| <b>LLL</b>      | Less each lever   | <b>DEDUCT \$23.70</b> |
| <b>Standard</b> | SPA (Sparta), RHO (Rhodes), ATH (Athens), TLR (Tubular), BRW, (Broadway), | <b>N/C</b>            |
| <b>Options</b>  | BRK (Boardwalk), LAT (Latitude), LON (Longitude)                          |                       |

\* Tactile Warning use BAT for Athens, 8RO for Rhodes, 8SP for Sparta and 8TR for Tubular. \$45.60 per lever. Applied to exterior lever only unless otherwise specified. Not available with 643e finish.

## 7. Select Finish

|              |                            |                 |
|--------------|----------------------------|-----------------|
| <b>626</b>   | Satin Chrome               | <b>N/C</b>      |
| <b>605</b>   | Bright Brass               | <b>\$143.00</b> |
| <b>606</b>   | Satin Brass                | <b>\$143.00</b> |
| <b>612</b>   | Satin Bronze               | <b>\$143.00</b> |
| <b>619</b>   | Satin Nickel               | <b>\$143.00</b> |
| <b>625</b>   | Bright Chrome              | <b>\$143.00</b> |
| <b>643e</b>  | Aged Bronze                | <b>\$143.00</b> |
| <b>626AM</b> | Satin Chrome Antimicrobial | <b>\$184.00</b> |

## 8. Select Cylinder Type

|              |  |                       |
|--------------|--|-----------------------|
| <b>P ● △</b> | With Cylinder, Schlage- (Everest 29 S123, 6 Pin KIL standard)                        | <b>N/C</b>            |
| <b>L</b>     | Less Cylinder, Schlage, Falcon, 6 Pin KIL  | <b>DEDUCT \$65.00</b> |
| <b>R ● □</b> | With Cylinder, Schlage 6-Pin (Everest 29 S123 standard) FSIC                         | <b>\$39.00</b>        |
| <b>J</b>     | Less Cylinder, Schlage, 6 Pin FSIC   | <b>DEDUCT \$36.00</b> |
| <b>G ● □</b> | With Cylinder, Schlage 7-Pin (Everest 29R standard) (factory master keyed only) SFIC | <b>\$87.00</b>        |
| <b>B</b>     | Less Cylinder, Schlage, Falcon, Competitive OEM's, 7 Pin (SFIC)                      | <b>N/C</b>            |
| <b>L SAR</b> | Less Cylinder, Sargent (10L + 11L), 6 Pin KIL  | <b>N/C</b>            |
| <b>L CO6</b> | Less Cylinder, Corbin, 6 Pin KIL (Only RHO, 8RO, SPA, 8SP lever styles)              | <b>N/C</b>            |
| <b>J SAR</b> | Less Cylinder, Sargent 6300, 6 Pin FSIC  | <b>N/C</b>            |
| <b>J CO6</b> | Less Cylinder, Corbin 8000, 6 Pin FSIC   | <b>N/C</b>            |
| <b>J CO7</b> | Less Cylinder, Corbin 8000-7, 7 Pin FSIC, (Only RHO, 8RO, SPA, 8SP, TLR and 8TR)     | <b>N/C</b>            |
| <b>J MED</b> | Less Cylinder, Medeco 32*0201, 6 Pin FSIC (Only RHO, 8RO, SPA, 8SP lever styles)     | <b>N/C</b>            |
| <b>J YA6</b> | Less Cylinder, Yale 1210 or Medeco 31*0100, 6 Pin FSIC                               | <b>N/C</b>            |
| <b>J YA7</b> | Less Cylinder, Yale 1220, 7 Pin FSIC (Only RHO, 8RO, SPA, 8SP lever styles)          | <b>N/C</b>            |
| <b>L FA7</b> | Less Cylinder, Falcon, 7 Pin, KIL (Only RHO, 8RO, SPA, 8SP lever styles)             | <b>N/C</b>            |

● Master Keyed cylinders can be specified and will be shipped in lock packaging. For Master Keying System Summary form which should accompany the master keyed order, see page 293.

△ For Master Keying, additional line item 50-210 is required, \$20.70 each.

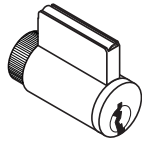
□ Control Keys for installation/removal of interchangeable cores are not furnished and must be ordered separate.

For additional assistance on Master Keying as well as restricted keyways please contact customer service.

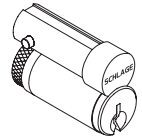
Pricing/product description subject to change without notice.



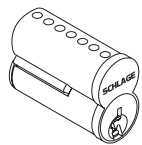
Full Cylinder  
PD LD LDSAR LDA7



Full Size Interchangeable Core  
RD JD JD SAR JD CO6 JD YA6 JD CO7



Small Format Interchangeable Core  
GD BD



**9. Select Keying Type**

| Open Keyway Families: KIL or FSIC <sup>2</sup>         |                                     |                 |
|--|-------------------------------------|-----------------|
| <b>S123</b>  | Everest 29 S (Key in Lever or FSIC) | <b>STANDARD</b> |
| <b>C123</b>  | Everest C                           | <b>N/C</b>      |
| <b>C/CE/E/EF/F/FG/G</b>                                | Classic Obverse                     | <b>N/C</b>      |
| Restricted Keyway Families: KIL or FSIC <sup>1,2</sup> |                                     |                 |
| <b>29 T</b>  | Everest 29 T                        | <b>\$18.00</b>  |
| <b>D</b>   | Everest D                           | <b>\$18.00</b>  |
| <b>Classic Restricted</b>                              | Quad, Numbered, Reverse             | <b>\$18.00</b>  |
| Restricted Keyway Families: SFIC <sup>3</sup>          |                                     |                 |
| <b>29 R</b>  | Everest 29 R                        | <b>N/C</b>      |
| <b>B</b>   | Everest B                           | <b>N/C</b>      |

<sup>1</sup> Everest Restricted Keyways require a Letter of Authorization to be submitted with the order. See sample Letter of Authorization, see page 305.

<sup>2</sup> Full Size key systems (Everest 29 S & T, Everest C & D, Obverse & Quad) are available in Primus and Primus XP key system and must be ordered separately. Lock should be ordered less cylinder and Primus cylinder should be a separate line.

<sup>3</sup> Master Keyed cylinders can be specified and will be shipped in lock packaging. For Master Keying System Summary form which should accompany the master keyed order, see page 293.

**10. Select Handing (Field Reversible)**

|            |                      |            |
|------------|----------------------|------------|
| <b>RH</b>  | Right Handed         | <b>N/C</b> |
| <b>LH</b>  | Left Handed          | <b>N/C</b> |
| <b>RHR</b> | Right Handed Reverse | <b>N/C</b> |
| <b>LHR</b> | Left Handed Reverse  | <b>N/C</b> |

**11. Select Battery**

|            |   |                       |
|------------|---|-----------------------|
| <b>LLL</b> | Less Battery Holder, Batteries, and Cover | <b>DEDUCT \$26.70</b> |
| <b>4B</b>  | 4AA Battery Kit                           | <b>STANDARD</b>       |
| <b>8B</b>  | 8AA Battery Kit                           | <b>\$40.20</b>        |

**12. Select Backset & Latchbolt**

|                |   |                       |
|----------------|---|-----------------------|
| <b>LLL</b>     | Less Latch  | <b>DEDUCT \$35.20</b> |
| <b>13-247</b>  | 2-3/4" Backset, Deadlatch, Square corner, 1-1/8" x 2-1/4"   | <b>STANDARD</b>       |
| <b>14-049</b>  | 2-3/4" Backset, Deadlatch Anti-friction fire door latch, Square corner, 1-1/8" x 2-1/4", 3/4" throw | <b>\$186.00</b>       |
| <b>14-051</b>  | 2-3/8" Backset, Deadlatch Square corner, 1-1/8" x 2-1/4"  | <b>N/C</b>            |
| <b>14-050</b>  | 3-3/4" Backset, Deadlatch Square corner, 1-1/8" x 2-1/4"  | <b>\$11.00</b>        |
| <b>43-001</b>  | 5" Backset extension link, Deadlatch  | <b>\$34.10</b>        |
| <b>39-030*</b> | Rabbeted latch and strike kit, 605 and 626 only   | <b>\$59.80</b>        |

\* Adapts square corner latch and 2-3/4" square corner strike to 1/2" rabbeted door and frame.

**13. Select Strike Plate**

|                 |  |                      |
|-----------------|--|----------------------|
| <b>LLL</b>      | Less Strike Plate  | <b>DEDUCT \$4.60</b> |
| <b>10-025</b>   | 1-3/16" Lip, ANSI, no box, 1-1/4" x 4-7/8"                     | <b>STANDARD</b>      |
| <b>10-013*</b>  | 1-1/8" Lip, Square Corner, T-strike, box, 1-1/8" - 2-3/4"      | <b>N/C</b>           |
| <b>10-016</b>   | 1-1/8" Lip, Square Corner, T-strike, deep box, fire door latch | <b>N/C</b>           |
| <b>K510-066</b> | Box for ANSI strike (Must be specific)                         | <b>N/C</b>           |

\* 1-1/2" Lip available, must specify 1-1/2" Lip \$8.00

**14. Select Door Thickness**

|                    |   |                 |
|--------------------|---|-----------------|
| <b>134</b>         | 1-3/4"  | <b>STANDARD</b> |
| <b>Example 138</b> | 1-3/8" to 2-3/4", Shims included (Specify in 1/8" increments) | <b>\$60.70</b>  |

**15. Select Options**

|            |                       |                 |
|------------|-----------------------|-----------------|
| <b>BAA</b> | BAA Compliant Product | <b>\$118.00</b> |
|------------|-----------------------|-----------------|

BAA compliant products must have the cover letter On page 311 included with the order. Failure to use this cover letter will result in the customer receiving non-BAA compliant product with no recourse for an RMA or refund. BAA compliant product requires a longer lead time, please contact customer service for details.

- Notes:** 1) Connections other than Wiegand or Clock & Data may incur additional fee. Consult access control software provider for details.  
 2) PIM400 required for connection to ACP; sold separately.  
 a) PIM400-TD2 required for Wiegand or Clock and Data connection, See page 128.  
 b) If RS485 connection to other ACP is required, contact software provider.

Accessories available, see pages 126-129. Accessories include Panel Interface Module (PIM400) Decorative Plates, Handheld Device, etc. Credentials available, see pages 26-31.

Pricing/product description subject to change without notice.

# AD-400 Networked Wireless - Mortise/Mortise Deadbolt



## 1-3. Select Chassis

|                  |                           |                   |
|------------------|---------------------------|-------------------|
| <b>AD-400-MS</b> | Mortise                   | <b>\$2,330.00</b> |
| <b>AD-400-MD</b> | Mortise Deadbolt $\Delta$ | <b>\$2,367.00</b> |



AD-400-MS-70-MGK



KP



MG



MS



MSK



MT/SI



MTK/SIK/FMK

## 4. Select Function **Note:** Locking function capabilities are determined by users access control system

|            |   |                 |
|------------|---|-----------------|
| <b>70*</b> | Classroom/Storeroom (Not available on mortise deadbolt) | <b>STANDARD</b> |
| <b>50*</b> | Office $\Delta$ (Not available on mortise deadbolt)     | <b>\$10.00</b>  |
| <b>40</b>  | Privacy $\Delta$ $\blacksquare$                         | <b>\$10.00</b>  |
| <b>60</b>  | Apartment $\Delta$ $\blacksquare$                       | <b>\$10.00</b>  |

\* Less Door Position Switch, use suffix LDP. Deduct \$20.10

$\Delta$  Requires RS485 connection to ACP. See page 97 for system diagram. Check with access control software provider to verify function is enabled.

$\blacksquare$  Inside Push Button (IPB) only included with Mortise (MS) chassis. Mortise deadbolt (MD) chassis comes with LED indicator only. \$10 charge does not apply to mortise deadbolt (MD) chassis.

## 5. Select Reader **Note:** Reflects list price adder to base keypad reader price of \$553.00.

|            |   |                        |
|------------|---|------------------------|
| <b>LLL</b> | Less Reader (For reader module accessories sold separately, See page 166) | <b>DEDUCT \$553.00</b> |
| <b>KP</b>  | Keypad  | <b>STANDARD</b>        |
| <b>MS</b>  | Magnetic Stripe (Swipe)   | <b>\$103.00</b>        |
| <b>MSK</b> | Magnetic Stripe (Swipe) + Keypad  | <b>\$171.00</b>        |
| <b>MG</b>  | Magnetic Stripe (Insert)  | <b>\$119.00</b>        |
| <b>MGK</b> | Magnetic Stripe (Insert) + Keypad   | <b>\$190.00</b>        |
| <b>MT</b>  | Multi-Technology   Proximity and Smart Card                               | <b>\$205.00</b>        |
| <b>MTK</b> | Multi-Technology + Keypad   Proximity and Smart Card                      | <b>\$272.00</b>        |
| <b>SI</b>  | Smart Technology iClass Compatible Reader                                 | <b>\$358.00</b>        |
| <b>SIK</b> | Smart Technology iClass Compatible Reader + Keypad                        | <b>\$422.00</b>        |

FIPS 201-2 Compliant when applied with the FIPS Multi-Technology plus keypad reader module (FMK) and by utilizing the most current firmware available. See page 166 for the FMK reader module.

## 6. Select Lever\*

|                 |   |                       |
|-----------------|---|-----------------------|
| <b>LLL</b>      | Less interior and exterior levers   | <b>DEDUCT \$66.80</b> |
| <b>Standard</b> | SPA (Sparta), RHO (Rhodes), ATH (Athens), TLR (Tubular), BRW, (Broadway), | <b>N/C</b>            |
| <b>Options</b>  | BRK (Boardwalk), LAT (Latitude), LON (Longitude)                          |                       |

\* Tactile Warning use BAT for Athens, BRO for Rhodes, BSP for Sparta and BTR for Tubular. \$45.60 per lever. Applied to exterior lever only unless otherwise specified. Not available with 643e finish.

## 7. Select Finish

|              |                            |                 |
|--------------|----------------------------|-----------------|
| <b>626</b>   | Satin Chrome               | <b>N/C</b>      |
| <b>605</b>   | Bright Brass               | <b>\$143.00</b> |
| <b>606</b>   | Satin Brass                | <b>\$143.00</b> |
| <b>612</b>   | Satin Bronze               | <b>\$143.00</b> |
| <b>619</b>   | Satin Nickel               | <b>\$143.00</b> |
| <b>625</b>   | Bright Chrome              | <b>\$143.00</b> |
| <b>643e</b>  | Aged Bronze                | <b>\$143.00</b> |
| <b>626AM</b> | Satin Chrome Antimicrobial | <b>\$184.00</b> |

## 8. Select Cylinder Type

|                              |  |                       |
|------------------------------|--|-----------------------|
| <b>P</b> $\bullet$ $\Delta$  | With Cylinder, Schlage- (Everest 29 S123, 6 Pin KIL standard)                        | <b>N/C</b>            |
| <b>L</b>                     | Less Cylinder, Schlage, Falcon, 6 Pin KIL  | <b>DEDUCT \$65.00</b> |
| <b>R</b> $\bullet$ $\square$ | With Cylinder, Schlage 6-Pin (Everest 29 S123 standard) FSIC                         | <b>\$39.00</b>        |
| <b>J</b>                     | Less Cylinder, Schlage, 6 Pin FSIC   | <b>DEDUCT \$36.00</b> |
| <b>G</b> $\bullet$ $\square$ | With Cylinder, Schlage 7-Pin (Everest 29R standard) (factory master keyed only) SFIC | <b>\$87.00</b>        |
| <b>B</b>                     | Less Cylinder, Schlage, Falcon, Competitive OEM's, 7 Pin (SFIC)                      | <b>N/C</b>            |
| <b>L SAR</b>                 | Less Cylinder, Sargent (10L + 11L), 6 Pin KIL  | <b>N/C</b>            |
| <b>LC06</b>                  | Less Cylinder, Corbin, 6 Pin KIL (Only RHO, BRO, SPA, BSP lever styles)              | <b>N/C</b>            |
| <b>JSAR</b>                  | Less Cylinder, Sargent 6300, 6 Pin FSIC  | <b>N/C</b>            |
| <b>JC06</b>                  | Less Cylinder, Corbin 8000, 6 Pin FSIC   | <b>N/C</b>            |
| <b>JC07</b>                  | Less Cylinder, Corbin 8000-7, 7 Pin FSIC, (Only RHO, BRO, SPA, BSP, TLR and BTR)     | <b>N/C</b>            |
| <b>JMED</b>                  | Less Cylinder, Medeco 32*0201, 6 Pin FSIC (Only RHO, BRO, SPA, BSP lever styles)     | <b>N/C</b>            |
| <b>JYA6</b>                  | Less Cylinder, Yale 1210 or Medeco 31*0100, 6 Pin FSIC                               | <b>N/C</b>            |
| <b>JYA7</b>                  | Less Cylinder, Yale 1220, 7 Pin FSIC (Only RHO, BRO, SPA, BSP lever styles)          | <b>N/C</b>            |
| <b>LFA7</b>                  | Less Cylinder, Falcon, 7 Pin, KIL (Only RHO, BRO, SPA, BSP lever styles)             | <b>N/C</b>            |

$\bullet$  Master Keyed cylinders can be specified and will be shipped in lock packaging. For Master Keying System Summary form which should accompany the master keyed order, see page 293.

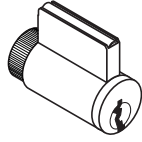
$\Delta$  For Master Keying, additional line item 50-210 is required, \$20.70 each.

$\square$  Control Keys for installation/removal of interchangeable cores are not furnished and must be ordered separate.

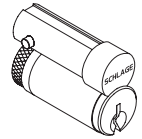
For additional assistance on Master Keying as well as restricted keyways please contact customer service.

Pricing/product description subject to change without notice.

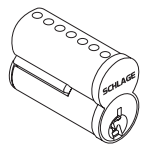
Full Cylinder  
PD LD LDSAR LDFA7



Full Size Interchangeable Core  
RD JD JD SAR JD CO6 JD YA6 JD CO7



Small Format Interchangeable Core  
GD BD



**9. Select Keying Type**

| Open Keyway Families: KIL or FSIC <sup>2</sup>         |                                     |                 |
|--|-------------------------------------|-----------------|
| <b>S123</b>  | Everest 29 S (Key in Lever or FSIC) | <b>STANDARD</b> |
| <b>C123</b>  | Everest C                           | <b>N/C</b>      |
| <b>C/CE/E/EF/ F/ FG/ G</b>                             | Classic Obverse                     | <b>N/C</b>      |
| Restricted Keyway Families: KIL or FSIC <sup>1,2</sup> |                                     |                 |
| <b>29 T</b>  | Everest 29 T                        | <b>\$18.00</b>  |
| <b>D</b>   | Everest D                           | <b>\$18.00</b>  |
| <b>Classic Restricted</b>                              | Quad, Numbered, Reverse             | <b>\$18.00</b>  |
| Restricted Keyway Families: SFIC <sup>3</sup>          |                                     |                 |
| <b>29 R</b>  | Everest 29 R                        | <b>N/C</b>      |
| <b>B</b>   | Everest B                           | <b>N/C</b>      |

<sup>1</sup> Everest Restricted Keyways require a Letter of Authorization to be submitted with the order. See sample Letter of Authorization, see page 305.

<sup>2</sup> Full Size key systems (Everest 29 S & T, Everest C & D, Obverse & Quad) are available in Primus and Primus XP key system and must be ordered separately. Lock should be ordered less cylinder and Primus cylinder should be a separate line.

<sup>3</sup> Master Keyed cylinders can be specified and will be shipped in lock packaging. For Master Keying System Summary form which should accompany the master keyed order, see page 293.

**10. Select Handing (Field Reversible)**

|            |                      |            |
|------------|----------------------|------------|
| <b>RH</b>  | Right Handed         | <b>N/C</b> |
| <b>LH</b>  | Left Handed          | <b>N/C</b> |
| <b>RHR</b> | Right Handed Reverse | <b>N/C</b> |
| <b>LHR</b> | Left Handed Reverse  | <b>N/C</b> |

**11. Select Battery**

|            |   |                       |
|------------|---|-----------------------|
| <b>LLL</b> | Less Battery Holder, Batteries, and Cover | <b>DEDUCT \$26.70</b> |
| <b>4B</b>  | 4AA Battery Kit                           | <b>STANDARD</b>       |
| <b>8B</b>  | 8AA Battery Kit                           | <b>\$40.20</b>        |

**12. Select Mortise Lock Armor Front**

|               |  |                       |
|---------------|--|-----------------------|
| <b>LLL</b>    | Less Armor Front   | <b>DEDUCT \$17.30</b> |
| <b>09-663</b> | 1-1/4" Wide Square Corner, Latch for MS                      | <b>STANDARD</b>       |
| <b>09-669</b> | 1-1/16" Wide Square Corner, Latch, options for MS            | <b>N/C</b>            |
| <b>09-666</b> | 1-1/4" Wide Square Corner, Latch x Deadbolt for MD           | <b>STANDARD</b>       |
| <b>09-672</b> | 1-1/16" Wide Square Corner, Latch x Deadbolt, Options for MD | <b>N/C</b>            |

**13. Select Strike Plate**

|                 |  |                       |
|-----------------|--|-----------------------|
| <b>LLL</b>      | Less Strike  | <b>DEDUCT \$13.60</b> |
| <b>10-072</b>   | 1-1/4" x 4-7/8" Square Corner + box; 1-3/16" lip length                      | <b>STANDARD</b>       |
| <b>10-072xx</b> | 1-1/4" x 4-7/8" Square Corner + box; specify lip length (xx) as 1" or 1-1/2" | <b>N/C</b>            |
| <b>10-072xx</b> | 1-1/4" x 4-7/8" Square Corner + box; specify lip length (xx) as 1-3/4"       | <b>\$32.20</b>        |
| <b>10-075 ●</b> | 1/2" Rabbeted  | <b>\$111.00</b>       |
| <b>37-015</b>   | Strike Frame Reinforcer, specify 37-015                                      | <b>N/C</b>            |

● For 1-3/4" thick doors, use wide armor front. For over 1-3/4" thick door extended equally (EE) use 1-1/4" wide armor front.  
△ Extended leadtime, consult customer service.

**14. Select Door Thickness**

|                    |   |                 |
|--------------------|---|-----------------|
| <b>134</b>         | 1-3/4"  | <b>STANDARD</b> |
| <b>Example 138</b> | 1-3/8" to 2-3/4", Shims included (Specify in 1/8" increments) | <b>\$60.70</b>  |

**15. Select Options**

|            |                       |                 |
|------------|-----------------------|-----------------|
| <b>BAA</b> | BAA Compliant Product | <b>\$118.00</b> |
|------------|-----------------------|-----------------|

BAA compliant products must have the cover letter On page 311 included with the order. Failure to use this cover letter will result in the customer receiving non-BAA compliant product with no recourse for an RMA or refund. BAA compliant product requires a longer lead time, please contact customer service for details.

**Notes:** 1) Connections other than Wiegand or Clock & Data may incur additional fee. Consult access control software provider for details.

2) PIM400 required for connection to ACP; sold separately.

a) PIM400-TD2 required for Wiegand or Clock and Data connection, See page 128.

b) If RS485 connection to other ACP is required, contact software provider.

Accessories available, see pages 126-129. Accessories include Panel Interface Module (PIM400) Decorative Plates, Handheld Device, etc. Credentials available, see pages 26-31.

**Pricing/product description subject to change without notice.**

### 1-3. Select Chassis/Exit Trim Type *Note: See page 87 for exit device compatibility*

|                    |  |                   |
|--------------------|--|-------------------|
| <b>AD-400-993R</b> | Exit Rim/Concealed Vertical Rod (Metal Door)/Concealed Vertical Cable (Metal Door) | <b>\$2,472.00</b> |
| <b>AD-400-993S</b> | Exit Surface Vertical Rod  | <b>\$2,502.00</b> |
| <b>AD-400-993M</b> | Exit Mortise Lock  | <b>\$2,502.00</b> |

AD-SERIES

Networked

Standalone



AD-400-993R-70-MTK



KP



MG



MGK



MS



MSK



MTK/SI/FMK



MT/SI

### 4. Select Function *Note: Locking function capabilities are determined by users access control system*

|            |                     |                 |
|------------|---------------------|-----------------|
| <b>70*</b> | Classroom/Storeroom | <b>STANDARD</b> |
| <b>50*</b> | Office $\Delta$     | <b>\$10.00</b>  |
| <b>40</b>  | Privacy $\Delta$    | <b>\$10.00</b>  |
| <b>60</b>  | Apartment $\Delta$  | <b>\$10.00</b>  |

\* Less Door Position Switch, use suffix LDP. Deduct \$19.50

$\Delta$  Requires RS485 connection to ACP. See page 97 for system diagram. Ensure function is enabled through access control software provider.

### 5. Select Reader *Note: Reflects list price adder to base keypad reader price of \$553.00.*

|            |   |                        |
|------------|---|------------------------|
| <b>LLL</b> | Less Reader (For reader module accessories sold separately, See page 166) | <b>DEDUCT \$553.00</b> |
| <b>KP</b>  | Keypad  | <b>STANDARD</b>        |
| <b>MS</b>  | Magnetic Stripe (Swipe)   | <b>\$103.00</b>        |
| <b>MSK</b> | Magnetic Stripe (Swipe) + Keypad  | <b>\$171.00</b>        |
| <b>MG</b>  | Magnetic Stripe (Insert)  | <b>\$119.00</b>        |
| <b>MGK</b> | Magnetic Stripe (Insert) + Keypad   | <b>\$190.00</b>        |
| <b>MT</b>  | Multi-Technology   Proximity and Smart Card                               | <b>\$205.00</b>        |
| <b>MTK</b> | Multi-Technology + Keypad   Proximity and Smart Card                      | <b>\$272.00</b>        |
| <b>SI</b>  | Smart Technology iClass Compatible Reader                                 | <b>\$358.00</b>        |
| <b>SIK</b> | Smart Technology iClass Compatible Reader + Keypad                        | <b>\$422.00</b>        |

### 6. Select Lever\*

|                         |  |                       |
|-------------------------|--|-----------------------|
| <b>LLL</b>              | Less interior and exterior levers  | <b>DEDUCT \$23.90</b> |
| <b>Standard Options</b> | SPA (Sparta), RHO (Rhodes), ATH (Athens), TLR (Tubular), BRW, (Broadway), BRK (Boardwalk), LAT (Latitude), LON (Longitude) | <b>N/C</b>            |

\* Tactile Warning use 8AT for Athens, 8RO for Rhodes, 8SP for Sparta and 8TR for Tubular. \$45.60 per lever. Applied to exterior lever only unless otherwise specified. Not available with 643e finish.

### 7. Select Finish

|              |                            |                 |
|--------------|----------------------------|-----------------|
| <b>626</b>   | Satin Chrome               | <b>N/C</b>      |
| <b>605</b>   | Bright Brass               | <b>\$143.00</b> |
| <b>606</b>   | Satin Brass                | <b>\$143.00</b> |
| <b>612</b>   | Satin Bronze               | <b>\$143.00</b> |
| <b>619</b>   | Satin Nickel               | <b>\$143.00</b> |
| <b>625</b>   | Bright Chrome              | <b>\$143.00</b> |
| <b>643e</b>  | Aged Bronze                | <b>\$143.00</b> |
| <b>626AM</b> | Satin Chrome Antimicrobial | <b>\$184.00</b> |

### 8. Select Cylinder Type

|                            |  |                       |
|----------------------------|--|-----------------------|
| <b>P</b> $\bullet \Delta$  | With Cylinder, Schlage- (Everest 29 S123, 6 Pin KIL standard)                        | <b>N/C</b>            |
| <b>L</b>                   | Less Cylinder, Schlage, Falcon, 6 Pin KIL  | <b>DEDUCT \$65.00</b> |
| <b>R</b> $\bullet \square$ | With Cylinder, Schlage 6-Pin (Everest 29 S123 standard) FSIC                         | <b>\$39.00</b>        |
| <b>J</b>                   | Less Cylinder, Schlage, 6 Pin FSIC   | <b>DEDUCT \$36.00</b> |
| <b>G</b> $\bullet \square$ | With Cylinder, Schlage 7-Pin (Everest 29R standard) (factory master keyed only) SFIC | <b>\$87.00</b>        |
| <b>B</b>                   | Less Cylinder, Schlage, Falcon, Competitive OEM's, 7 Pin (SFIC)                      | <b>N/C</b>            |
| <b>L SAR</b>               | Less Cylinder, Sargent (10L + 11L), 6 Pin KIL  | <b>N/C</b>            |
| <b>L CO6</b>               | Less Cylinder, Corbin, 6 Pin KIL (Only RHO, 8RO, SPA, 8SP lever styles)              | <b>N/C</b>            |
| <b>J SAR</b>               | Less Cylinder, Sargent 6300, 6 Pin FSIC  | <b>N/C</b>            |
| <b>J CO6</b>               | Less Cylinder, Corbin 8000, 6 Pin FSIC   | <b>N/C</b>            |
| <b>J CO7</b>               | Less Cylinder, Corbin 8000-7, 7 Pin FSIC, (Only RHO, 8RO, SPA, 8SP, TLR and 8TR)     | <b>N/C</b>            |
| <b>J MED</b>               | Less Cylinder, Medeco 32*0201, 6 Pin FSIC (Only RHO, 8RO, SPA, 8SP lever styles)     | <b>N/C</b>            |
| <b>J YA6</b>               | Less Cylinder, Yale 1210 or Medeco 31*0100, 6 Pin FSIC                               | <b>N/C</b>            |
| <b>J YA7</b>               | Less Cylinder, Yale 1220, 7 Pin FSIC (Only RHO, 8RO, SPA, 8SP lever styles)          | <b>N/C</b>            |
| <b>L FA7</b>               | Less Cylinder, Falcon, 7 Pin, KIL (Only RHO, 8RO, SPA, 8SP lever styles)             | <b>N/C</b>            |

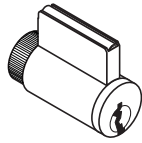
$\bullet$  Master Keyed cylinders can be specified and will be shipped in lock packaging. For Master Keying System Summary form which should accompany the master keyed order, see page 293.

$\Delta$  For Master Keying, additional line item 50-210 is required, \$20.70 each.

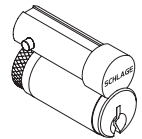
$\square$  Control Keys for installation/removal of interchangeable cores are not furnished and must be ordered separate. For additional assistance on Master Keying as well as restricted keyways please contact customer service.

Pricing/product description subject to change without notice.

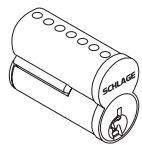
Full Cylinder  
PD LD LDSAR LDFA7



Full Size Interchangeable Core  
RD JD JD SAR JD CO6 JD YA6 JD CO7



Small Format Interchangeable Core  
GD BD



**9. Select Keying Type**

| Open Keyway Families: KIL or FSIC <sup>2</sup>         |                                     |                 |
|--|-------------------------------------|-----------------|
| <b>S123</b>  | Everest 29 S (Key in Lever or FSIC) | <b>STANDARD</b> |
| <b>C123</b>  | Everest C                           | <b>N/C</b>      |
| <b>C/CE/E/EF/ F/ FG/ G</b>                             | Classic Obverse                     | <b>N/C</b>      |
| Restricted Keyway Families: KIL or FSIC <sup>1,2</sup> |                                     |                 |
| <b>29 T</b>  | Everest 29 T                        | <b>\$18.00</b>  |
| <b>D</b>   | Everest D                           | <b>\$18.00</b>  |
| <b>Classic Restricted</b>                              | Quad, Numbered, Reverse             | <b>\$18.00</b>  |
| Restricted Keyway Families: SFIC <sup>3</sup>          |                                     |                 |
| <b>29 R</b>  | Everest 29 R                        | <b>N/C</b>      |
| <b>B</b>   | Everest B                           | <b>N/C</b>      |

<sup>1</sup> Everest Restricted Keyways require a Letter of Authorization to be submitted with the order. See sample Letter of Authorization, see page 305.

<sup>2</sup> Full Size key systems (Everest 29 S & T, Everest C & D, Obverse & Quad) are available in Primus and Primus XP key system and must be ordered separately. Lock should be ordered less cylinder and Primus cylinder should be a separate line.

<sup>3</sup> Master Keyed cylinders can be specified and will be shipped in lock packaging. For Master Keying System Summary form which should accompany the master keyed order, see page 293.

**10. Select Handing (Field Reversible)**

|            |                      |            |
|------------|----------------------|------------|
| <b>RHR</b> | Right Handed Reverse | <b>N/C</b> |
| <b>LHR</b> | Left Handed Reverse  | <b>N/C</b> |

**11. Select Battery**

|            |   |                       |
|------------|---|-----------------------|
| <b>LLL</b> | Less Battery Holder, Batteries, and Cover | <b>DEDUCT \$26.70</b> |
| <b>4B</b>  | 4AA Battery Kit                           | <b>STANDARD</b>       |
| <b>8B</b>  | 8AA Battery Kit                           | <b>\$40.20</b>        |

**12. - 13. No Selection Required**

**14. Select Door Thickness**

|                    |  |                 |
|--------------------|--|-----------------|
| <b>134</b>         | 1-3/4"   | <b>STANDARD</b> |
| <b>Example 200</b> | 1-3/4" to 2-3/4", (Specify in 1/8" increments) | <b>\$60.70</b>  |

**15. Select Options**

|            |  |                       |
|------------|--|-----------------------|
| <b>LRX</b> | Less Von Duprin low current Request-To-Exit switch | <b>DEDUCT \$52.00</b> |
| <b>BAA</b> | BAA Compliant Product                              | <b>\$118.00</b>       |

BAA compliant products must have the cover letter On page 311 included with the order. Failure to use this cover letter will result in the customer receiving non-BAA compliant product with no recourse for an RMA or refund. BAA compliant product requires a longer lead time, please contact customer service for details.

AD-300 Exit Trim comes with a universal mounting plate and is compatible with Von Duprin Series 98/99, 98/99XP, 22/22F exit devices and Falcon 25 rim exit devices . RX-LC switch is included unless lock is ordered as LRX, Less Request to Exit switch. Please specify if Von Duprin or Falcon RX-LC switch is required. Concealed Vertical Rod and Concealed Vertical Cable trim on metal door only. **When Request-to-exit is required, the Von Duprin RX-LC switch (part #050281) or Falcon AE switch (part #650359) must be used or the Warranty is void.**

**Note:** AD-Series Non-Functioning "Dummy" Exit Trim now available. Please see pages 124-125 for details

- Notes:** 1) Connections other than Wiegand or Clock & Data may incur additional fee. Consult access control software provider for details.  
 2) PIM400 required for connection to ACP; sold separately.  
 a) PIM400-TD2 required for Wiegand or Clock and Data connection, See page 128.  
 b) If RS485 connection to other ACP is required, contact software provider.

Accessories available, see pages 126-129.  
 Accessories include Panel Interface Mobile (PIM400) Decorative Plates, Handheld Device, etc.  
 Credentials available, see pages 26-31.

**1-4. Select Chassis/Function**

**Note:** Locking function capabilities are determined by users access control system

|                      |                     |                   |
|----------------------|---------------------|-------------------|
| <b>AD-402-CY-70*</b> | Classroom/Storeroom | <b>\$2,119.00</b> |
| <b>AD-402-CY-50*</b> | Office              | <b>\$2,129.00</b> |
| <b>AD-402-CY-40</b>  | Privacy△            | <b>\$2,129.00</b> |
| <b>AD-402-CY-60</b>  | Apartment△          | <b>\$2,129.00</b> |

\* Less Door Position Switch, use suffix LDP. Deduct \$20.10

△ Requires RS485 connection to ACP. See page 98 for system diagram. Check with Access Control software provider to verify function is enabled.



AD-402-CY-70-FMK

**5. Select Reader**

|            |  |                 |
|------------|--|-----------------|
| <b>FMK</b> | FIPS 201-2 Multi-Technology + Keypad   Proximity and Smart Card (PIV & PIV-I Card) | <b>\$487.00</b> |
|------------|--|-----------------|

**Note:** The AD-400 lock can be field upgraded to a FIPS 201-2 compliant solution simply by adding the FMK reader (sold separately) and by using the most current firmware revision.

**Note:** Verify compatibility of PIV & PIV-I credentials with access control software provider.

**6. Select Lever\***

|            |                 |                       |
|------------|-----------------|-----------------------|
| <b>LLL</b> | Less each lever | <b>DEDUCT \$23.70</b> |
| <b>SPA</b> | Sparta          | <b>N/C</b>            |
| <b>RHO</b> | Rhodes          | <b>N/C</b>            |
| <b>ATH</b> | Athens          | <b>N/C</b>            |
| <b>TLR</b> | Tubular         | <b>N/C</b>            |
| <b>BRW</b> | Broadway        | <b>N/C</b>            |
| <b>BRK</b> | Boardwalk       | <b>N/C</b>            |
| <b>LAT</b> | Latitude        | <b>N/C</b>            |
| <b>LON</b> | Longitude       | <b>N/C</b>            |

\* Tactile Warning use 8AT for Athens, 8RO for Rhodes, 8SP for Sparta and 8TR for Tubular. \$45.60 per lever. Applied to exterior lever only unless otherwise specified. Not available with 643e finish.

**7. Select Finish**

|              |                            |                 |
|--------------|----------------------------|-----------------|
| <b>626</b>   | Satin Chrome               | <b>N/C</b>      |
| <b>605</b>   | Bright Brass               | <b>\$143.00</b> |
| <b>606</b>   | Satin Brass                | <b>\$143.00</b> |
| <b>612</b>   | Satin Bronze               | <b>\$143.00</b> |
| <b>619</b>   | Satin Nickel               | <b>\$143.00</b> |
| <b>625</b>   | Bright Chrome              | <b>\$143.00</b> |
| <b>643e</b>  | Aged Bronze                | <b>\$143.00</b> |
| <b>626AM</b> | Satin Chrome Antimicrobial | <b>\$184.00</b> |

**8. Select Cylinder Type**

|              |  |                       |
|--------------|--|-----------------------|
| <b>P</b> ● △ | With Cylinder, Schlage- (Everest 29 S123, 6 Pin KIL standard)                        | <b>N/C</b>            |
| <b>L</b>     | Less Cylinder, Schlage, Falcon, 6 Pin KIL  | <b>DEDUCT \$65.00</b> |
| <b>R</b> ● □ | With Cylinder, Schlage 6-Pin (Everest 29 S123 standard) FSIC                         | <b>\$39.00</b>        |
| <b>J</b>     | Less Cylinder, Schlage, 6 Pin FSIC   | <b>DEDUCT \$36.00</b> |
| <b>G</b> ● □ | With Cylinder, Schlage 7-Pin (Everest 29R standard) (factory master keyed only) SFIC | <b>\$87.00</b>        |
| <b>B</b>     | Less Cylinder, Schlage, Falcon, Competitive OEM's, 7 Pin (SFIC)                      | <b>N/C</b>            |
| <b>L SAR</b> | Less Cylinder, Sargent (10L + 11L), 6 Pin KIL  | <b>N/C</b>            |
| <b>L CO6</b> | Less Cylinder, Corbin, 6 Pin KIL (Only RHO, 8RO, SPA, 8SP lever styles)              | <b>N/C</b>            |
| <b>J SAR</b> | Less Cylinder, Sargent 6300, 6 Pin FSIC  | <b>N/C</b>            |
| <b>J CO6</b> | Less Cylinder, Corbin 8000, 6 Pin FSIC   | <b>N/C</b>            |
| <b>J CO7</b> | Less Cylinder, Corbin 8000-7, 7 Pin FSIC, (Only RHO, 8RO, SPA, 8SP, TLR and 8TR)     | <b>N/C</b>            |
| <b>J MED</b> | Less Cylinder, Medeco 32*0201, 6 Pin FSIC (Only RHO, 8RO, SPA, 8SP lever styles)     | <b>N/C</b>            |
| <b>J YA6</b> | Less Cylinder, Yale 1210 or Medeco 31*0100, 6 Pin FSIC                               | <b>N/C</b>            |
| <b>J YA7</b> | Less Cylinder, Yale 1220, 7 Pin FSIC (Only RHO, 8RO, SPA, 8SP lever styles)          | <b>N/C</b>            |
| <b>L FA7</b> | Less Cylinder, Falcon, 7 Pin, KIL (Only RHO, 8RO, SPA, 8SP lever styles)             | <b>N/C</b>            |

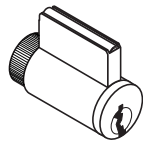
● Master Keyed cylinders can be specified and will be shipped in lock packaging. For Master Keying System Summary form which should accompany the master keyed order, see page 293.

△ For Master Keying, additional line item 50-210 is required, \$20.70 each.

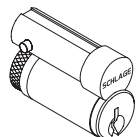
□ Control Keys for installation/removal of interchangeable cores are not furnished and must be ordered separate.

For additional assistance on Master Keying as well as restricted keyways please contact customer service.

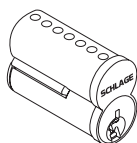
Full Cylinder  
PD LD LDSAR LDFA7



Full Size  
Interchangeable Core  
RD JD JD SAR JD CO6 JD YA6  
JD CO7



Small Format  
Interchangeable Core  
GD BD



**9. Select Keying Type**

| Open Keyway Families: KIL or FSIC <sup>2</sup>         |                                     |                 |
|--|-------------------------------------|-----------------|
| <b>S123</b>  | Everest 29 S (Key in Lever or FSIC) | <b>STANDARD</b> |
| <b>C123</b>  | Everest C                           | <b>N/C</b>      |
| <b>C/CE/E/EF/F/FG/G</b>                                | Classic Obverse                     | <b>N/C</b>      |
| Restricted Keyway Families: KIL or FSIC <sup>1,2</sup> |                                     |                 |
| <b>29 T</b>  | Everest 29 T                        | <b>\$18.00</b>  |
| <b>D</b>   | Everest D                           | <b>\$18.00</b>  |
| <b>Classic Restricted</b>                              | Quad, Numbered, Reverse             | <b>\$18.00</b>  |
| Restricted Keyway Families: SFIC <sup>3</sup>          |                                     |                 |
| <b>29 R</b>  | Everest 29 R                        | <b>N/C</b>      |
| <b>B</b>   | Everest B                           | <b>N/C</b>      |

<sup>1</sup> Everest Restricted Keyways require a Letter of Authorization to be submitted with the order. See sample Letter of Authorization, see page 305.  
<sup>2</sup> Full Size key systems (Everest 29 S & T, Everest C & D, Obverse & Quad) are available in Primus and Primus XP key system and must be ordered separately. Lock should be ordered less cylinder and Primus cylinder should be a separate line.  
<sup>3</sup> Master Keyed cylinders can be specified and will be shipped in lock packaging. For Master Keying System Summary form which should accompany the master keyed order, see page 293.

**10. Select Handing (Field Reversible)**

|            |                      |            |
|------------|----------------------|------------|
| <b>RH</b>  | Right Handed         | <b>N/C</b> |
| <b>LH</b>  | Left Handed          | <b>N/C</b> |
| <b>RHR</b> | Right Handed Reverse | <b>N/C</b> |
| <b>LHR</b> | Left Handed Reverse  | <b>N/C</b> |

**11. Select Battery**

|            |   |                       |
|------------|---|-----------------------|
| <b>LLL</b> | Less Battery Holder, Batteries, and Cover | <b>DEDUCT \$26.70</b> |
| <b>4B</b>  | 4AA Battery Kit                           | <b>STANDARD</b>       |
| <b>8B</b>  | 8AA Battery Kit                           | <b>\$40.20</b>        |

**12. Select Backset & Latchbolt**

|                |   |                       |
|----------------|---|-----------------------|
| <b>LLL</b>     | Less Latch  | <b>DEDUCT \$35.20</b> |
| <b>13-247</b>  | 2-3/4" Backset, Deadlatch, Square corner, 1-1/8" x 2-1/4"   | <b>STANDARD</b>       |
| <b>14-049</b>  | 2-3/4" Backset, Deadlatch Anti-friction fire door latch, Square corner, 1-1/8" x 2-1/4", 3/4" throw | <b>\$186.00</b>       |
| <b>14-051</b>  | 2-3/8" Backset, Deadlatch Square corner, 1-1/8" x 2-1/4"  | <b>N/C</b>            |
| <b>14-050</b>  | 3-3/4" Backset, Deadlatch Square corner, 1-1/8" x 2-1/4"  | <b>\$11.00</b>        |
| <b>43-001</b>  | 5" Backset extension link, Deadlatch  | <b>\$34.10</b>        |
| <b>39-030*</b> | Rabbeted latch and strike kit, 605 and 626 only   | <b>\$59.80</b>        |

\* Adapts square corner latch and 2-3/4" square corner strike to 1/2" rabbeted door and frame.

**13. Select Strike Plate**

|                 |  |                      |
|-----------------|--|----------------------|
| <b>LLL</b>      | Less Strike Plate  | <b>DEDUCT \$4.60</b> |
| <b>10-025</b>   | 1-3/16" Lip, ANSI, no box, 1-1/4" x 4-7/8"                     | <b>STANDARD</b>      |
| <b>10-013*</b>  | 1-1/8" Lip, Square Corner, T-strike, box, 1-1/8" - 2-3/4"      | <b>N/C</b>           |
| <b>10-016</b>   | 1-1/8" Lip, Square Corner, T-strike, deep box, fire door latch | <b>N/C</b>           |
| <b>K510-066</b> | Box for ANSI strike (Must be specific)                         | <b>N/C</b>           |

\* 1-1/2" Lip available, must specify 1-1/2" Lip \$8.00

**14. Select Door Thickness**

|                    |   |                 |
|--------------------|---|-----------------|
| <b>134</b>         | 1-3/4"  | <b>STANDARD</b> |
| <b>Example 138</b> | 1-3/8" to 2-3/4", Shims included (Specify in 1/8" increments) | <b>\$60.70</b>  |

**15. Select Options**

|            |                       |                 |
|------------|-----------------------|-----------------|
| <b>BAA</b> | BAA Compliant Product | <b>\$118.00</b> |
|------------|-----------------------|-----------------|

BAA compliant products must have the cover letter On page 311 included with the order. Failure to use this cover letter will result in the customer receiving non-BAA compliant product with no recourse for an RMA or refund. BAA compliant product requires a longer lead time, please contact customer service for details.

**Notes:** 1) Connections other than Wiegand or Clock & Data may incur additional fee. Consult access control software provider for details.  
 2) PIM400 required for connection to ACP; sold separately.  
 a) PIM400-TD2 required for Wiegand or Clock and Data connection, See page 128.  
 b) If RS485 connection to other ACP is required, contact software provider.

Standard accessories available, see pages 126-129.

Standard accessories sold separately include Decorative Plates, Handheld Device, Dry Contact Board (RLBD), etc.

**Pricing/product description subject to change without notice.**



1-3. Select Chassis

|           |                    |            |
|-----------|--------------------|------------|
| AD-402-MS | Mortise            | \$2,400.00 |
| AD-402-MD | Mortise Deadbolt Δ | \$2,435.00 |



AD-402-MS-70-FMK

4. Select Function

Note: Locking function capabilities are determined by users' access control system

|     |   |          |
|-----|---|----------|
| 70* | Classroom/Storeroom (Not available on mortise deadbolt) | STANDARD |
| 50* | Office Δ (Not available on mortise deadbolt)            | \$10.00  |
| 40  | Privacy Δ ■   | \$10.00  |
| 60  | Apartment Δ ■   | \$10.00  |

\* Less Door Position Switch, use suffix LDP. Deduct \$20.10

Δ Requires RS485 connection to ACP. See page 98 for system diagram. Check with access control software provider to verify function is enabled.

■ Inside Push Button (IPB) only included with Mortise (MS) chassis. Mortise deadbolt (MD) chassis comes with LED indicator only. \$10 charge does not apply to mortise deadbolt (MD) chassis.

5. Select Reader

|     |  |          |
|-----|--|----------|
| FMK | FIPS 201-2 Multi-Technology + Keypad   Proximity and Smart Card (PIV & PIV-I Card) | \$487.00 |
|-----|--|----------|

Note: The AD-400 lock can be field upgraded to a FIPS 201-2 compliant solution simply by adding the FMK reader (sold separately) and by using the most current firmware revision.

Note: Verify compatibility of PIV & PIV-I credentials with access control software provider.

6. Select Lever\*

|     |                                   |                |
|-----|-----------------------------------|----------------|
| LLL | Less interior and exterior levers | DEDUCT \$66.80 |
| SPA | Sparta                            | N/C            |
| RHO | Rhodes                            | N/C            |
| ATH | Athens                            | N/C            |
| TLR | Tubular                           | N/C            |
| BRW | Broadway                          | N/C            |
| BRK | Boardwalk                         | N/C            |
| LAT | Latitude                          | N/C            |
| LON | Longitude                         | N/C            |

\* Tactile Warning use BAT for Athens, BRO for Rhodes, BSP for Sparta and BTR for Tubular. \$45.60 per lever. Applied to exterior lever only unless otherwise specified. Not available with 643e finish.

7. Select Finish

|       |                            |          |
|-------|----------------------------|----------|
| 626   | Satin Chrome               | N/C      |
| 605   | Bright Brass               | \$143.00 |
| 606   | Satin Brass                | \$143.00 |
| 612   | Satin Bronze               | \$143.00 |
| 619   | Satin Nickel               | \$143.00 |
| 625   | Bright Chrome              | \$143.00 |
| 643e  | Aged Bronze                | \$143.00 |
| 626AM | Satin Chrome Antimicrobial | \$184.00 |

8. Select Cylinder Type

|       |  |                |
|-------|--|----------------|
| P ● Δ | With Cylinder, Schlage- (Everest 29 S123, 6 Pin KIL standard)                        | N/C            |
| L     | Less Cylinder, Schlage, Falcon, 6 Pin KIL  | DEDUCT \$65.00 |
| R ● □ | With Cylinder, Schlage 6-Pin (Everest 29 S123 standard) FSIC                         | \$39.00        |
| J     | Less Cylinder, Schlage, 6 Pin FSIC   | DEDUCT \$36.00 |
| G ● □ | With Cylinder, Schlage 7-Pin (Everest 29R standard) (factory master keyed only) SFIC | \$87.00        |
| B     | Less Cylinder, Schlage, Falcon, Competitive OEM's, 7 Pin (SFIC)                      | N/C            |
| L SAR | Less Cylinder, Sargent (10L + 11L), 6 Pin KIL  | N/C            |
| LC06  | Less Cylinder, Corbin, 6 Pin KIL (Only RHO, BRO, SPA, 8SP lever styles)              | N/C            |
| J SAR | Less Cylinder, Sargent 6300, 6 Pin FSIC  | N/C            |
| JC06  | Less Cylinder, Corbin 8000, 6 Pin FSIC   | N/C            |
| JC07  | Less Cylinder, Corbin 8000-7, 7 Pin FSIC, (Only RHO, BRO, SPA, 8SP, TLR and BTR)     | N/C            |
| JMED  | Less Cylinder, Medeco 32*0201, 6 Pin FSIC (Only RHO, BRO, SPA, 8SP lever styles)     | N/C            |
| JYA6  | Less Cylinder, Yale 1210 or Medeco 31*0100, 6 Pin FSIC                               | N/C            |
| JYA7  | Less Cylinder, Yale 1220, 7 Pin FSIC (Only RHO, BRO, SPA, 8SP lever styles)          | N/C            |
| LFA7  | Less Cylinder, Falcon, 7 Pin, KIL (Only RHO, BRO, SPA, 8SP lever styles)             | N/C            |

● Master Keyed cylinders can be specified and will be shipped in lock packaging. For Master Keying System Summary form which should accompany the master keyed order, see page 293.

Δ For Master Keying, additional line item 50-210 is required, \$20.70 each.

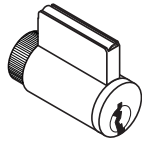
□ Control Keys for installation/removal of interchangeable cores are not furnished and must be ordered separate.

For additional assistance on Master Keying as well as restricted keyways please contact customer service.

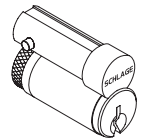
Pricing/product description subject to change without notice.



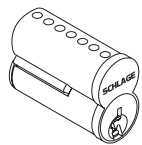
Full Cylinder  
PD LD LDSAR LDA7



Full Size  
Interchangeable Core  
RD JD JD SAR JD CO6 JD YA6  
JD CO7



Small Format  
Interchangeable Core  
GD BD



**9. Select Keying Type**

| Open Keyway Families: KIL or FSIC <sup>2</sup>         |                                     |                 |
|--|-------------------------------------|-----------------|
| <b>S123</b>  | Everest 29 S (Key in Lever or FSIC) | <b>STANDARD</b> |
| <b>C123</b>  | Everest C                           | <b>N/C</b>      |
| <b>C/CE/E/EF/ F/ FG/ G</b>                             | Classic Obverse                     | <b>N/C</b>      |
| Restricted Keyway Families: KIL or FSIC <sup>1,2</sup> |                                     |                 |
| <b>29 T</b>  | Everest 29 T                        | <b>\$18.00</b>  |
| <b>D</b>   | Everest D                           | <b>\$18.00</b>  |
| <b>Classic Restricted</b>                              | Quad, Numbered, Reverse             | <b>\$18.00</b>  |
| Restricted Keyway Families: SFIC <sup>3</sup>          |                                     |                 |
| <b>29 R</b>  | Everest 29 R                        | <b>N/C</b>      |
| <b>B</b>   | Everest B                           | <b>N/C</b>      |

<sup>1</sup> Everest Restricted Keyways require a Letter of Authorization to be submitted with the order. See sample Letter of Authorization, see page 305.

<sup>2</sup> Full Size key systems (Everest 29 S & T, Everest C & D, Obverse & Quad) are available in Primus and Primus XP key system and must be ordered separately. Lock should be ordered less cylinder and Primus cylinder should be a separate line.

<sup>3</sup> Master Keyed cylinders can be specified and will be shipped in lock packaging. For Master Keying System Summary form which should accompany the master keyed order, see page 293.

**10. Select Handing (Field Reversible)**

|            |                      |            |
|------------|----------------------|------------|
| <b>RH</b>  | Right Handed         | <b>N/C</b> |
| <b>LH</b>  | Left Handed          | <b>N/C</b> |
| <b>RHR</b> | Right Handed Reverse | <b>N/C</b> |
| <b>LHR</b> | Left Handed Reverse  | <b>N/C</b> |

**11. Select Battery**

|            |   |                       |
|------------|---|-----------------------|
| <b>LLL</b> | Less Battery Holder, Batteries, and Cover | <b>DEDUCT \$26.70</b> |
| <b>4B</b>  | 4AA Battery Kit                           | <b>STANDARD</b>       |
| <b>8B</b>  | 8AA Battery Kit                           | <b>\$40.20</b>        |

**12. Select Mortise Lock Armor Front**

|               |  |                       |
|---------------|--|-----------------------|
| <b>LLL</b>    | Less Armor Front   | <b>DEDUCT \$17.30</b> |
| <b>09-663</b> | 1-1/4" Wide Square Corner, Latch for MS                      | <b>STANDARD</b>       |
| <b>09-669</b> | 1-1/16" Wide Square Corner, Latch, options for MS            | <b>N/C</b>            |
| <b>09-666</b> | 1-1/4" Wide Square Corner, Latch x Deadbolt for MD           | <b>STANDARD</b>       |
| <b>09-672</b> | 1-1/16" Wide Square Corner, Latch x Deadbolt, Options for MD | <b>N/C</b>            |

**13. Select Strike Plate**

|                 |  |                       |
|-----------------|--|-----------------------|
| <b>LLL</b>      | Less Strike  | <b>DEDUCT \$13.60</b> |
| <b>10-072</b>   | 1-1/4" x 4-7/8" Square Corner + box; 1-3/16" lip length                      | <b>STANDARD</b>       |
| <b>10-072xx</b> | 1-1/4" x 4-7/8" Square Corner + box; specify lip length (xx) as 1" or 1-1/2" | <b>N/C</b>            |
| <b>10-072xx</b> | 1-1/4" x 4-7/8" Square Corner + box; specify lip length (xx) as 1-3/4"       | <b>\$32.20</b>        |
| <b>10-075 ●</b> | 1/2" Rabbeted  | <b>\$111.00</b>       |
| <b>37-015</b>   | Strike Frame Reinforcer, specify 37-015                                      | <b>N/C</b>            |

● For 1-3/4" thick doors, use wide armor front. For over 1-3/4" thick door extended equally (EE) use 1-1/4" wide armor front.

△ Extended leadtime, consult customer service.

**14. Select Door Thickness**

|                    |   |                 |
|--------------------|---|-----------------|
| <b>134</b>         | 1-3/4"  | <b>STANDARD</b> |
| <b>Example 138</b> | 1-3/8" to 2-3/4", Shims included (Specify in 1/8" increments) | <b>\$60.70</b>  |

**15. Select Options**

|            |                       |                 |
|------------|-----------------------|-----------------|
| <b>BAA</b> | BAA Compliant Product | <b>\$118.00</b> |
|------------|-----------------------|-----------------|

BAA compliant products must have the cover letter On page 311 included with the order. Failure to use this cover letter will result in the customer receiving non-BAA compliant product with no recourse for an RMA or refund. BAA compliant product requires a longer lead time, please contact customer service for details.

**Notes:** 1) Connections other than Wiegand or Clock & Data may incur additional fee. Consult access control software provider for details.

2) PIM400 required for connection to ACP; sold separately.

a) PIM400-TD2 required for Wiegand or Clock and Data connection. See page 128

b) If RS485 connection to other ACP is required, contact software provider.

Accessories available, see pages 126-129. Accessories include Panel Interface Module (PIM400) Decorative Plates, Handheld Device, etc. Credentials available, see pages 26-31.

**1-3. Select Chassis/Exit Trim Type\***

|                    |  |                   |
|--------------------|--|-------------------|
| <b>AD-402-993R</b> | Exit Rim/ <sup>1</sup> Concealed Vertical Rod/ <sup>1</sup> Concealed Vertical Cable | <b>\$2,472.00</b> |
| <b>AD-402-993S</b> | Exit Surface Vertical Rod  | <b>\$2,502.00</b> |
| <b>AD-402-993M</b> | Exit Mortise Lock  | <b>\$2,502.00</b> |

\* See page 87 for exit device compatibility. <sup>1</sup> Metal door only.



AD-402-993R-70-FMK

**4. Select Function Note:** Locking function capabilities are determined by users access control system

|            |                     |                 |
|------------|---------------------|-----------------|
| <b>70*</b> | Classroom/Storeroom | <b>STANDARD</b> |
| <b>50*</b> | Office △            | <b>\$10.00</b>  |
| <b>40</b>  | Privacy △           | <b>\$10.00</b>  |
| <b>60</b>  | Apartment △         | <b>\$10.00</b>  |

\* Less Door Position Switch, use suffix LDP. Deduct \$20.10

△ Requires RS485 connection to ACP. See page 98 for system diagram. Ensure function is enabled through access control software provider.

**5. Select Reader**

|            |  |                 |
|------------|--|-----------------|
| <b>FMK</b> | FIPS 201-2 Multi-Technology + Keypad   Proximity and Smart Card (PIV & PIV-I Card) | <b>\$487.00</b> |
|------------|--|-----------------|

**Note:** The AD-400 lock can be field upgraded to a FIPS 201-2 compliant solution simply by adding the FMK reader (sold separately) and by using the most current firmware revision.

**Note:** Verify compatibility of PIV & PIV-I credentials with access control software provider.

**6. Select Lever\***

|            |                                   |                       |
|------------|-----------------------------------|-----------------------|
| <b>LLL</b> | Less interior and exterior levers | <b>DEDUCT \$23.90</b> |
| <b>SPA</b> | Sparta                            | <b>N/C</b>            |
| <b>RHO</b> | Rhodes                            | <b>N/C</b>            |
| <b>ATH</b> | Athens                            | <b>N/C</b>            |
| <b>TLR</b> | Tubular                           | <b>N/C</b>            |
| <b>BRW</b> | Broadway                          | <b>N/C</b>            |
| <b>BRK</b> | Boardwalk                         | <b>N/C</b>            |
| <b>LAT</b> | Latitude                          | <b>N/C</b>            |
| <b>LON</b> | Longitude                         | <b>N/C</b>            |

\* Tactile Warning use 8AT for Athens, 8RO for Rhodes, 8SP for Sparta and 8TR for Tubular. \$45.60 per lever. Applied to exterior lever only unless otherwise specified. Not available with 643e finish.

**7. Select Finish**

|              |                            |                 |
|--------------|----------------------------|-----------------|
| <b>626</b>   | Satin Chrome               | <b>N/C</b>      |
| <b>605</b>   | Bright Brass               | <b>\$143.00</b> |
| <b>606</b>   | Satin Brass                | <b>\$143.00</b> |
| <b>612</b>   | Satin Bronze               | <b>\$143.00</b> |
| <b>619</b>   | Satin Nickel               | <b>\$143.00</b> |
| <b>625</b>   | Bright Chrome              | <b>\$143.00</b> |
| <b>643e</b>  | Aged Bronze                | <b>\$143.00</b> |
| <b>626AM</b> | Satin Chrome Antimicrobial | <b>\$184.00</b> |

**8. Select Cylinder Type**

|              |  |                       |
|--------------|--|-----------------------|
| <b>P</b> ●△  | With Cylinder, Schlage- (Everest 29 S123, 6 Pin KIL standard)                        | <b>N/C</b>            |
| <b>L</b>     | Less Cylinder, Schlage, Falcon, 6 Pin KIL  | <b>DEDUCT \$65.00</b> |
| <b>R</b> ●□  | With Cylinder, Schlage 6-Pin (Everest 29 S123 standard) FSIC                         | <b>\$39.00</b>        |
| <b>J</b>     | Less Cylinder, Schlage, 6 Pin FSIC   | <b>DEDUCT \$36.00</b> |
| <b>G</b> ●□  | With Cylinder, Schlage 7-Pin (Everest 29R standard) (factory master keyed only) SFIC | <b>\$87.00</b>        |
| <b>B</b>     | Less Cylinder, Schlage, Falcon, Competitive OEM's, 7 Pin (SFIC)                      | <b>N/C</b>            |
| <b>LSAR</b>  | Less Cylinder, Sargent (10L + 11L), 6 Pin KIL  | <b>N/C</b>            |
| <b>LC06</b>  | Less Cylinder, Corbin, 6 Pin KIL (Only RHO, 8RO, SPA, 8SP lever styles)              | <b>N/C</b>            |
| <b>JSAR</b>  | Less Cylinder, Sargent 6300, 6 Pin FSIC  | <b>N/C</b>            |
| <b>JC06</b>  | Less Cylinder, Corbin 8000, 6 Pin FSIC   | <b>N/C</b>            |
| <b>JC07</b>  | Less Cylinder, Corbin 8000-7, 7 Pin FSIC, (Only RHO, 8RO, SPA, 8SP, TLR and 8TR)     | <b>N/C</b>            |
| <b>JMED</b>  | Less Cylinder, Medeco 32*0201, 6 Pin FSIC (Only RHO, 8RO, SPA, 8SP lever styles)     | <b>N/C</b>            |
| <b>JYA6</b>  | Less Cylinder, Yale 1210 or Medeco 31*0100, 6 Pin FSIC                               | <b>N/C</b>            |
| <b>JYA7</b>  | Less Cylinder, Yale 1220, 7 Pin FSIC (Only RHO, 8RO, SPA, 8SP lever styles)          | <b>N/C</b>            |
| <b>LF A7</b> | Less Cylinder, Falcon, 7 Pin, KIL (Only RHO, 8RO, SPA, 8SP lever styles)             | <b>N/C</b>            |

● Master Keyed cylinders can be specified and will be shipped in lock packaging. For Master Keying System Summary form which should accompany the master keyed order, see page 293.

△ For Master Keying, additional line item 50-210 is required, \$20.70 each.

□ Control Keys for installation/removal of interchangeable cores are not furnished and must be ordered separate.

For additional assistance on Master Keying as well as restricted keyways please contact customer service.

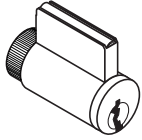
Pricing/product description subject to change without notice.

AD-SERIES

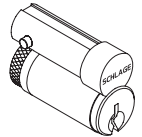
Networked

Standalone

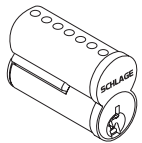
Full Cylinder  
PD LD LDSAR LDFA7



Full Size Interchangeable Core  
RD JD JD SAR JD CO6 JD YA6 JD CO7



Small Format Interchangeable Core  
GD BD



**9. Select Keying Type**

| Open Keyway Families: KIL or FSIC <sup>2</sup>         |                                     |                 |
|--|-------------------------------------|-----------------|
| <b>S123</b>  | Everest 29 S (Key in Lever or FSIC) | <b>STANDARD</b> |
| <b>C123</b>  | Everest C                           | <b>N/C</b>      |
| <b>C/CE/E/EF/ F/ FG/ G</b>                             | Classic Obverse                     | <b>N/C</b>      |
| Restricted Keyway Families: KIL or FSIC <sup>1,2</sup> |                                     |                 |
| <b>29 T</b>  | Everest 29 T                        | <b>\$18.00</b>  |
| <b>D</b>   | Everest D                           | <b>\$18.00</b>  |
| <b>Classic Restricted</b>                              | Quad, Numbered, Reverse             | <b>\$18.00</b>  |
| Restricted Keyway Families: SFIC <sup>3</sup>          |                                     |                 |
| <b>29 R</b>  | Everest 29 R                        | <b>N/C</b>      |
| <b>B</b>   | Everest B                           | <b>N/C</b>      |

<sup>1</sup> Everest Restricted Keyways require a Letter of Authorization to be submitted with the order. See sample Letter of Authorization, see page 305.  
<sup>2</sup> Full Size key systems (Everest 29 S & T, Everest C & D, Obverse & Quad) are available in Primus and Primus XP key system and must be ordered separately. Lock should be ordered less cylinder and Primus cylinder should be a separate line.  
<sup>3</sup> Master Keyed cylinders can be specified and will be shipped in lock packaging. For Master Keying System Summary form which should accompany the master keyed order, see page 293.

**10. Select Handing (Field Reversible)**

|            |                      |            |
|------------|----------------------|------------|
| <b>RHR</b> | Right Handed Reverse | <b>N/C</b> |
| <b>LHR</b> | Left Handed Reverse  | <b>N/C</b> |

**11. Select Battery**

|            |   |                       |
|------------|---|-----------------------|
| <b>LLL</b> | Less Battery Holder, Batteries, and Cover | <b>DEDUCT \$26.70</b> |
| <b>4B</b>  | 4AA Battery Kit                           | <b>STANDARD</b>       |
| <b>8B</b>  | 8AA Battery Kit                           | <b>\$40.20</b>        |

**12. -13. No Selection Required**

**14. Select Door Thickness**

|                    |  |                 |
|--------------------|--|-----------------|
| <b>134</b>         | 1-3/4"   | <b>STANDARD</b> |
| <b>Example 200</b> | 1-3/4" to 2-3/4", (Specify in 1/8" increments) | <b>\$60.70</b>  |

**15. Select Options**

|            |  |                       |
|------------|--|-----------------------|
| <b>LRX</b> | Less Von Duprin low current Request-To-Exit switch | <b>DEDUCT \$53.60</b> |
| <b>BAA</b> | BAA Compliant Product                              | <b>\$118.00</b>       |

BAA compliant products must have the cover letter On page 311 included with the order. Failure to use this cover letter will result in the customer receiving non-BAA compliant product with no recourse for an RMA or refund. BAA compliant product requires a longer lead time, please contact customer service for details.

AD-402 Exit Trim comes with a universal mounting plate and is compatible with Von Duprin Series 98/99, 98/99XP, 22/22F exit devices and Falcon 25 rim exit devices with proper low current Request-To-Exit switch (RX-LC). Concealed Vertical Rod and Concealed Vertical Cable trim on metal door only.  
**When Request-to-exit is required, the Von Duprin RX-LC switch (part #050281) or Falcon AE switch (part #650359) must be used or the Warranty is void.**  
**Note:** AD-Series Non-Functioning "Dummy" Exit Trim now available. Please see pages 124-125 for details

- Notes:** 1) Connections other than Wiegand or Clock & Data may incur additional fee. Consult access control software provider for details.  
 2) PIM400 required for connection to ACP; sold separately.  
 a) PIM400-TD2 required for Wiegand or Clock and Data connection. See page 128.  
 b) If RS485 connection to other ACP is required, contact software provider.

Standard accessories available, see pages 126-129.  
 Standard accessories sold separately include Decorative Plates, Handheld Device, Dry Contact Board (RLBD), etc.

## 1-4. Select Chassis/ Exit Trim Type\* /Reader

|                  |  |              |
|------------------|--|--------------|
| <b>AD-993LLL</b> | “Dummy” Trim Less Reader for Exit Rim/ <sup>1</sup> Concealed Vertical Rod/ <sup>1</sup> Concealed Vertical Cable /Surface Vertical Rod/Mortise Lock | See page 162 |
| <b>AD-993DT</b>  | “Dummy” Trim with “Dummy” Reader Cover for Exit Rim/ <sup>1</sup> Concealed Vertical Rod/Surface Vertical Rod/ Mortise Lock                          | See page 162 |

\* See page 87 for exit device compatibility. <sup>1</sup> Metal door only.



AD993DT

## 5. Select Lever\*

|            |                                   |              |
|------------|-----------------------------------|--------------|
| <b>LLL</b> | Less interior and exterior levers | See page 162 |
| <b>SPA</b> | Sparta                            | See page 162 |
| <b>RHO</b> | Rhodes                            | See page 162 |
| <b>ATH</b> | Athens                            | See page 162 |
| <b>TLR</b> | Tubular                           | See page 162 |
| <b>BRW</b> | Broadway                          | N/C          |
| <b>BRK</b> | Boardwalk                         | N/C          |
| <b>LAT</b> | Latitude                          | N/C          |
| <b>LON</b> | Longitude                         | N/C          |

\* Tactile Warning use **BAT** for Athens, **BRO** for Rhodes, **BSP** for Sparta and **BTR** for Tubular. \$45.60 per lever. Applied to exterior lever only unless otherwise specified. Not available with 643e finish.

## 6. Select Finish

|              |                            |              |
|--------------|----------------------------|--------------|
| <b>626</b>   | Satin Chrome               | See page 162 |
| <b>605</b>   | Bright Brass               | See page 162 |
| <b>606</b>   | Satin Brass                | See page 162 |
| <b>612</b>   | Satin Bronze               | See page 162 |
| <b>619</b>   | Satin Nickel               | See page 162 |
| <b>625</b>   | Bright Chrome              | See page 162 |
| <b>643e</b>  | Aged Bronze                | See page 162 |
| <b>626AM</b> | Satin Chrome Antimicrobial | See page 162 |

## 7. Select Cylinder Type

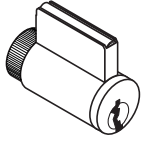
|              |  |              |
|--------------|--|--------------|
| <b>P</b> ●△  | With Cylinder, Schlage- (Everest 29 S123, 6 Pin KIL standard)                        | See page 162 |
| <b>L</b>     | With Cylinder, Schlage- Everest 29 S123, 6 Pin KIL                                   | See page 162 |
| <b>R</b> ●□  | With Cylinder, Schlage 6-Pin (Everest 29 S123 standard) FSIC                         | See page 162 |
| <b>J</b>     | Less cylinder, Schlage, 6 Pin SFIC   | See page 162 |
| <b>G</b> ●□  | With Cylinder, Schlage 7-Pin (Everest 29R standard) (factory master keyed only) SFIC | See page 162 |
| <b>B</b>     | Less cylinder, Schlage, Falcon, Competitive OEM's, 7 Pin (SFIC)                      | See page 162 |
| <b>L SAR</b> | Less cylinder, Sargent (10L + 11L), 6 Pin KIL  | See page 162 |
| <b>L CO6</b> | Less Cylinder, Corbin, 6 Pin KIL (Only RHO, 8RO, SPA, 8SP lever styles)              | See page 162 |
| <b>JSAR</b>  | Less Cylinder, Sargent 6300, 6 Pin FSIC  | See page 162 |
| <b>JCO6</b>  | Less Cylinder, Corbin 8000, 6 Pin FSIC   | See page 162 |
| <b>JCO7</b>  | Less Cylinder, Corbin 8000-7, 7 Pin FSIC, (Only RHO, 8RO, SPA, 8SP, TLR and 8TR)     | See page 162 |
| <b>JMED</b>  | Less Cylinder, Medeco 32*0201, 6 Pin FSIC (Only RHO, 8RO, SPA, 8SP lever styles)     | See page 162 |
| <b>JYA6</b>  | Less Cylinder, Yale 1210 or Medeco 31*0100, 6 Pin FSIC                               | See page 162 |
| <b>JYA7</b>  | Less Cylinder, Yale 1220, 7 Pin FSIC (Only RHO, 8RO, SPA, 8SP lever styles)          | See page 162 |
| <b>LFA7</b>  | Less Cylinder, Falcon, 7 Pin, KIL (Only RHO, 8RO, SPA, 8SP lever styles)             | See page 162 |

● Master Keyed cylinders can be specified and will be shipped in lock packaging. For Master Keying System Summary form which should accompany the master keyed order, see page 293.

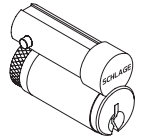
△ For Master Keying, additional line item 50-210 is required, \$20.70 each.

□ Control Keys for installation/removal of interchangeable cores are not furnished and must be ordered separate. For additional assistance on Master Keying as well as restricted keyways please contact customer service.

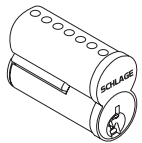
Full Cylinder  
PD LD LDSAR LDA7



Full Size Interchangeable Core  
RD JD JD SAR JD CO6 JD YA6 JD CO7



Small Format Interchangeable Core  
GD BD



**8. Select Keying Type**

| Open Keyway Families: KIL or FSIC <sup>2</sup>         |                                     |              |
|--|-------------------------------------|--------------|
| <b>S123</b>  | Everest 29 S (Key in Lever or FSIC) | See page 163 |
| <b>C/CE/E/EF/ F/ FG/ G</b>                             | Classic Obverse                     | See page 163 |
| Restricted Keyway Families: KIL or FSIC <sup>1,2</sup> |                                     |              |
| <b>29 T</b>  | Everest 29 T                        | See page 163 |
| <b>D</b>   | Everest D                           | See page 163 |
| <b>Classic Restricted</b>                              | Quad, Numbered, Reverse             | See page 163 |
| Restricted Keyway Families: SFIC <sup>3</sup>          |                                     |              |
| <b>29R</b>   | Everest 29 R                        | See page 163 |
| <b>B</b>   | Everest B                           | See page 163 |

<sup>1</sup> Everest Restricted Keyways require a Letter of Authorization to be submitted with the order. See sample Letter of Authorization, see page 305.  
<sup>2</sup> Full Size key systems (Everest 29 S & T, Everest C & D, Obverse & Quad) are available in Primus and Primus XP key system and must be ordered separately. Lock should be ordered less cylinder and Primus cylinder should be a separate line.  
<sup>3</sup> Master Keyed cylinders can be specified and will be shipped in lock packaging. For Master Keying System Summary form which should accompany the master keyed order, see page 293.

**9. Select Handing (Field Reversible)**

|            |                      |              |
|------------|----------------------|--------------|
| <b>RHR</b> | Right Handed Reverse | See page 163 |
| <b>LHR</b> | Left Handed Reverse  | See page 163 |

**10. - 12. No Selection Required**

**13. Select Door Thickness**

|                    |  |              |
|--------------------|--|--------------|
| <b>134</b>         | 1-3/4"   | See page 163 |
| <b>Example 178</b> | 1-7/8" to 2-3/4", (Specify in 1/8" increments) | See page 163 |

**14. Select Options**

|            |                       |              |
|------------|-----------------------|--------------|
| <b>BAA</b> | BAA Compliant Product | See page 163 |
|------------|-----------------------|--------------|

BAA compliant products must have the cover letter on page 311 included with the order. Failure to use this cover letter will result in the customer receiving non-BAA compliant product with no recourse for an RMA or refund. BAA compliant product requires a longer lead time, please contact customer service for details.

**AD-Series Exit Trim**

The AD993DT Non-Functioning “Dummy” Trim comes with a universal mounting plate and is compatible with the following exit devices:

**Von Duprin 98/99 and 98/99XP**

Rim, Concealed Vertical Rod (metal door only), Concealed Vertical Cable (metal door only), Surface Vertical Rod, Mortise. Low current Request-to-Exit Switch optional for future network migration.

**Von Duprin 22/22F**

Rim, Surface Vertical Rod

**Falcon 25 - Rim**

**Sargent 80 Series** (Narrow design & reversible rim exits not compatible) - Rim

**Corbin Russwin 5000 Series - Rim**

**Yale 7000 - Rim**

**Dorma 9300 - Rim**

**Precision 21 - Rim** (2100 converts to 21 with Precision’s BP21 Kit)

Accessories available, see pages 126-129. Accessories include Panel Interface Mobile (PIM400) Decorative Plates, Handheld Device, etc. Credentials available, see pages 26-31.

| Product ID  | Product Description              | Product Specification  | Price        |
|---|----------------------------------|--|--------------|
| <b>Handheld Device</b>                                      |                                  |  |              |
| <b>HHD KIT-USB</b>  | Handheld Device Kit              | Includes Handheld Device pre-loaded with SUS Application, and HHD-USB Cable. Used to initialize, manage, and test AD and CO Series devices | See page 166 |
| <b>HH-USB</b>   | USB Replacement Cable            | Used to connect Handheld Device to USB locks and accessories.  | See page 166 |
| <b>Handheld Device Accessories (Legacy Product Support)</b> |                                  |  |              |
| <b>HH-2PIN SERIAL</b>                                       | Serial Cable                     | Used to connect current model HHD (BM170) directly to legacy serial products without the need of a CIP                                     | See page 166 |
| <b>HH-SERIAL</b>  | Serial Cable *                   | Used to connect previous model HHD (BM150) with CIP to program serial products.  | See page 166 |
| <b>PIMWA-CV</b>   | Null Converter                   | Used to connect Handheld Device to WA Series PIM, using HH-SERIAL Serial Cable. (compatible to current and previous model HHDs)            | See page 166 |
| <b>P512112</b>  | Computer Interface Module (CIP)* | Used to program serial products using HH-SERIAL Serial Cable.  | See page 166 |
| <b>P101203</b>  | CIP with iButton Reader*         | Used to program serial products using HH-SERIAL Serial Cable.  | See page 166 |

\* Not compatible to current HHD (BM170)

### Reader Modules - (Select by Technology) - (Please specify FINISH - Example: KP-626)

|            |   |              |
|------------|---|--------------|
| <b>KP</b>  | Keypad Only Reader Module   | See page 166 |
| <b>MG</b>  | Magnetic Stripe (Insert) Reader Module - (Track 1, 2, or 3)                               | See page 166 |
| <b>MGK</b> | Magnetic Stripe (Insert) with Keypad Reader Module - (Track 1, 2, or 3)                   | See page 166 |
| <b>MS</b>  | Magnetic Stripe (Swipe) Reader Module - (Track 1, 2, or 3)                                | See page 166 |
| <b>MSK</b> | Magnetic Stripe (Swipe) with Keypad Reader Module - (Track 1, 2, or 3)                    | See page 166 |
| <b>MT</b>  | Multi-Technology Reader Module - (125 kHz Proximity and 13.56 MHz Smart)                  | See page 166 |
| <b>MTK</b> | Multi-Technology with Keypad Reader Module - (125 kHz Proximity and 13.56 MHz Smart)      | See page 166 |
| <b>SI</b>  | Smart Technology iClass Compatible Reader   | See page 166 |
| <b>SIK</b> | Smart Technology iClass Compatible Reader + Keypad  | See page 166 |
| <b>FMK</b> | FIPS Multi-Technology with Keypad Reader Module - (125 kHz Proximity and 13.56 MHz Smart) | See page 166 |
| <b>DT</b>  | Dummy Trim Reader Cover   | See page 166 |

### Reader Module Accessories

|               |                                |              |
|---------------|--------------------------------|--------------|
| <b>510310</b> | Magnetic Stripe Cleaning Cards | See page 166 |
|---------------|--------------------------------|--------------|

### Communication Module Kits - (Please specify FINISH - Example: COM200C-626)

|                  |   |   |              |
|------------------|---|---|--------------|
| <b>COM200C</b>   | AD-200/AD-250 Offline Communication Kit (Cover)   | Classroom/Storeroom Functions (Cylindrical and Exit Chassis)  | See page 166 |
| <b>COM200L◆</b>  | AD-200/AD-250 Offline Communication Kit (Cover with Indicator Lens)                     | Privacy/Apartment Functions (Mortise Deadbolt Chassis)  | See page 166 |
| <b>COM200P◆</b>  | AD-200/AD-250 Offline Communication Kit (Cover with Push Button)                        | Privacy/Apartment/Office Functions (Cylindrical and Mortise Chassis)  | See page 166 |
| <b>COM300L◆■</b> | AD-300 Hardwired Communication Kit (Cover with Indicator Lens, RS485 Communication PCB) | Classroom/Storeroom Functions (Cylindrical, Mortise and Exit Chassis)<br>Privacy/Apartment Functions (Mortise Deadbolt Chassis) | See page 166 |
| <b>COM300P◆■</b> | AD-300 Hardwired Communication Kit (Cover with Push Button, RS485 Communication PCB)    | Privacy/Apartment/Office Functions (Cylindrical and Mortise Chassis)  | See page 166 |
| <b>COM400L◆■</b> | AD-400 Wireless Communication Kit (Cover with Indicator Lens, 900MHz Communication PCB) | Classroom/Storeroom Functions (Cylindrical, Mortise and Exit Chassis)<br>Privacy/Apartment Functions (Mortise Deadbolt Chassis) | See page 166 |
| <b>COM400P◆■</b> | AD-400 Wireless Communication Kit (Cover with Push Button, 900MHz Communication PCB)    | Privacy/Apartment/Office Functions (Cylindrical and Mortise Chassis)  | See page 166 |

◆ Must order and install Door Position Switch #46929121 for proper operation

■ Must order and install Pigtail Exit Adapter #23536774 for RX-LC switch if retrofitting AD-200-993 to AD-300-993 or AD-400-993

|                  | Class           | Chassis | Type             | Classroom/<br>Storeroom (70) | Office<br>(50) | Apartment<br>(60) | Privacy<br>(40) |
|------------------|-----------------|---------|------------------|------------------------------|----------------|-------------------|-----------------|
| <b>OFFLINE</b>   | AD-200 & AD-250 | CY      | Cylindrical      | COM200C                      | COM200P        | COM200P           | COM200P         |
|                  | AD-200 & AD-250 | MS      | Mortise          | COM200C                      | COM200P        | COM200P           | COM200P         |
|                  | AD-200 & AD-250 | MD      | Mortise Deadbolt | N/A                          | N/A            | COM200L           | COM200L         |
|                  | AD-200 & AD-250 | 993     | Exit Trim        | COM200C                      | N/A            | N/A               | N/A             |
| <b>NETWORKED</b> | AD-300          | CY      | Cylindrical      | COM300L                      | COM300P        | COM300P           | COM300P         |
|                  | AD-300          | MS      | Mortise          | COM300L                      | COM300P        | COM300P           | COM300P         |
|                  | AD-300          | MD      | Mortise Deadbolt | N/A                          | N/A            | COM300L           | COM300L         |
|                  | AD-300          | 993     | Exit Trim        | COM300L                      | N/A            | N/A               | N/A             |
|                  | AD-400          | CY      | Cylindrical      | COM400L                      | COM400P        | COM400P           | COM400P         |
|                  | AD-400          | MS      | Mortise          | COM400L                      | COM400P        | COM400P           | COM400P         |
|                  | AD-400          | MD      | Mortise Deadbolt | N/A                          | N/A            | COM400L           | COM400L         |
|                  | AD-400          | 993     | Exit Trim        | COM400L                      | N/A            | N/A               | N/A             |

Suffixes: C= Cover L= LED Only P= Pushbutton

Note: Connections other than Wiegand or Clock & Data may incur additional fee. Consult access control provider for details.

Pricing/product description subject to change without notice.

| Product ID | Product Description | Price |
|------------|---------------------|-------|
|------------|---------------------|-------|

**Door Position Switch**

|          |                      |              |
|----------|----------------------|--------------|
| 46929121 | Door Position Switch | See page 226 |
|----------|----------------------|--------------|

**Battery Cover - (Select by Battery Quantity) - (Please specify FINISH - Example: 4C-626)**

|               |                                |              |
|---------------|--------------------------------|--------------|
| 4C (46929071) | 4AA Battery Cover (with Screw) | See page 227 |
|---------------|--------------------------------|--------------|

|               |                                |              |
|---------------|--------------------------------|--------------|
| 8C (46929105) | 8AA Battery Cover (with Screw) | See page 227 |
|---------------|--------------------------------|--------------|

**Battery Holder & Cover Kit - (Select by Battery Quantity) - (Please specify FINISH - Example: 4B-626)**

|               |  |              |
|---------------|--|--------------|
| 4B (46929055) | 4AA Battery Holder & Cover Kit (Includes 4AA Battery Holder with Cable, 4AA Battery Strap, Battery Strap Screws, 4AA Battery Cover, Cover Screw, Torx Cover Screw) | See page 227 |
|---------------|--|--------------|

|               |   |              |
|---------------|---|--------------|
| 8B (46929089) | 8AA Battery Holder & Cover Kit (Includes 8AA Battery Holder with Cable, 8AA Battery Strap, Battery Strap Screws, 8AA Battery Cover, Cover Screw, Torx Cover Screw, Mylar) | See page 227 |
|---------------|---|--------------|

**Torx Tamper Screw Pack - (Select by Chassis Type) - (Please specify FINISH - Example: 23538812-626)**

| Cylindrical |                        |              |
|-------------|------------------------|--------------|
| 23538812    | Torx Tamper Screw Pack | See page 227 |

| Mortise  |                        |              |
|----------|------------------------|--------------|
| 23538820 | Torx Tamper Screw Pack | See page 227 |

| Exit     |                        |              |
|----------|------------------------|--------------|
| 23538838 | Torx Tamper Screw Pack | See page 227 |

**Decorative Plate - (Select by Size) - (Please specify FINISH - Example: 23760283-626)**

|          |   |              |
|----------|---|--------------|
| 23631823 | 1.5" x 3.25" x .105" Decorative Plate (with Screws) - (Exit Trim) | See page 226 |
|----------|---|--------------|

|          |  |              |
|----------|--|--------------|
| 23760267 | 1.7" x 3.5" x .075" Decorative Plate (with Screws) | See page 226 |
|----------|--|--------------|

|          |  |              |
|----------|--|--------------|
| 23760283 | 3.2" x 3.5" x .075" Decorative Plate (with Screws) | See page 226 |
|----------|--|--------------|

|          |  |              |
|----------|--|--------------|
| 23760317 | 6.0" x 3.5" x .075" Decorative Plate (with Screws) | See page 226 |
|----------|--|--------------|

|          |  |              |
|----------|--|--------------|
| 23760325 | 6.6" x 3.5" x .075" Decorative Plate (with Screws) | See page 226 |
|----------|--|--------------|

|          |  |              |
|----------|--|--------------|
| 23760309 | 8.0" x 3.5" x .075" Decorative Plate (with Screws) | See page 226 |
|----------|--|--------------|

|          |  |              |
|----------|--|--------------|
| 23760291 | 8.0" x 3.5" x .075" Decorative Plate (with Screws and Welded Standoff) | See page 226 |
|----------|--|--------------|

|           |  |              |
|-----------|--|--------------|
| 23760259* | 10.5" x 3.5" x .075" Decorative Plate (no Screws necessary) - (Under Lock) | See page 226 |
|-----------|--|--------------|

|           |  |              |
|-----------|--|--------------|
| 23760275* | 12.0" x 3.5" x .075" Decorative Plate (no Screws necessary) - (Under Lock) | See page 226 |
|-----------|--|--------------|

\*Please consider overall Door Thickness when ordering

**Note:** Single Decorative Plate. Interior and Exterior Decorative Plates may be required.

**Note:** Decorative Plates may have multiple applications. Please refer to AD-Series Retrofit Template Overlay guide at [www.schlage.com/support](http://www.schlage.com/support) for more information.

Available Finishes: 626 Satin Chrome Standard. Please consult Customer Care for 605 Bright Brass or 643E Aged Bronze.

**Shim Plates**

|          |  |              |
|----------|--|--------------|
| 23458607 | Interior Shim Plate - (for AD-200/250/300) | See page 226 |
|----------|--|--------------|

|          |                                    |              |
|----------|------------------------------------|--------------|
| 23458565 | Interior Shim Plate - (for AD-400) | See page 226 |
|----------|------------------------------------|--------------|

|          |                     |              |
|----------|---------------------|--------------|
| 23458599 | Exterior Shim Plate | See page 226 |
|----------|---------------------|--------------|

**Note:** Device is 0.063" thick

**Wood Mounts**

|        |                             |              |
|--------|-----------------------------|--------------|
| 44-169 | AD-Series Cylindrical Mount | See page 167 |
|--------|-----------------------------|--------------|

|          |                         |              |
|----------|-------------------------|--------------|
| 23740251 | AD-Series Mortise Mount | See page 167 |
|----------|-------------------------|--------------|

|          |                                       |              |
|----------|---------------------------------------|--------------|
| 23740269 | AD-Series & CO Series Exit Trim Mount | See page 167 |
|----------|---------------------------------------|--------------|

**Installation Tools**

|        |                 |              |
|--------|-----------------|--------------|
| 40-286 | Universal Clamp | See page 167 |
|--------|-----------------|--------------|

|        |  |              |
|--------|--|--------------|
| 40-288 | AD Series cylindrical lock installation template | See page 167 |
|--------|--|--------------|

|        |  |              |
|--------|--|--------------|
| 40-292 | Universal cylindrical door position switch (DPS) installation template | See page 167 |
|--------|--|--------------|

|        |  |              |
|--------|--|--------------|
| 40-287 | AD Series mortise lock installation template | See page 167 |
|--------|--|--------------|

|        |  |              |
|--------|--|--------------|
| 40-291 | Universal mortise door position switch (DPS) installation template | See page 167 |
|--------|--|--------------|

|          |  |              |
|----------|--|--------------|
| IRDORCOR | 3/8" Door Coring Fixture (Cores 3/8" bore in door from hinge side to lock) | See page 167 |
|----------|--|--------------|

**Note:** The universal clamp above is necessary when using the remaining products to ensure hole placement accuracy. The "Universal" (Clamp & DPS) products are for use in all CO, AD and LE product installations.

# AD-Series Networked Accessories



AD-SERIES

Networked

Standalone

| Product ID                              | Product Description                       | Product Specification  | Price           |
|---|---|--|-----------------|
| <b>AD-300/302 Hardwired Accessories</b> |   |  |                 |
| <b>Panel Interface Board</b>            |   |  |                 |
| <b>PIB300-2D*</b>                       | Panel Interface Board (supports 2 doors)  | Supports up to two AD-300 Locks. Wiegand or Clock & Data output. Includes Weatherproof Enclosure (7.1" x 7.1"), RS485 input. Requires 12 or 24 VDC Power Supply.         | <b>\$514.00</b> |
| <b>RLBD</b>                             | Relay Board (for PIB300-2D or PIM400-TD2) | Optionally used with PIM300-2D or PIM400-TD2 to simplify installation with Access Control Panels that require relays. Configurable for Normally Open or Normally Closed. | <b>\$261.00</b> |

## Miscellaneous

|               |                   |            |                 |
|---------------|-------------------|------------|-----------------|
| <b>798-12</b> | Armored Door Cord | 12" x 1/2" | <b>\$78.90</b>  |
| <b>798-18</b> | Armored Door Cord | 18" x 1/2" | <b>\$100.00</b> |

## AD-400/402 Wireless Accessories

|                               |   |  |                 |
|-------------------------------|---|--|-----------------|
| <b>Panel Interface Module</b> |   |  |                 |
| <b>PIM400-TD2*</b>            | Panel Interface Module (supports 2 doors) | Wiegand or Clock & Data output. Includes Weatherproof Enclosure (7.1" x 7.1"), Internal Antenna with ability to add Remote Antenna. Requires 12 or 24 VDC power supply. Relay Board sold separately. | <b>\$905.00</b> |
| <b>RLBD</b>                   | Relay Board (for PIB300-2D or PIM400-TD2) | Optionally used with PIM300-2D or PIM400-TD2 to simplify installation with Access Control Panels that require relays. Configurable for Normally Open or Normally Closed.                             | <b>\$261.00</b> |

## Wireless Portable Readers

|                   |   |  |                   |
|-------------------|---|--|-------------------|
| <b>WPR400-DT</b>  | Wireless Portable Signal Tester (with Dummy Trim Reader Cover)  | Handheld, battery-operated signal tester with non-functioning Dummy Trim Reader Cover.             | <b>\$1,385.00</b> |
| <b>WPR400-KP</b>  | Wireless Portable Reader (with Keypad Only Reader Module)   | Handheld, battery-operated unit with Keypad Only Reader Module.                                    | <b>\$1,908.00</b> |
| <b>WPR400-MG</b>  | Wireless Portable Reader (with Magnetic Stripe (Insert) Reader Module)  | Handheld, battery-operated unit with Magnetic Stripe (Insert) Reader Module.                       | <b>\$2,021.00</b> |
| <b>WPR400-MGK</b> | Wireless Portable Reader (with Magnetic Stripe (Insert) with Keypad Reader Module)  | Handheld, battery-operated unit with Magnetic Stripe (Insert) with Keypad Reader Module.           | <b>\$2,096.00</b> |
| <b>WPR400-MS</b>  | Wireless Portable Reader (with Magnetic Stripe (Swipe) Reader Module)   | Handheld, battery-operated unit with Magnetic Stripe (Swipe) Reader Module.                        | <b>\$2,012.00</b> |
| <b>WPR400-MSK</b> | Wireless Portable Reader (with Magnetic Stripe (Swipe) with Keypad Reader Module)   | Handheld, battery-operated unit with Magnetic Stripe (Swipe) with Keypad Reader Module.            | <b>\$2,080.00</b> |
| <b>WPR400-MT</b>  | Wireless Portable Reader (with Multi-Technology Reader Module)  | Handheld, battery-operated unit with Multi-Technology Reader Module.                               | <b>\$2,114.00</b> |
| <b>WPR400-MTK</b> | Wireless Portable Reader (with Multi-Technology with Keypad Reader Module)  | Handheld, battery-operated unit with Multi-Technology with Keypad Reader Module.                   | <b>\$2,181.00</b> |
| <b>WPR400-SI</b>  | Wireless Portable Reader (with Smart-Technology iClass Reader Module)   | Handheld, battery-operated unit with Smart-Technology iClass Compatible Reader Module.             | <b>\$2,151.00</b> |
| <b>WPR400-SIK</b> | Wireless Portable Reader (with Smart-Technology iClass Keypad Reader Module)  | Handheld, battery-operated unit with Smart-Technology iClass Compatible with Keypad Reader Module. | <b>\$2,215.00</b> |
| <b>WPR402-FMK</b> | Wireless Portable Reader (with FIPS Multi-Technology with Keypad Reader Module)   | Handheld, battery-operated unit with FIPS Multi-Technology with Keypad Reader Module.              | <b>\$2,394.00</b> |
| <b>24885600</b>   | WPR400/TK400 Battery Conversion Kit (includes 8AA Batteries, 8AA Battery Holder with appropriate mounting hardware pre-mounted in a new base) | Converts from the Proprietary battery pack to 8 Off-the-Shelf AA batteries                         | <b>\$103.00</b>   |

**Note:** Connections other than Wiegand or Clock & Data may incur additional fee. Consult access control provider for details.

\* For BAA compliant PIB300-2D or PIM400-TD2 add \$25.00. Use suffix BAA.

BAA compliant products must have the cover letter On page 311 included with the order. Failure to use this cover letter will result in the customer receiving non-BAA compliant product with no recourse for an RMA or refund. BAA compliant product requires a longer lead time, please contact customer service for details.

Pricing/product description subject to change without notice.



| Product ID                                     | Product Description  | Product Specification   | Price             |
|--|--|---|-------------------|
| <b>AD-400 Wireless Accessories (continued)</b> |  |   |                   |
| <b>Control Kits</b>                            |  |   |                   |
| <b>ECK400</b>                                  | Elevator Control Kit   | Includes WRI400, PIM400-TD2, ANT400-REM-I/O, 12 VDC Power Supply.   | <b>\$3,010.00</b> |
| <b>GCK400</b>                                  | Gate Control Kit   | Includes WRI400, PIM400-TD2, ANT400-REM-I/O, MGB+MCA5, 12 VDC Power Supply.   | <b>\$3,145.00</b> |
| <b>Wireless Reader Interface - (Outdoor)</b>   |  |   |                   |
| <b>WRI400</b>                                  | Outdoor Wireless Reader Interface                              | Compatible with Wiegand or Clock & Data. Includes Weatherproof Enclosure, inputs for two parallel readers. Requires 12 or 24 VDC power supply.  | <b>\$1,066.00</b> |
| <b>Wireless Test Kit</b>                       |  |   |                   |
| <b>TK400</b>                                   | Wireless Test Kit  | Pre-Installed Test Kit; Complete with WPR400-DT, PIM400-TD2, 593PI Power Supply, Charger, Carrying Case.  | <b>\$1,772.00</b> |
| <b>Wireless Repeater Kit</b>                   |  |   |                   |
| <b>REPTR400</b>                                | Wireless Repeater Kit  | Complete with PIM400-TD2 and WRI400.  | <b>\$1,970.00</b> |
| <b>Remote Antennas</b>                         |  |   |                   |
| <b>ANT400-REM-I/O</b>                          | Omni-Directional Remote Indoor/Outdoor Antenna Module          | Includes Antenna, 15' Coax, Coax Whip, Articulated Wall/Post Mounting Hardware. For indoor use with PIM400 and/or WRI400. Requires MGB+MCA5 Antenna Grounding Kit for outdoor applications. | <b>\$581.00</b>   |
| <b>ANT400-REM-I/O+6DB</b>                      | Directional Remote Indoor/Outdoor Antenna Module with 6dB Gain | Includes Antenna, 15' Coax, Coax Whip, Articulated Wall/Post Mounting Hardware. For indoor use with PIM400 and/or WRI400. Requires MGB+MCA5 Antenna Grounding Kit for outdoor applications. | <b>\$561.00</b>   |
| <b>ANT400-REM-CEILING</b>                      | Omni-Directional Remote Indoor/Outdoor Antenna Module          | Includes Antenna, 15' Coax, Coax Whip. For indoor use with PIM400 and/or WRI400.  | <b>\$427.00</b>   |
| <b>ANT400-REM-HALL</b>                         | Bi-Directional Remote Indoor Antenna Module                    | Includes Antenna, 15' Coax, Coax Whip. For indoor use with PIM400 and/or WRI400.  | <b>\$609.00</b>   |
| <b>Antenna Grounding Kit</b>                   |  |   |                   |
| <b>MGB+MCA5</b>                                | Antenna Grounding Kit (for outdoor mounting)                   | May be used with ANT400-REM-I/O, ANT400-REM-I/O+6DB, ANT400-REM-CEILING, ANT400-REM-HALL.   | <b>\$201.00</b>   |
| <b>Power Supply</b>                            |  |   |                   |
| <b>593PI-12DC</b>                              | 120 VAC to 12 VDC Power Supply                                 | Used to power PIM-TD2, PIM-TD4, PIM-EXP, WRI-OTD-12 VDC, and WRI-IN-12 VDC as well as PIM400 and WRI400.  | <b>\$125.00</b>   |

**Note:** Connections other than Wiegand or Clock & Data may incur additional fee. Consult access control provider for details.



|   |            |
|---|------------|
| <b>AD-SERIES STANDALONE - TABLE OF CONTENTS</b>                     |            |
| <b>HOW TO ORDER</b>   | <b>132</b> |
| <b>AD-SERIES STANDALONE LOCKS &amp; DEVICES OVERVIEW</b>            | <b>133</b> |
| <b>AD-200 STANDALONE HARDWIRED</b>                                  | <b>144</b> |
| Cylindrical   | 144        |
| Mortise/Mortise Deadbolt  | 146        |
| Exit Trim   | 148        |
| <b>AD-201 STANDALONE HARDWIRED (FIPS COMPLIANT); RIGHTS ON LOCK</b> | <b>150</b> |
| Cylindrical   | 150        |
| Mortise/Mortise Deadbolt  | 152        |
| Exit Trim   | 154        |
| <b>AD-250 STANDALONE, RIGHT ON CARD</b>                             | <b>156</b> |
| Cylindrical   | 156        |
| Mortise/Mortise Deadbolt  | 158        |
| Exit Trim   | 160        |
| <b>AD-SERIES 993 NON-FUNCTIONING “DUMMY” TRIM</b>                   | <b>162</b> |
| <b>CT5000 OFFLINE CONTROLLERS</b>                                   | <b>164</b> |
| <b>AD SERIES STANDALONE ACCESSORIES</b>                             | <b>166</b> |

**CONTACT INFORMATION FOR AD-SERIES STANDALONE LOCKS & DEVICES**

Payment Address: Schlage Electronic Security  
 15934 Collections Center Drive  
 Chicago, IL 60693

|   |   |
|---|---|
| <b>877-671-7011</b>   |   |
| <b>Customer Service:</b>  | <b>Technical Support:</b>   |
| Order Status, Credit Returns of Non-Defective Products, General Sales Questions | Technical Questions/Issues, Returns of Defective Products, Repairs                |
| Email Orders To:<br>Order_Entry_Schlage_Commercial@allegion.com                 | Contact For Technical Assistance:<br>Electronic_Lock_TechProdSupport@allegion.com |

*For AD-Series Standalone Locks & Devices Warranty Information please see pages 10-13.*

**Pricing/product description subject to change without notice.**

### How to Order:

#### REQUIRED FIELDS

#### FACTORY DEFAULT AND OPTIONS

AD – 200 – CY – 70 – MG – SPA – 626 – PD – SI23 – RH – 4B – 13-247 – 10-025 – 1-3/4 – BAA

**1. Series**

**2. Class**

- 200 Rights on Lock
- 201 FIPS Compliant
- 250 Rights on Magnetic Card

**3. Chassis:**

- CY Cylindrical
- MS Mortise
- MD Mortise Deadbolt
- 993R Exit Trim – Rim/CVR/CVC
- 993S Exit Trim – SVR
- 993M Exit Trim – Mortise
- 993DT "Dummy" Exit Trim

**4. Function:**

- 70 Classroom/Storeroom
- 50 Office
- 40 Privacy
- 60 Apartment

**5. Reader:**

- KP Keypad
- MGK Magnetic Stripe + Keypad (Insert)
- MG Magnetic Stripe (Insert)
- MSK Magnetic Stripe + Keypad (Swipe)
- MS Magnetic Stripe (Swipe)
- MTK Multi-Technology + Keypad
- MT Multi-Technology
- FMK FIPS 201-2 Compliant Multi-Technology + Keypad

**6. Lever: △**

- SPA Sparta                      ATH Athens
- RHO Rhodes                    TLR Tubular

△ To add tactile warning, use prefix 8. Example 8SPA

**7. Finish:**

- 626 Satin Chrome
- 605 Bright Brass
- 606 Satin Brass
- 612 Satin Bronze
- 619 Satin Nickel
- 625 Bright Chrome
- 643e Aged Bronze
- 626AM Satin Chrome (Antimicrobial Coating)

**8. Cylinder Type:**

- PD Schlage 6-pin Full Cylinder
- For options see individual Class/Chassis page

**9. Keyway Type:**

- SI23 Everest 29
- For options see individual Class/Chassis page

**10. Handing:**

- RH Right Handed
- LH Left Handed
- RHR Right Handed Reverse
- LHR Left Handed Reverse

**11. Battery Holder:**

- 4B - 4AA Battery Kit                      8B - 8AA Battery Kit

**12. Backset and Latch or Armor Front:**

- 13-247 2-3/4" Backset, Deadlatch, Square Corner, 1-1/8" x 2-1/4" (Standard on CY Chassis)
  - 09-663 Armor Front, 1-1/4" Wide, Square Corner (Standard on MS Chassis)
- For options see individual Class/Chassis page

**13. Strike:**

- 10-025 1-3/16" Lip, ANSI, no box, 1-1/4" x 4-7/8" (Standard on CY Chassis)
  - 10-072 1-3/16" Lip, 1-1/4" x 4-7/8" square corner, box (Standard on MS Chassis)
- For options see individual Class/Chassis page

**14. Door Thickness:**

- 1-3/4" (Standard)
- For options see individual Class/Chassis page



**15. Additional Options**

Pricing/product description subject to change without notice.

## AD-Series Standalone Locks





With the AD-Series, one platform translates to an endless number of adaptable solutions. You can choose the features and functions that are right for the application today, and upgrade to meet your evolving needs in the future.

### Class

|               |   |   |
|---------------|---|---|
| <b>AD-200</b> | Standalone, User Rights on the Lock. Computer or Manually Programmable. Keypad, Multi-technology or Magnetic Stripe reader options available. |  |
| <b>AD-201</b> | FIPS 201-2 Compliant Standalone, User Rights on the Lock. Computer Programmable with FIPS 201-2 Compliant multi-technology reader.            |   |
| <b>AD-250</b> | Standalone, user rights on magnetic stripe card. Computer programmable. Magnetic stripe or magnetic stripe + keypad reader options available  |  |

**Note:** 1. AD-Series locks are upgradable from standalone to networked by applying a communication module available in the accessories section and new firmware available on [www.schlage.com/support](http://www.schlage.com/support).

### Chassis

|                             |  |   |
|-----------------------------|--|---|
| <b>CY: Cylindrical</b>      | Bored lock installed into a round hole in door                                       |    |
| <b>MS: Mortise</b>          | Lock case installed into a mortise rectangular "pocket" in the door                  |   |
| <b>MD: Mortise Deadbolt</b> | Mortise lock with built-in interconnected auxiliary deadbolt                         |  |
| <b>993R: Exit Trim</b>      | Rim/Concealed Vertical Rod* (CVR) & Concealed Vertical Cable* (CVC) *Metal door only |  |
| <b>993M: Exit Trim</b>      | Mortise  |   |
| <b>993S: Exit Trim</b>      | Surface Vertical Rod (SVR)   |   |
| <b>993DT: Exit Trim</b>     | Non-Functioning "Dummy" Exit Trim  |   |

**Note:** 2. Exit trim utilizes universal hardware to simplify installation to a variety of exit device. AD-Series networked locks require a request to exit switch, please see compatibility below.

### Exit Device Compatibility

Exit trim utilizes universal hardware to simplify installation to a variety of exit devices.

| Exit Device Compatibility |  | Rim | SVR | CVR/CVC | Mortise |
|---------------------------|--|-----|-----|---------|---------|
| Von Duprin                | 98/99 and 98/99XP                                  | ●   | ●   | ●*      | ●       |
| Von Duprin                | 22/22F   | ●   | ●   |         |         |
| Falcon                    | 25   | ●   |     |         |         |
| Corbin Russwin®           | 5000   | ●   |     |         |         |
| Precision™                | 21 (2100 converts to 21 with Precision's BP21 kit) | ●   |     |         |         |
| Yale®                     | 7000   | ●   |     |         |         |
| Dorma®                    | 9300   | ●   |     |         |         |
| Sargent®                  | 80   | ●†  |     |         |         |







● AD-200 and 250 Offline locks only. \* Metal door only. † Narrow design and reversible rim exits not compatible

Pricing/product description subject to change without notice.








Function

AD-200/201

AD-250

|                                       |   |  |   |
|---------------------------------------|---|--|---|
| <p><b>70: Classroom/Storeroom</b></p> | <p>Lockset is normally secure. Inside lever always allows free egress. Valid toggle credentials on the exterior may be used to change to a passage or secured status.</p>   | <p>No button</p>       | <p>No button</p>       |
| <p><b>50: Office</b></p>              | <p>Lockset is normally secure. Inside lever always allows free egress. Interior pushbutton on inside housing may be used to select a passage or secured status. Meets need for lockdown function for safety and security.<br/><b>NOTE:</b> Valid toggle credentials on the exterior may also be used to change status. Has interior pushbutton (IPB).</p>   |                        |                        |
| <p><b>40: Privacy</b></p>             | <p>Lockset is normally secure. Inside lever always allows free egress. Interior pushbutton on inside housing may be used to select a privacy status. The interior pushbutton will disable normal electronic access from the exterior. Opening the door or pressing the interior pushbutton a second time on the inside housing deactivates the privacy status. Has interior pushbutton (IPB).</p>   | <p>Privacy button</p>  | <p>Privacy button</p>  |
| <p><b>60: Apartment</b></p>           | <p>Lockset is normally secure. Inside lever always allows free egress. Interior-pushbutton on inside housing may be used to select a passage or secured status. Opening the door or pressing the interior pushbutton causes the lockset to toggle unsecured. While toggled unsecured, the lockset can only be secured while the door is closed by pressing the interior pushbutton or using a normal credential on the exterior. Normal electronic access from the exterior is always allowed. Has interior pushbutton.</p> |  |   |

**Reader**

|   |  |   |
|---|--|---|
| <p><b>KP: Keypad</b></p>                                    | <p>12 button design</p>  |    |
| <p><b>MGK: Magnetic Stripe + Keypad (Insert)</b></p>        |  |    |
| <p><b>MG: Magnetic Stripe (Insert)</b></p>                  |  |    |
| <p><b>MSK: Magnetic Stripe + Keypad (Swipe)</b></p>         | <p>Configurable to read the complete Track 1, 2 or 3.<br/>Available with and without 12 button keypad.</p>                           |    |
| <p><b>MS: Magnetic Stripe (Swipe)</b></p>                   |  |   |
| <p><b>MTK: Multi-Technology + Keypad</b></p>                |  |  |
| <p><b>FMK: FIPS Compliant Multi-Technology + Keypad</b></p> | <p>Single solution that reads 125 kHz proximity and 13.56 MHz smart credentials.<br/>Available with and without 12-button keypad</p> |   |
| <p><b>MT: Multi-Technology</b></p>                          |  |  |

- Notes:**
- 4. Please refer to AD-Series data sheets and solution sheets prior to ordering to verify credential compatibility.
  - 5. FMK reader now sold separately for field upgrades.
  - 6. Must specify finish when ordering reader separately. KP, MGK, MG, MSK & MS readers available in 626, 605, 606, 612, 619, 625 & 643e. MT, MTK & FMK readers are available in Grey (for 619, 626, 626AM & 625) and available in Brown (for 605, 606, 612 & 643e).

Pricing/product description subject to change without notice.

Lever

|            |           |  |  |
|------------|-----------|--|--|
| <b>RHO</b> | Rhodes    |  |  |
| <b>SPA</b> | Sparta    |  |  |
| <b>TLR</b> | Tubular   |  |  |
| <b>ATH</b> | Athens    |  |  |
| <b>BRW</b> | Broadway  |  |  |
| <b>BRK</b> | Boardwalk |  |  |
| <b>LAT</b> | Latitude  |  |  |
| <b>LON</b> | Longitude |  |  |

- Notes:**
- All lever designs are available in finishes 605, 606, 612, 619, 625, 626, 643E and 626AM.
  - SPA, TLR & ATH Meet California Fire Code for 1/2" or less return to the door.
  - Changing Lever Cylinder Compatibility on a device typically requires replacement of existing spring cage and tailpiece
  - To order tactile warning levers use 8AT for Athens, 8RO for Rhodes, 8SP for Sparta and 8TR for Tubular. Applied to exterior lever only unless otherwise specified. Not available with 643e finish.
  - AD Series, CO Series and ND Series levers may be interchangeable in some cases depending whether it is an interior or exterior lever, the type of chassis and the type of cylinder/ spring cage/ tail piece. Please consult the AD Series Parts guide for more information.

Finish

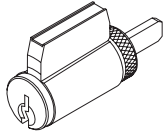
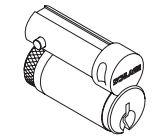

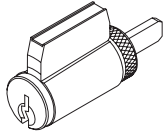

|              |                            |                                 |
|--------------|----------------------------|---------------------------------|
| <b>626</b>   | Satin Chrome               | BHMA # 626E, Government # US26D |
| <b>605</b>   | Bright Brass               | BHMA # 605E, Government # US3   |
| <b>606</b>   | Satin Brass                | BHMA # 606E, Government # US4   |
| <b>612</b>   | Satin Bronze               | BHMA # 612E, Government # US10  |
| <b>619</b>   | Satin Nickel               |                                 |
| <b>625</b>   | Bright Chrome              | BHMA # 625E, Government # US26  |
| <b>643e</b>  | Aged Bronze                |                                 |
| <b>626AM</b> | Satin Chrome Antimicrobial |                                 |

**Note:** 12. Please refer to the Electronic Access Control catalog or online product information at [us.allegion.com](http://us.allegion.com) to view each finish.

Pricing/product description subject to change without notice.



**Cylinder**

|              |  |   |            |
|--------------|--|---|------------|
| <b>P</b>     | With cylinder<br>Schlage- Everest 29 S123<br>6 Pin Key-in-Lever (KIL)<br>Keyed different as standard with two keys   |    |            |
| <b>L</b>     | Less cylinder<br>Schlage, Falcon<br>6 Pin Key-in-Lever (KIL)   |   |            |
| <b>R</b>     | With cylinder<br>Schlage- Everest 29 S123<br>6 Pin Full Size Interchangeable Core (FSIC)<br>Keyway one bitted as standard with two keys                                    |    |            |
| <b>J</b>     | Less cylinder<br>Schlage<br>6 Pin Full Size Interchangeable Core (FSIC)  |   |            |
| <b>G</b>     | With cylinder<br>Schlage Everest 29 R<br>7 Pin Small Format Interchangeable Core (SFIC)<br>Factory master keyed with two keys as standard, master keying must be specified |    |            |
| <b>B</b>     | Less cylinder<br>Schlage, Falcon, Competitive OEM's<br>7 Pin Small Format Interchangeable Core (SFIC)  |   |            |
| <b>L SAR</b> | Less cylinder<br>Sargent (10L+11L)<br>6 Pin Key-in-Lever (KIL)   |    |            |
| <b>LC06</b>  | Less cylinder<br>6 Pin Key-in-Lever (KIL)  |   |            |
| <b>JDSAR</b> | Less cylinder<br>Sargent 6300<br>6 Pin Full Size Interchangeable Core (FSIC)   |  |            |
| <b>JC06</b>  | Less cylinder<br>Corbin 8000<br>6 Pin Full Size Interchangeable Core (FSIC)  |   |            |
| <b>JC07</b>  | Less cylinder<br>Corbin 8000-7<br>7 Pin Full Size Interchangeable Core (FSIC)<br>(Only RHO, 8RO, SPA, 8SP, TLR, 8TR)   |   |            |
| <b>JMED</b>  | Less cylinder<br>Medeco 32*0201<br>6 Pin Full Size Interchangeable Core (FSIC)   |   |            |
| <b>JYA6</b>  | Less cylinder<br>Yale 1210 or Medeco 31*0100<br>6 Pin Full Size Interchangeable Core (FSIC)  |   |            |
| <b>JYA7</b>  | Less cylinder<br>Yale 1220<br>7 Pin Full Size Interchangeable Core (FSIC)  |   |            |
| <b>L FA7</b> | Less cylinder<br>Falcon<br>7 Pin Key-in-Lever (KIL)<br>(Only RHO, 8RO, SPA, 8SP lever styles)  |   |            |
|              |  |   | *Less Core |
|              |  |   | *Less Core |
|              |  |   | *Less Core |

- Notes:**
- 13. Competitor lever designs come in finishes 626 standard, and 605, 606, 612, 619, 625, 643e, and 626AM with extended lead-times.
  - 14. For P, R and G -Master Keyed cylinders can be specified and will be shipped in lock packaging.
  - 15. For Master Key System Summary form which should accompany the master keyed order, see pages 293-303.
  - 16. For Master Keying, additional line item 50-210 is required for Classic and Everest cylinders.
  - 17. Control Keys for installation/removal of interchangeable cores are not furnished and must be ordered separate.
  - 18. For additional assistance on Master Keying as well as restricted keyways please contact your local sales representative.
  - 19. Spring cages & tail pieces are different based on the type of cylinder and chassis selected. Please see the AD-Series parts guide for more information.
  - 20. The AD-Series accepts many popular models of standard, SFIC, and FSIC cylinders. Consult the Keyway/Cylinder compatibility datasheet (010432) for details. See pricebook for specific configurations.

**Key Systems Available Through Schlage**

|                                     |   |
|-------------------------------------|---|
| <b>Everest 29 S Keyway Family</b>   | Patent protected open keyways that are available in full size key in lever and full size interchangeable core (FSIC) formats. Patent protection through 2029.       |
| <b>Everest 29 T Keyway Family</b>   | Patent protected restricted keyways that are available in full size key in lever and full size interchangeable core (FSIC) formats. Patent protection through 2029. |
| <b>Everest D Keyway Family</b>      | Restricted keyways that are available in full size key in lever and full size interchangeable core (FSIC) formats.  |
| <b>Everest C Keyway Family</b>      | Open keyways that are available in full size key in lever and full size interchangeable core (FSIC) formats. R  |
| <b>Schlage Classic Open Keyways</b> | Classic (C/E/F): Open keyways available in key in lever and full size interchangeable core designs  |
| <b>Everest B Keyway Family</b>      | Restricted keyways that are available on small format interchangeable core (SFIC).  |
| <b>Everest 29 R Keyway Family</b>   | Patent protected restricted keyways that are available on small format interchangeable core (SFIC). Patent protection through 2029.                                 |

- Notes:** 21. Everest Restricted Keyways require a Letter of Authorization to be submitted with the order.  
 22. See sample Letter of Authorization page 305.  
 23. Full Size key systems (Everest 29 S & T, Everest C & D, Obverse & Quad) are available in Primus and Primus XP key system and must be ordered separately. Lock should be ordered less cylinder and Primus cylinder should be a separate line..  
 24. Contact your local RSO representative for assistance in determining which format and level of exclusivity best suits your needs.

**Handing**

|            |   |  |
|------------|---|--|
| <b>RH</b>  | Right Handed: Hinges on Right Opens Inward          |  |
| <b>LH</b>  | Left Handed: Hinges on left Opens Inward            |  |
| <b>RHR</b> | Right Handed Reverse: Hinges on Right Opens Outward |  |
| <b>LHR</b> | Left Handed Revers: Hinges on Left Opens Outward    |  |

- Notes:** 25. Exit trim 993 chassis available only with RHR or LHR option.  
 26. Handing is field reversible, but requires removal of the exterior escutcheon cover. Please see AD- Series installation instructions for details.

**Battery**

|           |                                  |  |
|-----------|----------------------------------|--|
| <b>4B</b> | 4AA Battery Holder and Cover Kit |  |
| <b>8B</b> | 8AA Battery Holder and Cover Kit |  |

- Notes:** 27. AD-Series locks use standard off the shelf AA batteries.

Pricing/product description subject to change without notice.

**Backset & Latchbolt (Cylindrical Chassis)**

|                      |   |   |
|----------------------|---|---|
| <p><b>13-247</b></p> | <p>2-3/4" Backset, Deadlatch, Square corner, 1-1/8" x 2-1/4"</p>  |    |
| <p><b>14-049</b></p> | <p>2-3/4" Backset, Deadlatch Anti-friction fire door latch, Square corner, 1-1/8" x 2-1/4", 3/4" throw</p>  |    |
| <p><b>14-051</b></p> | <p>2-3/8" Backset, Deadlatch Square corner, 1-1/8" x 2-1/4"</p>   |    |
| <p><b>14-050</b></p> | <p>3-3/4" Backset, Deadlatch Square corner, 1-1/8" x 2-1/4"</p>   |    |
| <p><b>43-001</b></p> | <p>5" Backset extension link, Deadlatch</p>   |  |
| <p><b>39-030</b></p> | <p>Rabbeted latch and strike kit, 605 and 626 only. Adapts square corner latch and 2-3/4" square corner strike to 1/2" rabbeted door and frame.</p> | <p>no image available</p>   |

**Mortise Lock Armor Front (Mortise/Mortise Deadbolt Chassis)**

|                      |   |  |
|----------------------|---|--|
| <p><b>09-663</b></p> | <p>1-1/4" Wide Square Corner, Latch for MS</p>                      |  |
| <p><b>09-669</b></p> | <p>1-1/16" Wide Square Corner, Latch, options for MS</p>            |  |
| <p><b>09-666</b></p> | <p>1-1/4" Wide Square Corner, Latch x Deadbolt for MD</p>           |  |
| <p><b>09-672</b></p> | <p>1-1/16" Wide Square Corner, Latch x Deadbolt, Options for MD</p> |  |

**Notes:** 28. For 1-3/4" thick doors, use wide armor front. For over 1-3/4" thick door extended equally (EE), use 1-1/4" wide armor front.  
 29. Available finishes are 605, 606, 612, 619, 625, and 626.  
 30. Images not shown to scale. Consult AD-Series Parts Guide for more information.

**Strike Plate (Cylindrical Chassis)**

|                     |  |                            |
|---------------------|--|----------------------------|
| <b>10-025</b>       | 1-3/16" Lip, ANSI, no box, 1-1/4" x 4-7/8",  |                            |
| <b>10-013</b>       | 1-1/8" Lip, Square Corner, T-strike, box, 1-1/8" - 2-3/4",<br>1-1/2" Lip available, must specify 1-1/2" Lip                                |                            |
| <b>10-016</b>       | 1-1/8" Lip, Square Corner, T-strike, deep box, fire door latch   |                            |
| <b>K510-066</b>     | Box for ANSI strike (Must be specific)   |                            |
| <b>10-072</b>       | 1-3/16" Lip, 1-1/4" x 4-7/8", Square Corner, box   |                            |
| <b>10-072</b>       | 7/8", 1", 1-1/2", 1-3/4", or 2" Lip, 1-1/4" x 4-7/8", Square Corner, box   |                            |
| <b>10-075</b>       | 1/2" Rabbeted, For 1-3/4" thick doors, use wide armor front. For over 1-3/4" thick door extended equally (EE) use 1-1/4" wide armor front. |                            |
| <b>37-015</b>       | Strike Frame Reinforcer, specify 37-015  |                            |
| <b>XL11-820</b>     | One hole for latching functions, RH & LHR doors Lip 1-3/16"  |                            |
| <b>XL11-821</b>     | One hole for latching functions, LH & RHR doors Lip 1-3/16"  |                            |
| <b>XQ07-351-134</b> | Strike, ANSI, No Box, 1-1/4" x 4-7/8", 1-3/4" Lip Length   | <b>Image not available</b> |
| <b>XQ03-494-134</b> | Strike, Square Corner, T-strike, Box, 1-1/8" x 2-3/4", 1-3/4" Lip  | <b>Image not available</b> |

**Note:** 33. XL11-820 & XL11-821 Extended lead time; contact customer service.

**Door Thickness**

|               |   |
|---------------|---|
| <b>1-3/4"</b> | 1-3/4"  |
| <b>1-3/8"</b> | 1-3/8" to 2-3/4", Shims included (Specify in 1/8" increments) |

- Notes:**
- 32. *Door Thickness Kits are available on page 226 to install a lock on a door that is thicker or thinner than 1-3/4". See AD-Series Parts guide for details. Locks cannot be installed on doors thicker than 2-3/4" or thinner than 1-3/8".*
  - 33. *Thin Door Shims are available on page 226 to install a lock on a door that is thinner than 1-3/4".*
  - 34. *Decorative Plates are used to cover exposed holes when retrofitting from existing locks to AD-Series locks. The size of plate required will vary based on the size and location of holes being covered. Retrofit information can be found at [www.schlage.com/support](http://www.schlage.com/support).*
  - 35. *If under the lock decorative plates are on both sides of device, then door will become 1/8" thicker. A Door Thickness Kit of an incremental 1/8" must be ordered to accommodate under the lock plates.*



## 1-4. Select Chassis/Function

|                      |                     |                   |
|----------------------|---------------------|-------------------|
| <b>AD-200-CY-70*</b> | Classroom/Storeroom | <b>\$1,902.00</b> |
| <b>AD-200-CY-50*</b> | Office              | <b>\$1,912.00</b> |
| <b>AD-200-CY-40</b>  | Privacy             | <b>\$1,912.00</b> |
| <b>AD-200-CY-60</b>  | Apartment           | <b>\$1,912.00</b> |

\* Less Door Position Switch, use suffix LDP. Deduct \$20.10



AD-200-CY-70-KP



MG



MGK



MS



MSK



MT/SI



MTK/SIK/FMK

## 5. Select Reader **Note:** Reflects list price adder to base keypad reader price of \$553.00.

|            |   |                        |
|------------|---|------------------------|
| <b>LLL</b> | Less Reader (For reader module accessories sold separately, See page 166) | <b>DEDUCT \$553.00</b> |
| <b>KP</b>  | Keypad  | <b>STANDARD</b>        |
| <b>MS</b>  | Magnetic Stripe (Swipe)   | <b>\$103.00</b>        |
| <b>MSK</b> | Magnetic Stripe (Swipe) + Keypad  | <b>\$171.00</b>        |
| <b>MG</b>  | Magnetic Stripe (Insert)  | <b>\$119.00</b>        |
| <b>MGK</b> | Magnetic Stripe (Insert) + Keypad   | <b>\$190.00</b>        |
| <b>MT</b>  | Multi-Technology   Proximity and Smart Card                               | <b>\$205.00</b>        |
| <b>MTK</b> | Multi-Technology + Keypad   Proximity and Smart Card                      | <b>\$272.00</b>        |

## 6. Select Lever\*

|                 |   |                       |
|-----------------|---|-----------------------|
| <b>LLL</b>      | Less interior and exterior levers   | <b>DEDUCT \$47.80</b> |
| <b>Standard</b> | SPA (Sparta), RHO (Rhodes), ATH (Athens), TLR (Tubular), BRW, (Broadway), | <b>N/C</b>            |
| <b>Options:</b> | BRK (Boardwalk), LAT (Latitude), LON (Longitude)                          |                       |

\* Tactile Warning use BAT for Athens, BRO for Rhodes, BSP for Sparta and BTR for Tubular. \$45.60 per lever. Applied to exterior lever only unless otherwise specified. Not available with 643e finish.

## 7. Select Finish

|              |                            |                 |
|--------------|----------------------------|-----------------|
| <b>626</b>   | Satin Chrome               | <b>N/C</b>      |
| <b>605</b>   | Bright Brass               | <b>\$143.00</b> |
| <b>606</b>   | Satin Brass                | <b>\$143.00</b> |
| <b>612</b>   | Satin Bronze               | <b>\$143.00</b> |
| <b>619</b>   | Satin Nickel               | <b>\$143.00</b> |
| <b>625</b>   | Bright Chrome              | <b>\$143.00</b> |
| <b>643e</b>  | Aged Bronze                | <b>\$143.00</b> |
| <b>626AM</b> | Satin Chrome Antimicrobial | <b>\$184.00</b> |

## 8. Select Cylinder Type

|              |  |                       |
|--------------|--|-----------------------|
| <b>P ● △</b> | With Cylinder, Schlage- (Everest 29 S123, 6 Pin KIL standard)                        | <b>N/C</b>            |
| <b>L</b>     | Less Cylinder, Schlage, Falcon, 6 Pin KIL  | <b>DEDUCT \$65.00</b> |
| <b>R ● □</b> | With Cylinder, Schlage 6-Pin (Everest 29 S123 standard) FSIC                         | <b>\$39.00</b>        |
| <b>J</b>     | Less Cylinder, Schlage, 6 Pin FSIC   | <b>DEDUCT \$36.00</b> |
| <b>G ● □</b> | With Cylinder, Schlage 7-Pin (Everest 29R standard) (factory master keyed only) SFIC | <b>\$87.00</b>        |
| <b>B</b>     | Less Cylinder, Schlage, Falcon, Competitive OEM's, 7 Pin (SFIC)                      | <b>N/C</b>            |
| <b>L SAR</b> | Less Cylinder, Sargent (10L + 11L), 6 Pin KIL  | <b>N/C</b>            |
| <b>L CO6</b> | Less Cylinder, Corbin, 6 Pin KIL (Only RHO, 8RO, SPA, 8SP lever styles)              | <b>N/C</b>            |
| <b>J SAR</b> | Less Cylinder, Sargent 6300, 6 Pin FSIC  | <b>N/C</b>            |
| <b>J CO6</b> | Less Cylinder, Corbin 8000, 6 Pin FSIC   | <b>N/C</b>            |
| <b>J CO7</b> | Less Cylinder, Corbin 8000-7, 7 Pin FSIC, (Only RHO, 8RO, SPA, 8SP, TLR and BTR)     | <b>N/C</b>            |
| <b>J MED</b> | Less Cylinder, Medeco 32*0201, 6 Pin FSIC (Only RHO, 8RO, SPA, 8SP lever styles)     | <b>N/C</b>            |
| <b>J YA6</b> | Less Cylinder, Yale 1210 or Medeco 31*0100, 6 Pin FSIC                               | <b>N/C</b>            |
| <b>J YA7</b> | Less Cylinder, Yale 1220, 7 Pin FSIC (Only RHO, 8RO, SPA, 8SP lever styles)          | <b>N/C</b>            |
| <b>L FA7</b> | Less Cylinder, Falcon, 7 Pin, KIL (Only RHO, 8RO, SPA, 8SP lever styles)             | <b>N/C</b>            |

● Master Keyed cylinders can be specified and will be shipped in lock packaging. For Master Keying System Summary form which should accompany the master keyed order, see page 293.

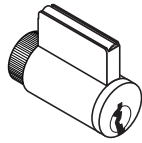
△ For Master Keying, additional line item 50-210 is required, \$20.70 each.

□ Control Keys for installation/removal of interchangeable cores are not furnished and must be ordered separate.

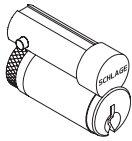
For additional assistance on Master Keying as well as restricted keyways please contact customer service.



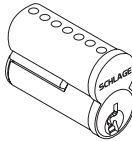
Full Cylinder  
PD LD LDSAR LDFA7



Full Size  
Interchangeable Core  
RD JD JD SAR JD CO6 JD YA6  
JD CO7



Small Format  
Interchangeable Core  
GD BD



**9. Select Keying Type**

| Open Keyway Families: KIL or FSIC <sup>2</sup>         |                                     |                 |
|--|-------------------------------------|-----------------|
| <b>S123</b>  | Everest 29 S (Key in Lever or FSIC) | <b>STANDARD</b> |
| <b>C123</b>  | Everest C                           | N/C             |
| <b>C/CE/E/EF/F/FG/G</b>                                | Classic Obverse                     | N/C             |
| Restricted Keyway Families: KIL or FSIC <sup>1,2</sup> |                                     |                 |
| <b>29 T</b>  | Everest 29 T                        | <b>\$18.00</b>  |
| <b>D</b>   | Everest D                           | <b>\$18.00</b>  |
| <b>Classic Restricted</b>                              | Quad, Numbered, Reverse             | <b>\$18.00</b>  |
| Restricted Keyway Families: SFIC <sup>3</sup>          |                                     |                 |
| <b>29 R</b>  | Everest 29 R                        | N/C             |
| <b>B</b>   | Everest B                           | N/C             |

<sup>1</sup> Everest Restricted Keyways require a Letter of Authorization to be submitted with the order. See sample Letter of Authorization, see page 305.

<sup>2</sup> Full Size key systems (Everest 29 S & T, Everest C & D, Obverse & Quad) are available in Primus and Primus XP key system and must be ordered separately. Lock should be ordered less cylinder and Primus cylinder should be a separate line.

<sup>3</sup> Master Keyed cylinders can be specified and will be shipped in lock packaging. For Master Keying System Summary form which should accompany the master keyed order, see page 293.

**10. Select Handing (Field Reversible)**

|            |                      |     |
|------------|----------------------|-----|
| <b>RH</b>  | Right Handed         | N/C |
| <b>LH</b>  | Left Handed          | N/C |
| <b>RHR</b> | Right Handed Reverse | N/C |
| <b>LHR</b> | Left Handed Reverse  | N/C |

**11. Select Battery**

|            |   |                       |
|------------|---|-----------------------|
| <b>LLL</b> | Less Battery Holder, Batteries, and Cover | <b>DEDUCT \$26.70</b> |
| <b>4B</b>  | 4AA Battery Kit                           | <b>STANDARD</b>       |
| <b>8B</b>  | 8AA Battery Kit                           | <b>\$40.20</b>        |

**12. Select Backset & Latchbolt**

|                |   |                       |
|----------------|---|-----------------------|
| <b>LLL</b>     | Less Latch  | <b>DEDUCT \$35.20</b> |
| <b>13-247</b>  | 2-3/4" Backset, Deadlatch, Square corner, 1-1/8" x 2-1/4"   | <b>STANDARD</b>       |
| <b>14-049</b>  | 2-3/4" Backset, Deadlatch Anti-friction fire door latch, Square corner, 1-1/8" x 2-1/4", 3/4" throw | <b>\$186.00</b>       |
| <b>14-051</b>  | 2-3/8" Backset, Deadlatch Square corner, 1-1/8" x 2-1/4"  | N/C                   |
| <b>14-050</b>  | 3-3/4" Backset, Deadlatch Square corner, 1-1/8" x 2-1/4"  | <b>\$11.00</b>        |
| <b>43-001</b>  | 5" Backset extension link, Deadlatch  | <b>\$34.10</b>        |
| <b>39-030*</b> | Rabbeted latch and strike kit, 605 and 626 only   | <b>\$59.80</b>        |

\* Adapts square corner latch and 2-3/4" square corner strike to 1/2" rabbeted door and frame.

**13. Select Strike Plate**

|                 |  |                      |
|-----------------|--|----------------------|
| <b>LLL</b>      | Less Strike Plate  | <b>DEDUCT \$4.60</b> |
| <b>10-025</b>   | 1-3/16" Lip, ANSI, no box, 1-1/14" x 4-7/8"                    | <b>STANDARD</b>      |
| <b>10-013*</b>  | 1-1/8" Lip, Square Corner, T-strike, box, 1-1/8" - 2-3/4"      | N/C                  |
| <b>10-016</b>   | 1-1/8" Lip, Square Corner, T-strike, deep box, fire door latch | <b>\$16.20</b>       |
| <b>K510-066</b> | Box for ANSI strike (Must be specific)                         | N/C                  |

\* 1-1/2" Lip available, must specify 1-1/2" Lip \$8.00

**14. Select Door Thickness**

|                    |   |                 |
|--------------------|---|-----------------|
| <b>134</b>         | 1-3/4"  | <b>STANDARD</b> |
| <b>Example 138</b> | 1-3/8" to 2-3/4", Shims included (Specify in 1/8" increments) | <b>\$60.70</b>  |

**15. Select Options**

|            |                       |                 |
|------------|-----------------------|-----------------|
| <b>BAA</b> | BAA Compliant Product | <b>\$118.00</b> |
|------------|-----------------------|-----------------|

BAA compliant products must have the cover letter on page 311 included with the order. Failure to use this cover letter will result in the customer receiving non-BAA compliant product with no recourse for an RMA or refund. BAA compliant product requires a longer lead time, please contact customer service for details.

Accessories available, see page 166-168.  
Accessories include Decorative Plates, Handheld Device, etc.  
Credentials available, see pages 26-31.

Pricing/product description subject to change without notice.

## 1-3. Select Chassis

|                  |                  |                   |
|------------------|------------------|-------------------|
| <b>AD-200-MS</b> | Mortise          | <b>\$2,185.00</b> |
| <b>AD-200-MD</b> | Mortise Deadbolt | <b>\$2,221.00</b> |



AD-200-MS-70-MG



KP



MGK



MS



MSK



MT/SI



MTK/SIK/FMK

## 4. Select Function **Note:** Locking function capabilities are determined by users access control system

|            |   |                 |
|------------|---|-----------------|
| <b>70*</b> | Classroom/Storeroom (Not available on mortise deadbolt) | <b>STANDARD</b> |
| <b>50*</b> | Office (Not available on mortise deadbolt)              | <b>\$10.00</b>  |
| <b>40</b>  | Privacy ■   | <b>\$10.00</b>  |
| <b>60</b>  | Apartment ■   | <b>\$10.00</b>  |

\* Less Door Position Switch, use suffix LDP. Deduct \$20.10

■ Inside Push Button (IPB) only included with Mortise (MS) chassis. Mortise deadbolt (MD) chassis comes with LED indicator only. \$10 charge does not apply to mortise deadbolt (MD) chassis.

## 5. Select Reader **Note:** Reflects list price adder to base keypad reader price of \$553.00.

|            |   |                        |
|------------|---|------------------------|
| <b>LLL</b> | Less Reader (For reader module accessories sold separately, See page 166) | <b>DEDUCT \$553.00</b> |
| <b>KP</b>  | Keypad  | <b>STANDARD</b>        |
| <b>MS</b>  | Magnetic Stripe (Swipe)   | <b>\$103.00</b>        |
| <b>MSK</b> | Magnetic Stripe (Swipe) + Keypad  | <b>\$171.00</b>        |
| <b>MG</b>  | Magnetic Stripe (Insert)  | <b>\$119.00</b>        |
| <b>MGK</b> | Magnetic Stripe (Insert) + Keypad   | <b>\$190.00</b>        |
| <b>MT</b>  | Multi-Technology   Proximity and Smart Card                               | <b>\$205.00</b>        |
| <b>MTK</b> | Multi-Technology + Keypad   Proximity and Smart Card                      | <b>\$272.00</b>        |

## 6. Select Lever\*

|                 |   |                       |
|-----------------|---|-----------------------|
| <b>LLL</b>      | Less interior and exterior levers   | <b>DEDUCT \$66.90</b> |
| <b>Standard</b> | SPA (Sparta), RHO (Rhodes), ATH (Athens), TLR (Tubular), BRW, (Broadway), | <b>N/C</b>            |
| <b>Options:</b> | BRK (Boardwalk), LAT (Latitude), LON (Longitude)                          |                       |

\* Tactile Warning use 8AT for Athens, 8RO for Rhodes, 8SP for Sparta and 8TR for Tubular. \$45.60 per lever. Applied to exterior lever only unless otherwise specified. Not available with 643e finish.

## 7. Select Finish

|              |                            |                 |
|--------------|----------------------------|-----------------|
| <b>626</b>   | Satin Chrome               | <b>N/C</b>      |
| <b>605</b>   | Bright Brass               | <b>\$143.00</b> |
| <b>606</b>   | Satin Brass                | <b>\$143.00</b> |
| <b>612</b>   | Satin Bronze               | <b>\$143.00</b> |
| <b>619</b>   | Satin Nickel               | <b>\$143.00</b> |
| <b>625</b>   | Bright Chrome              | <b>\$143.00</b> |
| <b>643e</b>  | Aged Bronze                | <b>\$143.00</b> |
| <b>626AM</b> | Satin Chrome Antimicrobial | <b>\$184.00</b> |

## 8. Select Cylinder Type

|              |  |                       |
|--------------|--|-----------------------|
| <b>P</b> ●△  | With Cylinder, Schlage- (Everest 29 S123, 6 Pin KIL standard)                        | <b>DEDUCT \$65.00</b> |
| <b>L</b>     | Less Cylinder, Schlage, Falcon, 6 Pin KIL  | <b>\$39.00</b>        |
| <b>R</b> ●□  | With Cylinder, Schlage 6-Pin (Everest 29 S123 standard) FSIC                         | <b>DEDUCT \$36.00</b> |
| <b>J</b>     | Less Cylinder, Schlage, 6 Pin FSIC   | <b>\$87.00</b>        |
| <b>G</b> ●□  | With Cylinder, Schlage 7-Pin (Everest 29R standard) (factory master keyed only) SFIC | <b>N/C</b>            |
| <b>B</b>     | Less Cylinder, Schlage, Falcon, Competitive OEM's, 7 Pin (SFIC)                      | <b>N/C</b>            |
| <b>L SAR</b> | Less Cylinder, Sargent (10L + 11L), 6 Pin KIL  | <b>N/C</b>            |
| <b>LC06</b>  | Less Cylinder, Corbin, 6 Pin KIL (Only RHO, 8RO, SPA, 8SP lever styles)              | <b>N/C</b>            |
| <b>JDSAR</b> | Less Cylinder, Sargent 6300, 6 Pin FSIC  | <b>N/C</b>            |
| <b>JCO6</b>  | Less Cylinder, Corbin 8000, 6 Pin FSIC   | <b>N/C</b>            |
| <b>JCO7</b>  | Less Cylinder, Corbin 8000-7, 7 Pin FSIC, (Only RHO, 8RO, SPA, 8SP, TLR and 8TR)     | <b>N/C</b>            |
| <b>JMED</b>  | Less Cylinder, Medeco 32*0201, 6 Pin FSIC (Only RHO, 8RO, SPA, 8SP lever styles)     | <b>N/C</b>            |
| <b>JYA6</b>  | Less Cylinder, Yale 1210 or Medeco 31*0100, 6 Pin FSIC                               | <b>N/C</b>            |
| <b>JYA7</b>  | Less Cylinder, Yale 1220, 7 Pin FSIC (Only RHO, 8RO, SPA, 8SP lever styles)          | <b>N/C</b>            |
| <b>LFA7</b>  | Less Cylinder, Falcon, 7 Pin, KIL (Only RHO, 8RO, SPA, 8SP lever styles)             | <b>N/C</b>            |

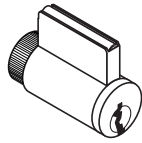
● Master Keyed cylinders can be specified and will be shipped in lock packaging. For Master Keying System Summary form which should accompany the master keyed order, see page 293.

△ For Master Keying, additional line item 50-210 is required, \$20.70 each.

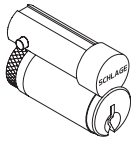
□ Control Keys for installation/removal of interchangeable cores are not furnished and must be ordered separate.

For additional assistance on Master Keying as well as restricted keyways please contact customer service.

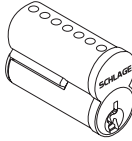
Full Cylinder  
PD LD LDSAR LDFA7



Full Size Interchangeable Core  
RD JD JD SAR JD CO6 JD YA6 JD CO7



Small Format Interchangeable Core  
GD BD



**9. Select Keying Type**

| Open Keyway Families: KIL or FSIC <sup>2</sup>         |                                     |                 |
|--|-------------------------------------|-----------------|
| <b>S123</b>  | Everest 29 S (Key in Lever or FSIC) | <b>STANDARD</b> |
| <b>C123</b>  | Everest C                           | <b>N/C</b>      |
| <b>C/CE/E/EF/F/FG/G</b>                                | Classic Obverse                     | <b>N/C</b>      |
| Restricted Keyway Families: KIL or FSIC <sup>1,2</sup> |                                     |                 |
| <b>29 T</b>  | Everest 29 T                        | <b>\$18.00</b>  |
| <b>D</b>   | Everest D                           | <b>\$18.00</b>  |
| <b>Classic Restricted</b>                              | Quad, Numbered, Reverse             | <b>\$18.00</b>  |
| Restricted Keyway Families: SFIC <sup>3</sup>          |                                     |                 |
| <b>29 R</b>  | Everest 29 R                        | <b>N/C</b>      |
| <b>B</b>   | Everest B                           | <b>N/C</b>      |

<sup>1</sup> Everest Restricted Keyways require a Letter of Authorization to be submitted with the order. See sample Letter of Authorization, see page 305.

<sup>2</sup> Full Size key systems (Everest 29 S & T, Everest C & D, Obverse & Quad) are available in Primus and Primus XP key system and must be ordered separately. Lock should be ordered less cylinder and Primus cylinder should be a separate line.

<sup>3</sup> Master Keyed cylinders can be specified and will be shipped in lock packaging. For Master Keying System Summary form which should accompany the master keyed order, see page 293.

**10. Select Handing (Field Reversible)**

|            |                      |            |
|------------|----------------------|------------|
| <b>RH</b>  | Right Handed         | <b>N/C</b> |
| <b>LH</b>  | Left Handed          | <b>N/C</b> |
| <b>RHR</b> | Right Handed Reverse | <b>N/C</b> |
| <b>LHR</b> | Left Handed Reverse  | <b>N/C</b> |

**11. Select Battery**

|            |   |                       |
|------------|---|-----------------------|
| <b>LLL</b> | Less Battery Holder, Batteries, and Cover | <b>DEDUCT \$26.70</b> |
| <b>4B</b>  | 4AA Battery Kit                           | <b>STANDARD</b>       |
| <b>8B</b>  | 8AA Battery Kit                           | <b>\$40.20</b>        |

**12. Select Mortise Lock Armor Front**

|               |  |                       |
|---------------|--|-----------------------|
| <b>LLL</b>    | Less Armor Front   | <b>DEDUCT \$17.30</b> |
| <b>09-663</b> | 1-1/4" Wide Square Corner, Latch for MS                      | <b>STANDARD</b>       |
| <b>09-669</b> | 1-1/16" Wide Square Corner, Latch, options for MS            | <b>N/C</b>            |
| <b>09-666</b> | 1-1/4" Wide Square Corner, Latch x Deadbolt for MD           | <b>STANDARD</b>       |
| <b>09-672</b> | 1-1/16" Wide Square Corner, Latch x Deadbolt, Options for MD | <b>N/C</b>            |

**13. Select Strike Plate**

|                 |  |                       |
|-----------------|--|-----------------------|
| <b>LLL</b>      | Less Strike  | <b>DEDUCT \$13.60</b> |
| <b>10-072</b>   | 1-1/4" x 4-7/8" Square Corner + box; 1-3/16" lip length                      | <b>STANDARD</b>       |
| <b>10-072xx</b> | 1-1/4" x 4-7/8" Square Corner + box; specify lip length (xx) as 1" or 1-1/2" | <b>N/C</b>            |
| <b>10-072xx</b> | 1-1/4" x 4-7/8" Square Corner + box; specify lip length (xx) as 1-3/4"       | <b>\$32.20</b>        |
| <b>10-075 ●</b> | 1/2" Rabbeted  | <b>\$111.00</b>       |
| <b>37-015</b>   | Strike Frame Reinforcer, specify 37-015                                      | <b>N/C</b>            |

● For 1-3/4" thick doors, use wide armor front. For over 1-3/4" thick door extended equally (EE) use 1-1/4" wide armor front.

△ Extended leadtime, consult customer service.

**14. Select Door Thickness**

|                    |   |                 |
|--------------------|---|-----------------|
| <b>134</b>         | 1-3/4"  | <b>STANDARD</b> |
| <b>Example 138</b> | 1-3/8" to 2-3/4", Shims included (Specify in 1/8" increments) | <b>\$60.70</b>  |

**15. Select Options**

|            |                       |                 |
|------------|-----------------------|-----------------|
| <b>BAA</b> | BAA Compliant Product | <b>\$118.00</b> |
|------------|-----------------------|-----------------|

BAA compliant products must have the cover letter On page 311 included with the order. Failure to use this cover letter will result in the customer receiving non-BAA compliant product with no recourse for an RMA or refund. BAA compliant product requires a longer lead time, please contact customer service for details.

Accessories available, see page 166-168.  
Accessories include Decorative Plates, Handheld Device, etc.  
Credentials available, see pages 26-31.

### 1-3. Select Chassis/Exit Trim Type *Note: See page 133 for exit device compatibility*

|                    |  |                   |
|--------------------|--|-------------------|
| <b>AD-200-993R</b> | Exit Rim/Concealed Vertical Rod (Metal Door)/Concealed Vertical Cable (Metal Door) | <b>\$2,266.00</b> |
| <b>AD-200-993S</b> | Exit Surface Vertical Rod  | <b>\$2,283.00</b> |
| <b>AD-200-993M</b> | Exit Mortise Lock  | <b>\$2,283.00</b> |

### 4. Select Function *Note: Locking function capabilities are determined by users access control system*

|            |                     |                 |
|------------|---------------------|-----------------|
| <b>70*</b> | Classroom/Storeroom | <b>STANDARD</b> |
| <b>50*</b> | Office △            | <b>\$10.00</b>  |
| <b>40</b>  | Privacy △           | <b>\$10.00</b>  |
| <b>60</b>  | Apartment △         | <b>\$10.00</b>  |

\* Less Door Position Switch, use suffix LDP. Deduct \$19.50

△ Confirm these functions are supported by your access control system provider. RX-LC switch is included when ordered in 40, 50 or 60 function. Please specify if Von Duprin Exit or Falcon Exit is being used.

### 5. Select Reader *Note: Reflects list price adder to base keypad reader price of \$553.00.*

|            |   |                        |
|------------|---|------------------------|
| <b>LLL</b> | Less Reader (For reader module accessories sold separately, See page 166) | <b>DEDUCT \$553.00</b> |
| <b>KP</b>  | Keypad  | <b>N/C</b>             |
| <b>MS</b>  | Magnetic Stripe (Swipe)   | <b>\$103.00</b>        |
| <b>MSK</b> | Magnetic Stripe (Swipe) + Keypad  | <b>\$171.00</b>        |
| <b>MG</b>  | Magnetic Stripe (Insert)  | <b>\$119.00</b>        |
| <b>MGK</b> | Magnetic Stripe (Insert) + Keypad   | <b>\$190.00</b>        |
| <b>MT</b>  | Multi-Technology   Proximity and Smart Card                               | <b>\$205.00</b>        |
| <b>MTK</b> | Multi-Technology + Keypad   Proximity and Smart Card                      | <b>\$272.00</b>        |

### 6. Select Lever\*

|                          |   |                       |
|--------------------------|---|-----------------------|
| <b>LLL</b>               | Less interior and exterior levers   | <b>DEDUCT \$23.20</b> |
| <b>Standard Options:</b> | SPA (Sparta), RHO (Rhodes), ATH (Athens), TLR (Tubular), BRW, (Boardwalk), BRK (Boardwalk), LAT (Latitude), LON (Longitude) | <b>N/C</b>            |

\* *Tactile Warning use BAT for Athens, 8RO for Rhodes, 8SP for Sparta and 8TR for Tubular. \$45.60 per lever. Applied to exterior lever only unless otherwise specified. Not available with 643e finish.*

### 7. Select Finish

|              |                            |                 |
|--------------|----------------------------|-----------------|
| <b>626</b>   | Satin Chrome               | <b>N/C</b>      |
| <b>605</b>   | Bright Brass               | <b>\$143.00</b> |
| <b>606</b>   | Satin Brass                | <b>\$143.00</b> |
| <b>612</b>   | Satin Bronze               | <b>\$143.00</b> |
| <b>619</b>   | Satin Nickel               | <b>\$143.00</b> |
| <b>625</b>   | Bright Chrome              | <b>\$143.00</b> |
| <b>643e</b>  | Aged Bronze                | <b>\$143.00</b> |
| <b>626AM</b> | Satin Chrome Antimicrobial | <b>\$184.00</b> |

### 8. Select Cylinder Type

|              |  |                       |
|--------------|--|-----------------------|
| <b>P ●△</b>  | With Cylinder, Schlage- (Everest 29 S123, 6 Pin KIL standard)                        | <b>DEDUCT \$65.00</b> |
| <b>L</b>     | Less Cylinder, Schlage, Falcon, 6 Pin KIL  | <b>\$39.00</b>        |
| <b>R ●□</b>  | With Cylinder, Schlage 6-Pin (Everest 29 S123 standard) FSIC                         | <b>DEDUCT \$36.00</b> |
| <b>J</b>     | Less Cylinder, Schlage, 6 Pin FSIC   | <b>\$87.00</b>        |
| <b>G ●□</b>  | With Cylinder, Schlage 7-Pin (Everest 29R standard) (factory master keyed only) SFIC | <b>\$84.00</b>        |
| <b>B</b>     | Less Cylinder, Schlage, Falcon, Competitive OEM's, 7 Pin (SFIC)                      | <b>N/C</b>            |
| <b>L SAR</b> | Less Cylinder, Sargent (10L + 11L), 6 Pin KIL  | <b>N/C</b>            |
| <b>L CO6</b> | Less Cylinder, Corbin, 6 Pin KIL (Only RHO, 8RO, SPA, 8SP lever styles)              | <b>N/C</b>            |
| <b>J SAR</b> | Less Cylinder, Sargent 6300, 6 Pin FSIC  | <b>N/C</b>            |
| <b>J CO6</b> | Less Cylinder, Corbin 8000, 6 Pin FSIC   | <b>N/C</b>            |
| <b>J CO7</b> | Less Cylinder, Corbin 8000-7, 7 Pin FSIC, (Only RHO, 8RO, SPA, 8SP, TLR and 8TR)     | <b>N/C</b>            |
| <b>J MED</b> | Less Cylinder, Medeco 32*0201, 6 Pin FSIC (Only RHO, 8RO, SPA, 8SP lever styles)     | <b>N/C</b>            |
| <b>J YA6</b> | Less Cylinder, Yale 1210 or Medeco 31*0100, 6 Pin FSIC                               | <b>N/C</b>            |
| <b>J YA7</b> | Less Cylinder, Yale 1220, 7 Pin FSIC (Only RHO, 8RO, SPA, 8SP lever styles)          | <b>N/C</b>            |
| <b>L FA7</b> | Less Cylinder, Falcon, 7 Pin, KIL (Only RHO, 8RO, SPA, 8SP lever styles)             | <b>N/C</b>            |

● Master Keyed cylinders can be specified and will be shipped in lock packaging. For Master Keying System Summary form which should accompany the master keyed order, see page 293.

△ For Master Keying, additional line item 50-210 is required, \$20.70 each.

□ Control Keys for installation/removal of interchangeable cores are not furnished and must be ordered separate.

For additional assistance on Master Keying as well as restricted keyways please contact customer service.



AD-200-993-70-MTK



KP



MG



MS



MSK

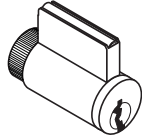


MT/SI

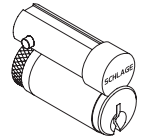


MTK/SIK/FMK

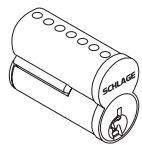
Full Cylinder  
PD LD LDSAR LDFA7



Full Size  
Interchangeable Core  
RD JD JD SAR JD CO6 JD YA6  
JD CO7



Small Format  
Interchangeable Core  
GD BD



**9. Select Keying Type**

| Open Keyway Families: KIL or FSIC <sup>2</sup>         |                                     |                 |
|--|-------------------------------------|-----------------|
| <b>S123</b>  | Everest 29 S (Key in Lever or FSIC) | <b>STANDARD</b> |
| <b>C123</b>  | Everest C                           | <b>N/C</b>      |
| <b>C/CE/E/EF/ F/ FG/ G</b>                             | Classic Obverse                     | <b>N/C</b>      |
| Restricted Keyway Families: KIL or FSIC <sup>1,2</sup> |                                     |                 |
| <b>29 T</b>  | Everest 29 T                        | <b>\$18.00</b>  |
| <b>D</b>   | Everest D                           | <b>\$18.00</b>  |
| <b>Classic Restricted</b>                              | Quad, Numbered, Reverse             | <b>\$18.00</b>  |
| Restricted Keyway Families: SFIC <sup>3</sup>          |                                     |                 |
| <b>29 R</b>  | Everest 29 R                        | <b>N/C</b>      |
| <b>B</b>   | Everest B                           | <b>N/C</b>      |

<sup>1</sup> Everest Restricted Keyways require a Letter of Authorization to be submitted with the order. See sample Letter of Authorization, see page 305.

<sup>2</sup> Full Size key systems (Everest 29 S & T, Everest C & D, Obverse & Quad) are available in Primus and Primus XP key system and must be ordered separately. Lock should be ordered less cylinder and Primus cylinder should be a separate line.

<sup>3</sup> Master Keyed cylinders can be specified and will be shipped in lock packaging. For Master Keying System Summary form which should accompany the master keyed order, see page 293.

**10. Select Handing (Field Reversible)**

|            |                      |            |
|------------|----------------------|------------|
| <b>RHR</b> | Right Handed Reverse | <b>N/C</b> |
| <b>LHR</b> | Left Handed Reverse  | <b>N/C</b> |

**11. Select Battery**

|            |   |                       |
|------------|---|-----------------------|
| <b>LLL</b> | Less Battery Holder, Batteries, and Cover | <b>DEDUCT \$26.70</b> |
| <b>4B</b>  | 4AA Battery Kit                           | <b>STANDARD</b>       |
| <b>8B</b>  | 8AA Battery Kit                           | <b>\$40.20</b>        |

**12. -13. No Selection Required**

**14. Select Door Thickness**

|                    |  |                 |
|--------------------|--|-----------------|
| <b>134</b>         | 1-3/4"   | <b>STANDARD</b> |
| <b>Example 200</b> | 1-3/4" to 2-3/4", (Specify in 1/8" increments) | <b>\$60.70</b>  |

**15. Select Options**

|            |                       |                 |
|------------|-----------------------|-----------------|
| <b>BAA</b> | BAA Compliant Product | <b>\$118.00</b> |
|------------|-----------------------|-----------------|

BAA compliant products must have the cover letter On page 311 included with the order. Failure to use this cover letter will result in the customer receiving non-BAA compliant product with no recourse for an RMA or refund. BAA compliant product requires a longer lead time, please contact customer service for details.

**AD-Series Exit Trim**

The AD993DT Non-Functioning "Dummy" Trim comes with a universal mounting plate and is compatible with the following exit devices:

**Von Duprin 98/99 and 98/99XP**

Rim, Concealed Vertical Rod (metal door only), Concealed Vertical Cable (metal door only), Surface Vertical Rod, Mortise. Low current Request-to-Exit Switch optional for future network migration or if ordered as a 40, 50 or 60 function.

**Von Duprin 22/22F**

Rim, Surface Vertical Rod

**Falcon 25**

Rim Low current Request-to-Exit switch optional for future network migration or included if ordered as a 40, 50 or 60 function.

**Sargent 80 Series** (Narrow design & reversible rim exits not compatible) - Rim

**Corbin Russwin 5000 Series** - Rim

**Yale 7000** - Rim

**Dorma 9300** - Rim

**Precision 21** - Rim (2100 converts to 21 with Precision's BP21 Kit)

**Note:** AD-Series Non-Functioning "Dummy" Exit Trim now available. Please See page 162-159 for details

Accessories available, see page 166-168. Accessories include Decorative Plates, Handheld Device, etc. Credentials available, see pages 26-31.

Pricing/product description subject to change without notice.

### 1-4. Select Chassis/Function

Note: Locking function capabilities are determined by users access control system

|                      |                     |                   |
|----------------------|---------------------|-------------------|
| <b>AD-201-CY-70*</b> | Classroom/Storeroom | <b>\$1,902.00</b> |
| <b>AD-201-CY-50*</b> | Office              | <b>\$1,912.00</b> |
| <b>AD-201-CY-40</b>  | Privacy             | <b>\$1,912.00</b> |
| <b>AD-201-CY-60</b>  | Apartment           | <b>\$1,912.00</b> |

\* Less Door Position Switch, use suffix LDP. Deduct \$20.10



AD-201-CY-70-FMK

### 5. Select Reader

|            |  |                 |
|------------|--|-----------------|
| <b>FMK</b> | FIPS Multi-Technology + Keypad   Proximity and Smart Card (PIV & PIV-I Card) | <b>\$487.00</b> |
|------------|--|-----------------|

### 6. Select Lever\*

|            |                                   |                       |
|------------|-----------------------------------|-----------------------|
| <b>LLL</b> | Less interior and exterior levers | <b>DEDUCT \$47.80</b> |
| <b>SPA</b> | Sparta                            | <b>N/C</b>            |
| <b>RHO</b> | Rhodes                            | <b>N/C</b>            |
| <b>ATH</b> | Athens                            | <b>N/C</b>            |
| <b>TLR</b> | Tubular                           | <b>N/C</b>            |
| <b>BRW</b> | Broadway                          | <b>N/C</b>            |
| <b>BRK</b> | Boardwalk                         | <b>N/C</b>            |
| <b>LAT</b> | Latitude                          | <b>N/C</b>            |
| <b>LON</b> | Longitude                         | <b>N/C</b>            |

\* Tactile Warning use 8AT for Athens, 8RO for Rhodes, 8SP for Sparta and 8TR for Tubular. \$45.60 per lever. Applied to exterior lever only unless otherwise specified. Not available with 643e finish.

### 7. Select Finish

|              |                            |                 |
|--------------|----------------------------|-----------------|
| <b>626</b>   | Satin Chrome               | <b>N/C</b>      |
| <b>605</b>   | Bright Brass               | <b>\$143.00</b> |
| <b>606</b>   | Satin Brass                | <b>\$143.00</b> |
| <b>612</b>   | Satin Bronze               | <b>\$143.00</b> |
| <b>619</b>   | Satin Nickel               | <b>\$143.00</b> |
| <b>625</b>   | Bright Chrome              | <b>\$143.00</b> |
| <b>643e</b>  | Aged Bronze                | <b>\$143.00</b> |
| <b>626AM</b> | Satin Chrome Antimicrobial | <b>\$184.00</b> |

### 8. Select Cylinder Type

|             |  |                       |
|-------------|--|-----------------------|
| <b>P</b> ●△ | With Cylinder, Schlage- (Everest 29 S123, 6 Pin KIL standard)                        | <b>N/C</b>            |
| <b>L</b>    | Less Cylinder, Schlage, Falcon, 6 Pin KIL  | <b>DEDUCT \$65.00</b> |
| <b>R</b> ●□ | With Cylinder, Schlage 6-Pin (Everest 29 S123 standard) FSIC                         | <b>\$39.00</b>        |
| <b>J</b>    | Less Cylinder, Schlage, 6 Pin FSIC   | <b>DEDUCT \$36.00</b> |
| <b>G</b> ●□ | With Cylinder, Schlage 7-Pin (Everest 29R standard) (factory master keyed only) SFIC | <b>\$87.00</b>        |
| <b>B</b>    | Less Cylinder, Schlage, Falcon, Competitive OEM's, 7 Pin (SFIC)                      | <b>N/C</b>            |
| <b>LC06</b> | LessCylinder,Corbin,6PinKIL(OnlyRHO,8RO,SPA,8SPleverstyles)                          | <b>N/C</b>            |
| <b>JSAR</b> | LessCylinder,Sargent6300,6PinFSIC  | <b>N/C</b>            |
| <b>JC06</b> | LessCylinder,Corbin8000,6PinFSIC   | <b>N/C</b>            |
| <b>JC07</b> | LessCylinder,Corbin8000-7,7PinFSIC,(OnlyRHO,8RO,SPA,8SP,TLRand8TR)                   | <b>N/C</b>            |
| <b>JMED</b> | LessCylinder,Medeco32*0201,6PinFSIC(OnlyRHO,8RO,SPA,8SPleverstyles)                  | <b>N/C</b>            |
| <b>JYA6</b> | LessCylinder,Yale1210orMedeco31*0100,6PinFSIC  | <b>N/C</b>            |
| <b>JYA7</b> | LessCylinder,Yale1220,7PinFSIC(OnlyRHO,8RO,SPA,8SPleverstyles)                       | <b>N/C</b>            |
| <b>LFA7</b> | LessCylinder,Falcon,7Pin,KIL(OnlyRHO,8RO,SPA,8SPleverstyles)                         | <b>N/C</b>            |

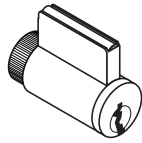
● Master Keyed cylinders can be specified and will be shipped in lock packaging. For Master Keying System Summary form which should accompany the master keyed order, see page 293.

△ For Master Keying, additional line item 50-210 is required, 20.70 each.

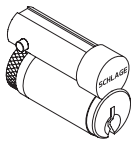
□ Control Keys for installation/removal of interchangeable cores are not furnished and must be ordered separate.

For additional assistance on Master Keying as well as restricted keyways please contact customer service.

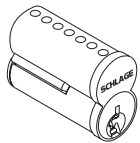
Full Cylinder  
PD LD LDSAR LDA7



Full Size Interchangeable Core  
RD JD JD SAR JD CO6 JD YA6 JD CO7



Small Format Interchangeable Core  
GD BD



**9. Select Keying Type**

| Open Keyway Families: KIL or FSIC <sup>2</sup>         |                                     |                 |
|--|-------------------------------------|-----------------|
| <b>S123</b>  | Everest 29 S (Key in Lever or FSIC) | <b>STANDARD</b> |
| <b>C123</b>  | Everest C                           | <b>N/C</b>      |
| <b>C/CE/E/EF/ F/ FG/ G</b>                             | Classic Obverse                     | <b>N/C</b>      |
| Restricted Keyway Families: KIL or FSIC <sup>1,2</sup> |                                     |                 |
| <b>29 T</b>  | Everest 29 T                        | <b>\$18.00</b>  |
| <b>D</b>   | Everest D                           | <b>\$18.00</b>  |
| <b>Classic Restricted</b>                              | Quad, Numbered, Reverse             | <b>\$18.00</b>  |
| Restricted Keyway Families: SFIC <sup>3</sup>          |                                     |                 |
| <b>29 R</b>  | Everest 29 R                        | <b>N/C</b>      |
| <b>B</b>   | Everest B                           | <b>N/C</b>      |

<sup>1</sup> Everest Restricted Keyways require a Letter of Authorization to be submitted with the order. See sample Letter of Authorization, see page 305.

<sup>2</sup> Full Size key systems (Everest 29 S & T, Everest C & D, Obverse & Quad) are available in Primus and Primus XP key system and must be ordered separately. Lock should be ordered less cylinder and Primus cylinder should be a separate line.

<sup>3</sup> Master Keyed cylinders can be specified and will be shipped in lock packaging. For Master Keying System Summary form which should accompany the master keyed order, see page 293.

**10. Select Handing (Field Reversible)**

|            |                      |            |
|------------|----------------------|------------|
| <b>RH</b>  | Right Handed         | <b>N/C</b> |
| <b>LH</b>  | Left Handed          | <b>N/C</b> |
| <b>RHR</b> | Right Handed Reverse | <b>N/C</b> |
| <b>LHR</b> | Left Handed Reverse  | <b>N/C</b> |

**11. Select Battery**

|            |   |                       |
|------------|---|-----------------------|
| <b>LLL</b> | Less Battery Holder, Batteries, and Cover | <b>DEDUCT \$26.70</b> |
| <b>4B</b>  | 4AA Battery Kit                           | <b>STANDARD</b>       |
| <b>8B</b>  | 8AA Battery Kit                           | <b>\$40.20</b>        |

**12. Select Backset & Latchbolt**

|                |   |                       |
|----------------|---|-----------------------|
| <b>LLL</b>     | Less Latch  | <b>DEDUCT \$35.20</b> |
| <b>13-247</b>  | 2-3/4" Backset, Deadlatch, Square corner, 1-1/8" x 2-1/4"   | <b>STANDARD</b>       |
| <b>14-049</b>  | 2-3/4" Backset, Deadlatch Anti-friction fire door latch, Square corner, 1-1/8" x 2-1/4", 3/4" throw | <b>\$186.00</b>       |
| <b>14-051</b>  | 2-3/8" Backset, Deadlatch Square corner, 1-1/8" x 2-1/4"  | <b>N/C</b>            |
| <b>14-050</b>  | 3-3/4" Backset, Deadlatch Square corner, 1-1/8" x 2-1/4"  | <b>\$11.00</b>        |
| <b>43-001</b>  | 5" Backset extension link, Deadlatch  | <b>\$34.10</b>        |
| <b>39-030*</b> | Rabbeted latch and strike kit, 605 and 626 only   | <b>\$59.80</b>        |

\* Adapts square corner latch and 2-3/4" square corner strike to 1/2" rabbeted door and frame.

**13. Select Strike Plate**

|                 |  |                      |
|-----------------|--|----------------------|
| <b>LLL</b>      | Less Strike Plate  | <b>DEDUCT \$4.60</b> |
| <b>10-025</b>   | 1-3/16" Lip, ANSI, no box, 1-1/4" x 4-7/8"                     | <b>STANDARD</b>      |
| <b>10-013*</b>  | 1-1/8" Lip, Square Corner, T-strike, box, 1-1/8" - 2-3/4"      | <b>N/C</b>           |
| <b>10-016</b>   | 1-1/8" Lip, Square Corner, T-strike, deep box, fire door latch | <b>\$16.20</b>       |
| <b>K510-066</b> | Box for ANSI strike (Must be specific)                         | <b>N/C</b>           |

\* 1-1/2" Lip available, must specify 1-1/2" Lip \$7.50

**14. Select Door Thickness**

|                    |   |                 |
|--------------------|---|-----------------|
| <b>134</b>         | 1-3/4"  | <b>STANDARD</b> |
| <b>Example 138</b> | 1-3/8" to 2-3/4", Shims included (Specify in 1/8" increments) | <b>\$60.70</b>  |

**Note:** The AD-200 lock can be field upgraded to a FIPS compliant solution simply by adding the FMK reader (sold separately) and by using the most current firmware revision.

Standard accessories available, see page 166-168.

Standard accessories sold separately include Decorative Plates, Handheld Device, etc.

Pricing/product description subject to change without notice.

1-3. Select Chassis

|           |                  |            |
|-----------|------------------|------------|
| AD-201-MS | Mortise          | \$2,185.00 |
| AD-201-MD | Mortise Deadbolt | \$2,221.00 |



AD-201-MS-70-FMK

4. Select Function

Note: Locking function capabilities are determined by users access control system

|     |   |          |
|-----|---|----------|
| 70* | Classroom/Storeroom (Not available on mortise deadbolt) | STANDARD |
| 50* | Office (Not available on mortise deadbolt)              | \$10.00  |
| 40  | Privacy   | \$10.00  |
| 60  | Apartment   | \$10.00  |

\* Less Door Position Switch, use suffix LDP. Deduct \$20.10

5. Select Reader

|     |  |          |
|-----|--|----------|
| FMK | FIPS Multi-Technology + Keypad   Proximity and Smart Card (PIV & PIV-I Card) | \$487.00 |
|-----|--|----------|

6. Select Lever\*

|     |                                   |                |
|-----|-----------------------------------|----------------|
| LLL | Less interior and exterior levers | DEDUCT \$56.20 |
| SPA | Sparta                            | N/C            |
| RHO | Rhodes                            | N/C            |
| ATH | Athens                            | N/C            |
| TLR | Tubular                           | N/C            |
| BRW | Broadway                          | N/C            |
| BRK | Boardwalk                         | N/C            |
| LAT | Latitude                          | N/C            |
| LON | Longitude                         | N/C            |

\* Tactile Warning use 8AT for Athens, 8RO for Rhodes, 8SP for Sparta and 8TR for Tubular. \$47.00 per lever. Applied to exterior lever only unless otherwise specified. Not available with 643e finish.

7. Select Finish

|       |                            |          |
|-------|----------------------------|----------|
| 626   | Satin Chrome               | N/C      |
| 605   | Bright Brass               | \$143.00 |
| 606   | Satin Brass                | \$143.00 |
| 612   | Satin Bronze               | \$143.00 |
| 619   | Satin Nickel               | \$143.00 |
| 625   | Bright Chrome              | \$143.00 |
| 643e  | Aged Bronze                | \$143.00 |
| 626AM | Satin Chrome Antimicrobial | \$184.00 |

8. Select Cylinder Type

|       |  |                |
|-------|--|----------------|
| P ●△  | With Cylinder, Schlage- (Everest 29 S123, 6 Pin KIL standard)                        | N/C            |
| L     | Less Cylinder, Schlage, Falcon, 6 Pin KIL  | DEDUCT \$65.00 |
| R ●□  | With Cylinder, Schlage 6-Pin (Everest 29 S123 standard) FSIC                         | \$39.00        |
| J     | Less Cylinder, Schlage, 6 Pin FSIC   | DEDUCT \$36.00 |
| G ●□  | With Cylinder, Schlage 7-Pin (Everest 29R standard) (factory master keyed only) SFIC | \$87.00        |
| B     | Less Cylinder, Schlage, Falcon, Competitive OEM's, 7 Pin (SFIC)                      | N/C            |
| L SAR | Less Cylinder, Sargent (10L + 11L), 6 Pin KIL  | N/C            |
| LC06  | Less Cylinder, Corbin, 6 Pin KIL (Only RHO, 8RO, SPA, 8SP lever styles)              | N/C            |
| JSAR  | Less Cylinder, Sargent 6300, 6 Pin FSIC  | N/C            |
| JC06  | Less Cylinder, Corbin 8000, 6 Pin FSIC   | N/C            |
| JC07  | Less Cylinder, Corbin 8000-77 Pin FSIC, (Only RHO, 8RO, SPA, 8SP, TLR and 8TR)       | N/C            |
| JMED  | Less Cylinder, Medeco 32*0201, 6 Pin FSIC (Only RHO, 8RO, SPA, 8SP lever styles)     | N/C            |
| JYA6  | Less Cylinder, Yale 1210 or Medeco 31*0100, 6 Pin FSIC                               | N/C            |
| JYA7  | Less Cylinder, Yale 1220, 7 Pin FSIC (Only RHO, 8RO, SPA, 8SP lever styles)          | N/C            |
| LFA7  | Less Cylinder, Falcon, 7 Pin, KIL (Only RHO, 8RO, SPA, 8SP lever styles)             | N/C            |

● Master Keyed cylinders can be specified and will be shipped in lock packaging. For Master Keying System Summary form which should accompany the master keyed order, page 293.

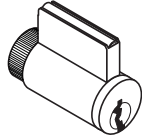
△ For Master Keying, additional line item 50-210 is required, \$20.70 each.

□ Control Keys for installation/removal of interchangeable cores are not furnished and must be ordered separate.

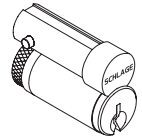
For additional assistance on Master Keying as well as restricted keyways please contact customer service.



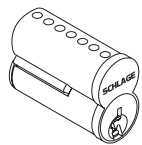
Full Cylinder  
PD LD LDSAR LDA7



Full Size Interchangeable Core  
RD JD JD SAR JD CO6 JD YA6 JD CO7



Small Format Interchangeable Core  
GD BD



**9. Select Keying Type**

| Open Keyway Families: KIL or FSIC <sup>2</sup>         |                                     |                 |
|--|-------------------------------------|-----------------|
| <b>S123</b>  | Everest 29 S (Key in Lever or FSIC) | <b>STANDARD</b> |
| <b>C123</b>  | Everest C                           | <b>N/C</b>      |
| <b>C/CE/E/EF/ F/ FG/ G</b>                             | Classic Obverse                     | <b>N/C</b>      |
| Restricted Keyway Families: KIL or FSIC <sup>1,2</sup> |                                     |                 |
| <b>29 T</b>  | Everest 29 T                        | <b>\$18.00</b>  |
| <b>D</b>   | Everest D                           | <b>\$18.00</b>  |
| <b>Classic Restricted</b>                              | Quad, Numbered, Reverse             | <b>\$18.00</b>  |
| Restricted Keyway Families: SFIC <sup>3</sup>          |                                     |                 |
| <b>29 R</b>  | Everest 29 R                        | <b>N/C</b>      |
| <b>B</b>   | Everest B                           | <b>N/C</b>      |

<sup>1</sup> Everest Restricted Keyways require a Letter of Authorization to be submitted with the order. See sample Letter of Authorization, see page 305.

<sup>2</sup> Full Size key systems (Everest 29 S & T, Everest C & D, Obverse & Quad) are available in Primus and Primus XP key system and must be ordered separately. Lock should be ordered less cylinder and Primus cylinder should be a separate line.

<sup>3</sup> Master Keyed cylinders can be specified and will be shipped in lock packaging. For Master Keying System Summary form which should accompany the master keyed order, see page 293.

**10. Select Handing (Field Reversible)**

|            |                      |            |
|------------|----------------------|------------|
| <b>RH</b>  | Right Handed         | <b>N/C</b> |
| <b>LH</b>  | Left Handed          | <b>N/C</b> |
| <b>RHR</b> | Right Handed Reverse | <b>N/C</b> |
| <b>LHR</b> | Left Handed Reverse  | <b>N/C</b> |

**11. Select Battery**

|            |   |                       |
|------------|---|-----------------------|
| <b>LLL</b> | Less Battery Holder, Batteries, and Cover | <b>DEDUCT \$26.70</b> |
| <b>4B</b>  | 4AA Battery Kit                           | <b>STANDARD</b>       |
| <b>8B</b>  | 8AA Battery Kit                           | <b>\$40.20</b>        |

**12. Select Mortise Lock Armor Front**

|               |  |                       |
|---------------|--|-----------------------|
| <b>LLL</b>    | Less Armor Front   | <b>DEDUCT \$17.30</b> |
| <b>09-663</b> | 1-1/4" Wide Square Corner, Latch for MS                      | <b>STANDARD</b>       |
| <b>09-669</b> | 1-1/16" Wide Square Corner, Latch, options for MS            | <b>N/C</b>            |
| <b>09-666</b> | 1-1/4" Wide Square Corner, Latch x Deadbolt for MD           | <b>STANDARD</b>       |
| <b>09-672</b> | 1-1/16" Wide Square Corner, Latch x Deadbolt, Options for MD | <b>N/C</b>            |

**13. Select Strike Plate**

|                 |  |                       |
|-----------------|--|-----------------------|
| <b>LLL</b>      | Less Strike  | <b>DEDUCT \$13.60</b> |
| <b>10-072</b>   | 1-1/4" x 4-7/8" Square Corner + box; 1-3/16" lip length                      | <b>STANDARD</b>       |
| <b>10-072xx</b> | 1-1/4" x 4-7/8" Square Corner + box; specify lip length (xx) as 1" or 1-1/2" | <b>N/C</b>            |
| <b>10-072xx</b> | 1-1/4" x 4-7/8" Square Corner + box; specify lip length (xx) as 1-3/4"       | <b>\$32.20</b>        |
| <b>10-075 ●</b> | 1/2" Rabbeted  | <b>\$111.00</b>       |
| <b>37-015</b>   | Strike Frame Reinforcer, specify 37-015                                      | <b>N/C</b>            |

● For 1-3/4" thick doors, use wide armor front. For over 1-3/4" thick door extended equally (EE) use 1-1/4" wide armor front.  
△ Extended leadtime, consult customer service.

**14. Select Door Thickness**

|                    |   |                 |
|--------------------|---|-----------------|
| <b>134</b>         | 1-3/4"  | <b>STANDARD</b> |
| <b>Example 138</b> | 1-3/8" to 2-3/4", Shims included (Specify in 1/8" increments) | <b>\$60.70</b>  |

**Note:** The AD-200 lock can be field upgraded to a FIPS compliant solution simply by adding the FMK reader (sold separately) and by using the most current firmware revision.

Standard accessories available, see page 166-168.

Standard accessories sold separately include Decorative Plates, Handheld Device, etc.

Pricing/product description subject to change without notice.

1-3. Select Chassis/Exit Trim Type\*

|                    |  |                   |
|--------------------|--|-------------------|
| <b>AD-201-993R</b> | Exit Rim/ <sup>1</sup> Concealed Vertical Rod/ <sup>1</sup> Concealed Vertical Cable | <b>\$2,266.00</b> |
| <b>AD-201-993S</b> | Exit Surface Vertical Rod  | <b>\$2,283.00</b> |
| <b>AD-201-993M</b> | Exit Mortise Lock  | <b>\$2,283.00</b> |

\* See page 133 for exit device compatibility. <sup>1</sup> Metal door only.



AD-201-993R-70-FMK

4. Select Function **Note:** Locking function capabilities are determined by users access control system

|            |                     |                 |
|------------|---------------------|-----------------|
| <b>70*</b> | Classroom/Storeroom | <b>STANDARD</b> |
| <b>50*</b> | Office △            | <b>\$10.00</b>  |
| <b>40</b>  | Privacy △           | <b>\$10.00</b>  |
| <b>60</b>  | Apartment △         | <b>\$10.00</b>  |

\* Less Door Position Switch, use suffix LDP. Deduct \$19.50

5. Select Reader

|            |  |                 |
|------------|--|-----------------|
| <b>FMK</b> | FIPS Multi-Technology + Keypad   Proximity and Smart Card (PIV & PIV-I Card) | <b>\$487.00</b> |
|------------|--|-----------------|

6. Select Lever\*

|            |                                   |                       |
|------------|-----------------------------------|-----------------------|
| <b>LLL</b> | Less interior and exterior levers | <b>DEDUCT \$23.90</b> |
| <b>SPA</b> | Sparta                            | <b>N/C</b>            |
| <b>RHO</b> | Rhodes                            | <b>N/C</b>            |
| <b>ATH</b> | Athens                            | <b>N/C</b>            |
| <b>TLR</b> | Tubular                           | <b>N/C</b>            |
| <b>BRW</b> | Broadway                          | <b>N/C</b>            |
| <b>BRK</b> | Boardwalk                         | <b>N/C</b>            |
| <b>LAT</b> | Latitude                          | <b>N/C</b>            |
| <b>LON</b> | Longitude                         | <b>N/C</b>            |

\* Tactile Warning use 8AT for Athens, 8RO for Rhodes, 8SP for Sparta and 8TR for Tubular. \$45.60 per lever. Applied to exterior lever only unless otherwise specified. Not available with 643e finish.

7. Select Finish

|              |                            |                 |
|--------------|----------------------------|-----------------|
| <b>626</b>   | Satin Chrome               | <b>N/C</b>      |
| <b>605</b>   | Bright Brass               | <b>\$143.00</b> |
| <b>606</b>   | Satin Brass                | <b>\$143.00</b> |
| <b>612</b>   | Satin Bronze               | <b>\$143.00</b> |
| <b>619</b>   | Satin Nickel               | <b>\$143.00</b> |
| <b>625</b>   | Bright Chrome              | <b>\$143.00</b> |
| <b>643e</b>  | Aged Bronze                | <b>\$143.00</b> |
| <b>626AM</b> | Satin Chrome Antimicrobial | <b>\$184.00</b> |

8. Select Cylinder Type

|              |  |                       |
|--------------|--|-----------------------|
| <b>P</b> ●△  | With Cylinder, Schlage- (Everest 29 S123, 6 Pin KIL standard)                        | <b>N/C</b>            |
| <b>L</b>     | Less Cylinder, Schlage, Falcon, 6 Pin KIL  | <b>DEDUCT \$65.00</b> |
| <b>R</b> ●□  | With Cylinder, Schlage 6-Pin (Everest 29 S123 standard) FSIC                         | <b>\$39.00</b>        |
| <b>J</b>     | Less Cylinder, Schlage, 6 Pin FSIC   | <b>DEDUCT \$36.00</b> |
| <b>G</b> ●□  | With Cylinder, Schlage 7-Pin (Everest 29R standard) (factory master keyed only) SFIC | <b>\$87.00</b>        |
| <b>B</b>     | Less Cylinder, Schlage, Falcon, Competitive OEM's, 7 Pin (SFIC)                      | <b>N/C</b>            |
| <b>L SAR</b> | Less Cylinder, Sargent (10L + 11L), 6 Pin KIL  | <b>N/C</b>            |
| <b>LC06</b>  | Less Cylinder, Corbin, 6 Pin KIL (Only RHO, 8RO, SPA, 8SP lever styles)              | <b>N/C</b>            |
| <b>JSAR</b>  | Less Cylinder, Sargent 6300, 6 Pin FSIC  | <b>N/C</b>            |
| <b>JC06</b>  | Less Cylinder, Corbin 8000, 6 Pin FSIC   | <b>N/C</b>            |
| <b>JC07</b>  | Less Cylinder, Corbin 8000-7, 7 Pin FSIC, (Only RHO, 8RO, SPA, 8SP, TLR and 8TR)     | <b>N/C</b>            |
| <b>JMED</b>  | Less Cylinder, Medeco 32*0201, 6 Pin FSIC (Only RHO, 8RO, SPA, 8SP lever styles)     | <b>N/C</b>            |
| <b>JYA6</b>  | Less Cylinder, Yale I210 or Medeco 31*0100, 6 Pin FSIC                               | <b>N/C</b>            |
| <b>JYA7</b>  | Less Cylinder, Yale I220, 7 Pin FSIC (Only RHO, 8RO, SPA, 8SP lever styles)          | <b>N/C</b>            |
| <b>LFA7</b>  | Less Cylinder, Falcon, 7 Pin, KIL (Only RHO, 8RO, SPA, 8SP lever styles)             | <b>N/C</b>            |

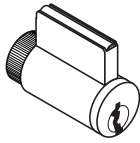
● Master Keyed cylinders can be specified and will be shipped in lock packaging. For Master Keying System Summary form which should accompany the master keyed order, see page 293.

△ For Master Keying, additional line item 50-210 is required, \$20.70 each.

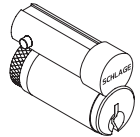
□ Control Keys for installation/removal of interchangeable cores are not furnished and must be ordered separate.

For additional assistance on Master Keying as well as restricted keyways please contact customer service.

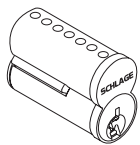
Full Cylinder  
PD LD LDSAR LDA7



Full Size Interchangeable Core  
RD JD JD SAR JD CO6 JD YA6 JD CO7



Small Format Interchangeable Core  
GD BD



**9. Select Keying Type**

| Open Keyway Families: KIL or FSIC <sup>2</sup>         |                                     |                 |
|--|-------------------------------------|-----------------|
| <b>S123</b>  | Everest 29 S (Key in Lever or FSIC) | <b>STANDARD</b> |
| <b>C123</b>  | Everest C                           | <b>N/C</b>      |
| <b>C/CE/E/EF/ F/ FG/ G</b>                             | Classic Obverse                     | <b>N/C</b>      |
| Restricted Keyway Families: KIL or FSIC <sup>1,2</sup> |                                     |                 |
| <b>29 T</b>  | Everest 29 T                        | <b>\$18.00</b>  |
| <b>D</b>   | Everest D                           | <b>\$18.00</b>  |
| <b>Classic Restricted</b>                              | Quad, Numbered, Reverse             | <b>\$18.00</b>  |
| Restricted Keyway Families: SFIC <sup>3</sup>          |                                     |                 |
| <b>29 R</b>  | Everest 29 R                        | <b>N/C</b>      |
| <b>B</b>   | Everest B                           | <b>N/C</b>      |

<sup>1</sup> Everest Restricted Keyways require a Letter of Authorization to be submitted with the order. See sample Letter of Authorization, see page 305.

<sup>2</sup> Full Size key systems (Everest 29 S & T, Everest C & D, Obverse & Quad) are available in Primus and Primus XP key system and must be ordered separately. Lock should be ordered less cylinder and Primus cylinder should be a separate line.

<sup>3</sup> Master Keyed cylinders can be specified and will be shipped in lock packaging. For Master Keying System Summary form which should accompany the master keyed order, see page 293.

**10. Select Handing (Field Reversible)**

|            |                      |            |
|------------|----------------------|------------|
| <b>RHR</b> | Right Handed Reverse | <b>N/C</b> |
| <b>LHR</b> | Left Handed Reverse  | <b>N/C</b> |

**11. Select Battery**

|            |   |                       |
|------------|---|-----------------------|
| <b>LLL</b> | Less Battery Holder, Batteries, and Cover | <b>DEDUCT \$26.70</b> |
| <b>4B</b>  | 4AA Battery Kit                           | <b>STANDARD</b>       |
| <b>8B</b>  | 8AA Battery Kit                           | <b>\$40.20</b>        |

**12. -13. No Selection Required**

**14. Select Door Thickness**

|                    |  |                 |
|--------------------|--|-----------------|
| <b>134</b>         | 1-3/4"   | <b>STANDARD</b> |
| <b>Example 200</b> | 1-3/4" to 2-3/4", (Specify in 1/8" increments) | <b>\$60.70</b>  |

**AD-Series Exit Trim**

The AD993DT Non-Functioning "Dummy" Trim comes with a universal mounting plate and is compatible with the following exit devices:

**Von Duprin 98/99 and 98/99XP**

Rim, Concealed Vertical Rod (metal door only), Concealed Vertical Cable (metal door only), Surface Vertical Rod, Mortise. Low current Request-to-Exit Switch optional for future network migration.

**Von Duprin 22/22F**

Rim, Surface Vertical Rod

**Falcon 25 - Rim**

**Sargent 80 Series** (Narrow design & reversible rim exits not compatible) - Rim

**Corbin Russwin 5000 Series - Rim**

**Yale 7000 - Rim**

**Dorma 9300 - Rim**

**Precision 21 - Rim** (2100 converts to 21 with Precision's BP21 Kit)

**Note:** AD-Series Non-Functioning "Dummy" Exit Trim now available. Please see pages 162-163 for details

Standard accessories available, see page 166-168.

Standard accessories sold separately include Decorative Plates, Handheld Device, etc.

**Note:** The AD-200 lock can be field upgraded to a FIPS compliant solution simply by adding the FMK reader (sold separately) and by using the most current firmware revision.

# AD-250 Rights on Card - Cylindrical



## 1-4. Select Chassis/Function

Note: Locking function capabilities are determined by users access control system

|                      |                     |                   |
|----------------------|---------------------|-------------------|
| <b>AD-250-CY-70*</b> | Classroom/Storeroom | <b>\$2,074.00</b> |
| <b>AD-250-CY-50*</b> | Office              | <b>\$2,084.00</b> |
| <b>AD-250-CY-40</b>  | Privacy             | <b>\$2,084.00</b> |
| <b>AD-250-CY-60</b>  | Apartment           | <b>\$2,084.00</b> |

\* Less Door Position Switch, use suffix LDP. Deduct \$20.10



AD-250-CY-70-MG



MGK



MS



MSK

## 5. Select Reader Note: Reflects list price adder to base magnetic swipe reader price of \$656.00.

|            |   |                        |
|------------|---|------------------------|
| <b>LLL</b> | Less Reader (For reader module accessories sold separately, See page 166) | <b>DEDUCT \$676.00</b> |
| <b>MS</b>  | Magnetic Stripe (Swipe)   | <b>N/C</b>             |
| <b>MSK</b> | Magnetic Stripe (Swipe) + Keypad  | <b>\$70.10</b>         |
| <b>MG</b>  | Magnetic Stripe (Insert)  | <b>\$17.80</b>         |
| <b>MGK</b> | Magnetic Stripe (Insert) + Keypad   | <b>\$88.30</b>         |

## 6. Select Lever\*

|            |                                   |                       |
|------------|-----------------------------------|-----------------------|
| <b>LLL</b> | Less interior and exterior levers | <b>DEDUCT \$47.80</b> |
| <b>SPA</b> | Sparta                            | <b>N/C</b>            |
| <b>RHO</b> | Rhodes                            | <b>N/C</b>            |
| <b>ATH</b> | Athens                            | <b>N/C</b>            |
| <b>TLR</b> | Tubular                           | <b>N/C</b>            |
| <b>BRW</b> | Broadway                          | <b>N/C</b>            |
| <b>BRK</b> | Boardwalk                         | <b>N/C</b>            |
| <b>LAT</b> | Latitude                          | <b>N/C</b>            |
| <b>LON</b> | Longitude                         | <b>N/C</b>            |

\* Tactile Warning use 8AT for Athens, 8RO for Rhodes, 8SP for Sparta and 8TR for Tubular. \$47.00 per lever. Applied to exterior lever only unless otherwise specified. Not available with 643e finish.

## 7. Select Finish

|              |                            |                 |
|--------------|----------------------------|-----------------|
| <b>626</b>   | Satin Chrome               | <b>N/C</b>      |
| <b>605</b>   | Bright Brass               | <b>\$143.00</b> |
| <b>606</b>   | Satin Brass                | <b>\$143.00</b> |
| <b>612</b>   | Satin Bronze               | <b>\$143.00</b> |
| <b>619</b>   | Satin Nickel               | <b>\$143.00</b> |
| <b>625</b>   | Bright Chrome              | <b>\$143.00</b> |
| <b>643e</b>  | Aged Bronze                | <b>\$143.00</b> |
| <b>626AM</b> | Satin Chrome Antimicrobial | <b>\$184.00</b> |

## 8. Select Cylinder Type

|              |  |                       |
|--------------|--|-----------------------|
| <b>P ● △</b> | With Cylinder, Schlage- (Everest 29 S123, 6 Pin KIL standard)                        | <b>N/C</b>            |
| <b>L</b>     | Less Cylinder, Schlage, Falcon, 6 Pin KIL  | <b>DEDUCT \$65.00</b> |
| <b>R ● □</b> | With Cylinder, Schlage 6-Pin (Everest 29 S123 standard) FSIC                         | <b>\$39.00</b>        |
| <b>J</b>     | Less Cylinder, Schlage, 6 Pin FSIC   | <b>DEDUCT \$36.00</b> |
| <b>G ● □</b> | With Cylinder, Schlage 7-Pin (Everest 29R standard) (factory master keyed only) SFIC | <b>\$87.00</b>        |
| <b>B</b>     | Less Cylinder, Schlage, Falcon, Competitive OEM's, 7 Pin (SFIC)                      | <b>N/C</b>            |
| <b>LSAR</b>  | Less Cylinder, Sargent (10L + 11L), 6 Pin KIL  | <b>N/C</b>            |
| <b>L CO6</b> | Less Cylinder, Corbin, 6 Pin KIL (Only RHO, 8RO, SPA, 8SP lever styles)              | <b>N/C</b>            |
| <b>JSAR</b>  | Less Cylinder, Sargent 6300, 6 Pin FSIC  | <b>N/C</b>            |
| <b>J CO6</b> | Less Cylinder, Corbin 8000, 6 Pin FSIC   | <b>N/C</b>            |
| <b>J CO7</b> | Less Cylinder, Corbin 8000-7, 7 Pin FSIC, (Only RHO, 8RO, SPA, 8SP, TLR and 8TR)     | <b>N/C</b>            |
| <b>J MED</b> | Less Cylinder, Medeco 32*0201, 6 Pin FSIC (Only RHO, 8RO, SPA, 8SP lever styles)     | <b>N/C</b>            |
| <b>J YA6</b> | Less Cylinder, Yale 1210 or Medeco 31*0100, 6 Pin FSIC                               | <b>N/C</b>            |
| <b>J YA7</b> | Less Cylinder, Yale 1220, 7 Pin FSIC (Only RHO, 8RO, SPA, 8SP lever styles)          | <b>N/C</b>            |
| <b>L FA7</b> | Less Cylinder, Falcon, 7 Pin, KIL (Only RHO, 8RO, SPA, 8SP lever styles)             | <b>N/C</b>            |

● Master Keyed cylinders can be specified and will be shipped in lock packaging. For Master Keying System Summary form which should accompany the master keyed order, see page 293.

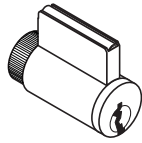
△ For Master Keying, additional line item 50-210 is required, \$20.70 each.

□ Control Keys for installation/removal of interchangeable cores are not furnished and must be ordered separate.

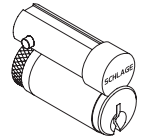
For additional assistance on Master Keying as well as restricted keyways please contact customer service.

Pricing/product description subject to change without notice.

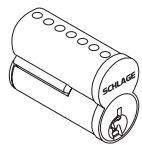
Full Cylinder  
PD LD LDSAR LDFA7



Full Size  
Interchangeable Core  
RD JD JD SAR JD CO6 JD YA6  
JD CO7



Small Format  
Interchangeable Core  
GD BD



**9. Select Keying Type**

| Open Keyway Families: KIL or FSIC <sup>2</sup>         |                                     |                 |
|--|-------------------------------------|-----------------|
| <b>S123</b>  | Everest 29 S (Key in Lever or FSIC) | <b>STANDARD</b> |
| <b>C123</b>  | Everest C                           | <b>N/C</b>      |
| <b>C/CE/E/EF/F/FG/G</b>                                | Classic Obverse                     | <b>N/C</b>      |
| Restricted Keyway Families: KIL or FSIC <sup>1,2</sup> |                                     |                 |
| <b>29 T</b>  | Everest 29 T                        | <b>\$18.00</b>  |
| <b>D</b>   | Everest D                           | <b>\$18.00</b>  |
| <b>Classic Restricted</b>                              | Quad, Numbered, Reverse             | <b>\$18.00</b>  |
| Restricted Keyway Families: SFIC <sup>3</sup>          |                                     |                 |
| <b>29 R</b>  | Everest 29 R                        | <b>N/C</b>      |
| <b>B</b>   | Everest B                           | <b>N/C</b>      |

<sup>1</sup> Everest Restricted Keyways require a Letter of Authorization to be submitted with the order. See sample Letter of Authorization, see page 305.

<sup>2</sup> Full Size key systems (Everest 29 S & T, Everest C & D, Obverse & Quad) are available in Primus and Primus XP key system and must be ordered separately. Lock should be ordered less cylinder and Primus cylinder should be a separate line.

<sup>3</sup> Master Keyed cylinders can be specified and will be shipped in lock packaging. For Master Keying System Summary form which should accompany the master keyed order, see page 293.

**10. Select Handing (Field Reversible)**

|            |                      |            |
|------------|----------------------|------------|
| <b>RH</b>  | Right Handed         | <b>N/C</b> |
| <b>LH</b>  | Left Handed          | <b>N/C</b> |
| <b>RHR</b> | Right Handed Reverse | <b>N/C</b> |
| <b>LHR</b> | Left Handed Reverse  | <b>N/C</b> |

**11. Select Battery**

|            |   |                       |
|------------|---|-----------------------|
| <b>LLL</b> | Less Battery Holder, Batteries, and Cover | <b>DEDUCT \$26.70</b> |
| <b>4B</b>  | 4AA Battery Kit                           | <b>STANDARD</b>       |
| <b>8B</b>  | 8AA Battery Kit                           | <b>\$40.20</b>        |

**12. Select Backset & Latchbolt**

|                |   |                       |
|----------------|---|-----------------------|
| <b>LLL</b>     | Less Latch  | <b>DEDUCT \$35.20</b> |
| <b>13-247</b>  | 2-3/4" Backset, Deadlatch, Square corner, 1-1/8" x 2-1/4"   | <b>STANDARD</b>       |
| <b>14-049</b>  | 2-3/4" Backset, Deadlatch Anti-friction fire door latch, Square corner, 1-1/8" x 2-1/4", 3/4" throw | <b>\$186.00</b>       |
| <b>14-051</b>  | 2-3/8" Backset, Deadlatch Square corner, 1-1/8" x 2-1/4"  | <b>N/C</b>            |
| <b>14-050</b>  | 3-3/4" Backset, Deadlatch Square corner, 1-1/8" x 2-1/4"  | <b>\$11.00</b>        |
| <b>43-001</b>  | 5" Backset extension link, Deadlatch  | <b>\$34.10</b>        |
| <b>39-030*</b> | Rabbeted latch and strike kit, 605 and 626 only   | <b>\$59.40</b>        |

\* Adapts square corner latch and 2-3/4" square corner strike to 1/2" rabbeted door and frame.

**13. Select Strike Plate**

|                 |  |                      |
|-----------------|--|----------------------|
| <b>LLL</b>      | Less Strike Plate  | <b>DEDUCT \$4.60</b> |
| <b>10-025</b>   | 1-3/16" Lip, ANSI, no box, 1-1/4" x 4-7/8"                     | <b>STANDARD</b>      |
| <b>10-013*</b>  | 1-1/8" Lip, Square Corner, T-strike, box, 1-1/8" - 2-3/4"      | <b>N/C</b>           |
| <b>10-016</b>   | 1-1/8" Lip, Square Corner, T-strike, deep box, fire door latch | <b>\$16.20</b>       |
| <b>K510-066</b> | Box for ANSI strike (Must be specific)                         | <b>N/C</b>           |

\* 1-1/2" Lip available, must specify 1-1/2" Lip \$8.00

**14. Select Door Thickness**

|                    |   |                 |
|--------------------|---|-----------------|
| <b>134</b>         | 1-3/4"  | <b>STANDARD</b> |
| <b>Example 138</b> | 1-3/8" to 2-3/4", Shims included (Specify in 1/8" increments) | <b>\$60.70</b>  |

**15. Select Options**

|            |                       |                 |
|------------|-----------------------|-----------------|
| <b>BAA</b> | BAA Compliant Product | <b>\$118.00</b> |
|------------|-----------------------|-----------------|

BAA compliant products must have the cover letter On page 311 included with the order. Failure to use this cover letter will result in the customer receiving non-BAA compliant product with no recourse for an RMA or refund. BAA compliant product requires a longer lead time, please contact customer service for details.

Accessories available, see page 166-168.  
Accessories include Decorative Plates, Handheld Device, etc.  
Credentials available, see pages 26-31.

Pricing/product description subject to change without notice.

## 1-3. Select Chassis

|                  |                  |                   |
|------------------|------------------|-------------------|
| <b>AD-250-MS</b> | Mortise          | <b>\$2,389.00</b> |
| <b>AD-250-MD</b> | Mortise Deadbolt | <b>\$2,426.00</b> |



AD-250-MS-70-MGK



MG



MS



MSK

## 4. Select Function **Note:** Locking function capabilities are determined by users access control system

|            |   |                 |
|------------|---|-----------------|
| <b>70*</b> | Classroom/Storeroom (Not available on mortise deadbolt) | <b>STANDARD</b> |
| <b>50*</b> | Office (Not available on mortise deadbolt)              | <b>\$10.00</b>  |
| <b>40</b>  | Privacy ■   | <b>\$10.00</b>  |
| <b>60</b>  | Apartment ■   | <b>\$10.00</b>  |

\* Less Door Position Switch, use suffix LDP. Deduct \$20.10

■ Inside Push Button (IPB) only included with Mortise (MS) chassis. Mortise deadbolt (MD) chassis comes with LED indicator only. \$10 charge does not apply to mortise deadbolt (MD) chassis.

## 5. Select Reader **Note:** Reflects list price adder to base magnetic swipe reader price of \$656.00.

|            |   |                        |
|------------|---|------------------------|
| <b>LLL</b> | Less Reader (For reader module accessories sold separately, See page 166) | <b>DEDUCT \$676.00</b> |
| <b>MS</b>  | Magnetic Stripe (Swipe)   | <b>N/C</b>             |
| <b>MSK</b> | Magnetic Stripe (Swipe) + Keypad  | <b>\$70.10</b>         |
| <b>MG</b>  | Magnetic Stripe (Insert)  | <b>\$17.80</b>         |
| <b>MGK</b> | Magnetic Stripe (Insert) + Keypad   | <b>\$88.30</b>         |

## 6. Select Lever\*

|            |                                   |                       |
|------------|-----------------------------------|-----------------------|
| <b>LLL</b> | Less interior and exterior levers | <b>DEDUCT \$66.90</b> |
| <b>SPA</b> | Sparta                            | <b>N/C</b>            |
| <b>RHO</b> | Rhodes                            | <b>N/C</b>            |
| <b>ATH</b> | Athens                            | <b>N/C</b>            |
| <b>TLR</b> | Tubular                           | <b>N/C</b>            |
| <b>BRW</b> | Broadway                          | <b>N/C</b>            |
| <b>BRK</b> | Boardwalk                         | <b>N/C</b>            |
| <b>LAT</b> | Latitude                          | <b>N/C</b>            |
| <b>LON</b> | Longitude                         | <b>N/C</b>            |

\* Tactile Warning use 8AT for Athens, 8RO for Rhodes, 8SP for Sparta and 8TR for Tubular. \$45.60 per lever. Applied to exterior lever only unless otherwise specified. Not available with 643e finish.

## 7. Select Finish

|              |                            |                 |
|--------------|----------------------------|-----------------|
| <b>626</b>   | Satin Chrome               | <b>N/C</b>      |
| <b>605</b>   | Bright Brass               | <b>\$143.00</b> |
| <b>606</b>   | Satin Brass                | <b>\$143.00</b> |
| <b>612</b>   | Satin Bronze               | <b>\$143.00</b> |
| <b>619</b>   | Satin Nickel               | <b>\$143.00</b> |
| <b>625</b>   | Bright Chrome              | <b>\$143.00</b> |
| <b>643e</b>  | Aged Bronze                | <b>\$143.00</b> |
| <b>626AM</b> | Satin Chrome Antimicrobial | <b>\$184.00</b> |

## 8. Select Cylinder Type

|              |  |                       |
|--------------|--|-----------------------|
| <b>P</b> ●△  | With Cylinder, Schlage- (Everest 29 S123, 6 Pin KIL standard)                        | <b>N/C</b>            |
| <b>L</b>     | Less Cylinder, Schlage, Falcon, 6 Pin KIL  | <b>DEDUCT \$65.00</b> |
| <b>R</b> ●□  | With Cylinder, Schlage 6-Pin (Everest 29 S123 standard) FSIC                         | <b>\$39.00</b>        |
| <b>J</b>     | Less Cylinder, Schlage, 6 Pin FSIC   | <b>DEDUCT \$36.00</b> |
| <b>G</b> ●□  | With Cylinder, Schlage 7-Pin (Everest 29R standard) (factory master keyed only) SFIC | <b>\$87.00</b>        |
| <b>B</b>     | Less Cylinder, Schlage, Falcon, Competitive OEM's, 7 Pin (SFIC)                      | <b>N/C</b>            |
| <b>L SAR</b> | Less Cylinder, Sargent (10L + 11L), 6 Pin KIL  | <b>N/C</b>            |
| <b>L CO6</b> | Less Cylinder, Corbin, 6 Pin KIL (Only RHO, 8RO, SPA, 8SP lever styles)              | <b>N/C</b>            |
| <b>J SAR</b> | Less Cylinder, Sargent 6300, 6 Pin FSIC  | <b>N/C</b>            |
| <b>J CO6</b> | Less Cylinder, Corbin 8000, 6 Pin FSIC   | <b>N/C</b>            |
| <b>J CO7</b> | Less Cylinder, Corbin 8000-7, 7 Pin FSIC, (Only RHO, 8RO, SPA, 8SP, TLR and 8TR)     | <b>N/C</b>            |
| <b>J MED</b> | Less Cylinder, Medeco 32*0201, 6 Pin FSIC (Only RHO, 8RO, SPA, 8SP lever styles)     | <b>N/C</b>            |
| <b>J YA6</b> | Less Cylinder, Yale 1210 or Medeco 31*0100, 6 Pin FSIC                               | <b>N/C</b>            |
| <b>J YA7</b> | Less Cylinder, Yale 1220, 7 Pin FSIC (Only RHO, 8RO, SPA, 8SP lever styles)          | <b>N/C</b>            |
| <b>L FA7</b> | Less Cylinder, Falcon, 7 Pin, KIL (Only RHO, 8RO, SPA, 8SP lever styles)             | <b>N/C</b>            |

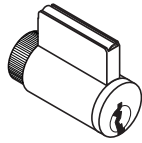
● Master Keyed cylinders can be specified and will be shipped in lock packaging. For Master Keying System Summary form which should accompany the master keyed order, see page 293.

△ For Master Keying, additional line item 50-210 is required, \$20.70 each.

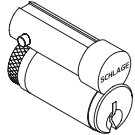
□ Control Keys for installation/removal of interchangeable cores are not furnished and must be ordered separate.

For additional assistance on Master Keying as well as restricted keyways please contact customer service.

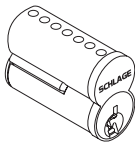
Full Cylinder  
PD LD LDSAR LDFA7



Full Size  
Interchangeable Core  
RD JD JD SAR JD CO6 JD YA6  
JD CO7



Small Format  
Interchangeable Core  
GD BD



**9. Select Keying Type**

| Open Keyway Families: KIL or FSIC <sup>2</sup>         |                                     |                 |
|--|-------------------------------------|-----------------|
| <b>S123</b>  | Everest 29 S (Key in Lever or FSIC) | <b>STANDARD</b> |
| <b>C123</b>  | Everest C                           | <b>N/C</b>      |
| <b>C/CE/E/EF/F/FG/G</b>                                | Classic Obverse                     | <b>N/C</b>      |
| Restricted Keyway Families: KIL or FSIC <sup>1,2</sup> |                                     |                 |
| <b>29 T</b>  | Everest 29 T                        | <b>\$18.00</b>  |
| <b>D</b>   | Everest D                           | <b>\$18.00</b>  |
| <b>Classic Restricted</b>                              | Quad, Numbered, Reverse             | <b>\$18.00</b>  |
| Restricted Keyway Families: SFIC <sup>3</sup>          |                                     |                 |
| <b>29 R</b>  | Everest 29 R                        | <b>N/C</b>      |
| <b>B</b>   | Everest B                           | <b>N/C</b>      |

<sup>1</sup> Everest Restricted Keyways require a Letter of Authorization to be submitted with the order. See sample Letter of Authorization, see page 305.

<sup>2</sup> Full Size key systems (Everest 29 S & T, Everest C & D, Obverse & Quad) are available in Primus and Primus XP key system and must be ordered separately. Lock should be ordered less cylinder and Primus cylinder should be a separate line.

<sup>3</sup> Master Keyed cylinders can be specified and will be shipped in lock packaging. For Master Keying System Summary form which should accompany the master keyed order, see page 293.

**10. Select Handing (Field Reversible)**

|            |                      |            |
|------------|----------------------|------------|
| <b>RH</b>  | Right Handed         | <b>N/C</b> |
| <b>LH</b>  | Left Handed          | <b>N/C</b> |
| <b>RHR</b> | Right Handed Reverse | <b>N/C</b> |
| <b>LHR</b> | Left Handed Reverse  | <b>N/C</b> |

**11. Select Battery**

|            |   |                       |
|------------|---|-----------------------|
| <b>LLL</b> | Less Battery Holder, Batteries, and Cover | <b>DEDUCT \$26.70</b> |
| <b>4B</b>  | 4AA Battery Kit                           | <b>STANDARD</b>       |
| <b>8B</b>  | 8AA Battery Kit                           | <b>\$40.20</b>        |

**12. Select Mortise Lock Armor Front**

|               |  |                       |
|---------------|--|-----------------------|
| <b>LLL</b>    | Less Armor Front   | <b>DEDUCT \$17.30</b> |
| <b>09-663</b> | 1-1/4" Wide Square Corner, Latch for MS                      | <b>STANDARD</b>       |
| <b>09-669</b> | 1-1/16" Wide Square Corner, Latch, options for MS            | <b>N/C</b>            |
| <b>09-666</b> | 1-1/4" Wide Square Corner, Latch x Deadbolt for MD           | <b>STANDARD</b>       |
| <b>09-672</b> | 1-1/16" Wide Square Corner, Latch x Deadbolt, Options for MD | <b>N/C</b>            |

**13. Select Strike Plate**

|                 |  |                       |
|-----------------|--|-----------------------|
| <b>LLL</b>      | Less Strike  | <b>DEDUCT \$13.60</b> |
| <b>10-072</b>   | 1-1/4" x 4-7/8" Square Corner + box; 1-3/16" lip length                      | <b>STANDARD</b>       |
| <b>10-072xx</b> | 1-1/4" x 4-7/8" Square Corner + box; specify lip length (xx) as 1" or 1-1/2" | <b>N/C</b>            |
| <b>10-072xx</b> | 1-1/4" x 4-7/8" Square Corner + box; specify lip length (xx) as 1-3/4"       | <b>\$32.20</b>        |
| <b>10-075 ●</b> | 1/2" Rabbeted  | <b>\$111.00</b>       |
| <b>37-015</b>   | Strike Frame Reinforcer, specify 37-015                                      | <b>N/C</b>            |

● For 1-3/4" thick doors, use wide armor front. For over 1-3/4" thick door extended equally (EE) use 1-1/4" wide armor front.

△ Extended leadtime, consult customer service.

**14. Select Door Thickness**

|                    |   |                 |
|--------------------|---|-----------------|
| <b>134</b>         | 1-3/4"  | <b>STANDARD</b> |
| <b>Example 138</b> | 1-3/8" to 2-3/4", Shims included (Specify in 1/8" increments) | <b>\$60.70</b>  |

**15. Select Options**

|            |                       |                 |
|------------|-----------------------|-----------------|
| <b>BAA</b> | BAA Compliant Product | <b>\$118.00</b> |
|------------|-----------------------|-----------------|

BAA compliant products must have the cover letter On page 311 included with the order. Failure to use this cover letter will result in the customer receiving non-BAA compliant product with no recourse for an RMA or refund. BAA compliant product requires a longer lead time, please contact customer service for details.

Accessories available, see page 166-168.  
Accessories include Decorative Plates, Handheld Device, etc.  
Credentials available, see pages 26-31.

Pricing/product description subject to change without notice.

## 1-3. Select Exit Trim Type\*

|                    |  |                   |
|--------------------|--|-------------------|
| <b>AD-250-993R</b> | Exit Rim/ <sup>1</sup> Concealed Vertical Rod/ <sup>1</sup> Concealed Vertical Cable | <b>\$2,449.00</b> |
| <b>AD-250-993S</b> | Exit Surface Vertical Rod  | <b>\$2,466.00</b> |
| <b>AD-250-993M</b> | Exit Mortise Lock  | <b>\$2,466.00</b> |

\* See page 133 for exit device compatibility. <sup>1</sup> Metal door only.

AD-SERIES

Networked

Standalone



AD-250-993-70-MGK



MG



MS



MSK

## 4. Select Function **Note:** Locking function capabilities are determined by users access control system

|            |                     |                 |
|------------|---------------------|-----------------|
| <b>70*</b> | Classroom/Storeroom | <b>STANDARD</b> |
| <b>50*</b> | Office △            | <b>\$10.00</b>  |
| <b>40</b>  | Privacy △           | <b>\$10.00</b>  |
| <b>60</b>  | Apartment △         | <b>\$10.00</b>  |

\* Less Door Position Switch, use suffix LDP. Deduct \$19.50

## 5. Select Reader **Note:** Reflects list price adder to base magnetic swipe reader price of \$656.00.

|            |   |                        |
|------------|---|------------------------|
| <b>LLL</b> | Less Reader (For reader module accessories sold separately, See page 166) | <b>DEDUCT \$676.00</b> |
| <b>MS</b>  | Magnetic Stripe (Swipe)   | <b>N/C</b>             |
| <b>MSK</b> | Magnetic Stripe (Swipe) + Keypad  | <b>\$70.10</b>         |
| <b>MG</b>  | Magnetic Stripe (Insert)  | <b>\$17.80</b>         |
| <b>MGK</b> | Magnetic Stripe (Insert) + Keypad   | <b>\$88.30</b>         |

## 6. Select Lever\*

|            |                                   |                       |
|------------|-----------------------------------|-----------------------|
| <b>LLL</b> | Less interior and exterior levers | <b>DEDUCT \$66.90</b> |
| <b>SPA</b> | Sparta                            | <b>N/C</b>            |
| <b>RHO</b> | Rhodes                            | <b>N/C</b>            |
| <b>ATH</b> | Athens                            | <b>N/C</b>            |
| <b>TLR</b> | Tubular                           | <b>N/C</b>            |
| <b>BRW</b> | Broadway                          | <b>N/C</b>            |
| <b>BRK</b> | Boardwalk                         | <b>N/C</b>            |
| <b>LAT</b> | Latitude                          | <b>N/C</b>            |
| <b>LON</b> | Longitude                         | <b>N/C</b>            |

\* Tactile Warning use 8AT for Athens, 8RO for Rhodes, 8SP for Sparta and 8TR for Tubular. \$45.60 per lever. Applied to exterior lever only unless otherwise specified. Not available with 643e finish.

## 7. Select Finish

|              |                            |                 |
|--------------|----------------------------|-----------------|
| <b>626</b>   | Satin Chrome               | <b>N/C</b>      |
| <b>605</b>   | Bright Brass               | <b>\$143.00</b> |
| <b>606</b>   | Satin Brass                | <b>\$143.00</b> |
| <b>612</b>   | Satin Bronze               | <b>\$143.00</b> |
| <b>619</b>   | Satin Nickel               | <b>\$143.00</b> |
| <b>625</b>   | Bright Chrome              | <b>\$143.00</b> |
| <b>643e</b>  | Aged Bronze                | <b>\$143.00</b> |
| <b>626AM</b> | Satin Chrome Antimicrobial | <b>\$184.00</b> |

## 8. Select Cylinder Type

|              |  |                       |
|--------------|--|-----------------------|
| <b>P</b> ●△  | With Cylinder, Schlage- (Everest 29 S123, 6 Pin KIL standard)                        | <b>N/C</b>            |
| <b>L</b>     | Less Cylinder, Schlage, Falcon, 6 Pin KIL  | <b>DEDUCT \$65.00</b> |
| <b>R</b> ●□  | With Cylinder, Schlage 6-Pin (Everest 29 S123 standard) FSIC                         | <b>\$39.00</b>        |
| <b>J</b>     | Less Cylinder, Schlage, 6 Pin FSIC   | <b>DEDUCT \$36.00</b> |
| <b>G</b> ●□  | With Cylinder, Schlage 7-Pin (Everest 29R standard) (factory master keyed only) SFIC | <b>\$87.00</b>        |
| <b>B</b>     | Less Cylinder, Schlage, Falcon, Competitive OEM's, 7 Pin (SFIC)                      | <b>N/C</b>            |
| <b>L SAR</b> | Less Cylinder, Sargent (10L + 11L), 6 Pin KIL  | <b>N/C</b>            |
| <b>L CO6</b> | Less Cylinder, Corbin, 6 Pin KIL (Only RHO, 8RO, SPA, 8SP lever styles)              | <b>N/C</b>            |
| <b>J SAR</b> | Less Cylinder, Sargent 6300, 6 Pin FSIC  | <b>N/C</b>            |
| <b>J CO6</b> | Less Cylinder, Corbin 8000, 6 Pin FSIC   | <b>N/C</b>            |
| <b>J CO7</b> | Less Cylinder, Corbin 8000-7, 7 Pin FSIC, (Only RHO, 8RO, SPA, 8SP, TLR and 8TR)     | <b>N/C</b>            |
| <b>J MED</b> | Less Cylinder, Medeco 32*0201, 6 Pin FSIC (Only RHO, 8RO, SPA, 8SP lever styles)     | <b>N/C</b>            |
| <b>J YA6</b> | Less Cylinder, Yale 1210 or Medeco 31*0100, 6 Pin FSIC                               | <b>N/C</b>            |
| <b>J YA7</b> | Less Cylinder, Yale 1220, 7 Pin FSIC (Only RHO, 8RO, SPA, 8SP lever styles)          | <b>N/C</b>            |
| <b>L FA7</b> | Less Cylinder, Falcon, 7 Pin, KIL (Only RHO, 8RO, SPA, 8SP lever styles)             | <b>N/C</b>            |

● Master Keyed cylinders can be specified and will be shipped in lock packaging. For Master Keying System Summary form which should accompany the master keyed order, see page 293.

△ For Master Keying, additional line item 50-210 is required, \$20.70 each.

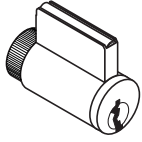
□ Control Keys for installation/removal of interchangeable cores are not furnished and must be ordered separate.

For additional assistance on Master Keying as well as restricted keyways please contact customer service.

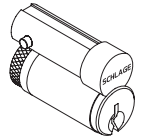
Pricing/product description subject to change without notice.



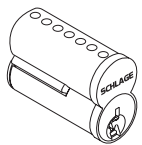
Full Cylinder  
PD LD LDSAR LDFA7



Full Size  
Interchangeable Core  
RD JD JD SAR JD CO6 JD YA6  
JD CO7



Small Format  
Interchangeable Core  
GD BD



**9. Select Keying Type**

| Open Keyway Families: KIL or FSIC <sup>2</sup>         |                                     |                 |
|--|-------------------------------------|-----------------|
| <b>S123</b>  | Everest 29 S (Key in Lever or FSIC) | <b>STANDARD</b> |
| <b>C123</b>  | Everest C                           | <b>N/C</b>      |
| <b>C/CE/E/EF/F/FG/G</b>                                | Classic Obverse                     | <b>N/C</b>      |
| Restricted Keyway Families: KIL or FSIC <sup>1,2</sup> |                                     |                 |
| <b>29 T</b>  | Everest 29 T                        | <b>\$18.00</b>  |
| <b>D</b>   | Everest D                           | <b>\$18.00</b>  |
| <b>Classic Restricted</b>                              | Quad, Numbered, Reverse             | <b>\$18.00</b>  |
| Restricted Keyway Families: SFIC <sup>3</sup>          |                                     |                 |
| <b>29 R</b>  | Everest 29 R                        | <b>N/C</b>      |
| <b>B</b>   | Everest B                           | <b>N/C</b>      |

<sup>1</sup> Everest Restricted Keyways require a Letter of Authorization to be submitted with the order. See sample Letter of Authorization, see page 305.

<sup>2</sup> Full Size key systems (Everest 29 S & T, Everest C & D, Obverse & Quad) are available in Primus and Primus XP key system and must be ordered separately. Lock should be ordered less cylinder and Primus cylinder should be a separate line.

<sup>3</sup> Master Keyed cylinders can be specified and will be shipped in lock packaging. For Master Keying System Summary form which should accompany the master keyed order, see page 293.

**10. Select Handing (Field Reversible)**

|            |                      |            |
|------------|----------------------|------------|
| <b>RHR</b> | Right Handed Reverse | <b>N/C</b> |
| <b>LHR</b> | Left Handed Reverse  | <b>N/C</b> |

**11. Select Battery**

|            |   |                       |
|------------|---|-----------------------|
| <b>LLL</b> | Less Battery Holder, Batteries, and Cover | <b>DEDUCT \$26.70</b> |
| <b>4B</b>  | 4AA Battery Kit                           | <b>STANDARD</b>       |
| <b>8B</b>  | 8AA Battery Kit                           | <b>\$40.20</b>        |

**12. -13. No Selection Required**

**14. Select Door Thickness**

|                    |  |                 |
|--------------------|--|-----------------|
| <b>134</b>         | 1-3/4"   | <b>STANDARD</b> |
| <b>Example 200</b> | 1-3/4" to 2-3/4", (Specify in 1/8" increments) | <b>\$60.70</b>  |

**15. Select Options**

|            |                       |                 |
|------------|-----------------------|-----------------|
| <b>BAA</b> | BAA Compliant Product | <b>\$118.00</b> |
|------------|-----------------------|-----------------|

BAA compliant products must have the cover letter On page 311 included with the order. Failure to use this cover letter will result in the customer receiving non-BAA compliant product with no recourse for an RMA or refund. BAA compliant product requires a longer lead time, please contact customer service for details.

**AD-Series Exit Trim**

The AD993DT Non-Functioning "Dummy" Trim comes with a universal mounting plate and is compatible with the following exit devices:

**Von Duprin 98/99 and 98/99XP**

Rim, Concealed Vertical Rod (metal door only), Concealed Vertical Cable (metal door only), Surface Vertical Rod, Mortise. Low current Request-to-Exit Switch optional for future network migration.

**Von Duprin 22/22F**

Rim, Surface Vertical Rod

**Falcon 25 - Rim**

**Sargent 80 Series** (Narrow design & reversible rim exits not compatible) - Rim

**Corbin Russwin 5000 Series** - Rim

**Yale 7000** - Rim

**Dorma 9300** - Rim

**Precision 21** - Rim (2100 converts to 21 with Precision's BP21 Kit)

**Note:** AD-Series Non-Functioning "Dummy" Exit Trim now available. Please see pages 162-163 for details

Accessories available, see page 166-168.  
Accessories include Decorative Plates, Handheld Device, etc.  
Credentials available, see pages 26-31.



## 1-4. Select Chassis/ Exit Trim Type\* /Reader

|                  |  |                 |
|------------------|--|-----------------|
| <b>AD-993LLL</b> | “Dummy” Trim Less Reader for Exit Rim/ <sup>†</sup> Concealed Vertical Rod/ <sup>†</sup> Concealed Vertical Cable /Surface Vertical Rod/Mortise Lock | <b>\$675.00</b> |
| <b>AD-993DT</b>  | “Dummy” Trim with “Dummy” Reader Cover for Exit Rim/ <sup>†</sup> Concealed Vertical Rod/Surface Vertical Rod/Mortise Lock                           | <b>\$688.00</b> |

\* See page 133 for exit device compatibility. <sup>†</sup> Metal door only.



AD993DT

## 5. Select Lever\*

|            |                                   |                       |
|------------|-----------------------------------|-----------------------|
| <b>LLL</b> | Less interior and exterior levers | <b>DEDUCT \$23.90</b> |
| <b>SPA</b> | Sparta                            | <b>N/C</b>            |
| <b>RHO</b> | Rhodes                            | <b>N/C</b>            |
| <b>ATH</b> | Athens                            | <b>N/C</b>            |
| <b>TLR</b> | Tubular                           | <b>N/C</b>            |
| <b>BRW</b> | Broadway                          | <b>N/C</b>            |
| <b>BRK</b> | Boardwalk                         | <b>N/C</b>            |
| <b>LAT</b> | Latitude                          | <b>N/C</b>            |
| <b>LON</b> | Longitude                         | <b>N/C</b>            |

\* Tactile Warning use **BAT** for Athens, **BRO** for Rhodes, **BSP** for Sparta and **BTR** for Tubular. \$47.00 per lever. Applied to exterior lever only unless otherwise specified. Not available with 643e finish.

## 6. Select Finish

|              |                            |                 |
|--------------|----------------------------|-----------------|
| <b>626</b>   | Satin Chrome               | <b>N/C</b>      |
| <b>605</b>   | Bright Brass               | <b>\$143.00</b> |
| <b>606</b>   | Satin Brass                | <b>\$143.00</b> |
| <b>612</b>   | Satin Bronze               | <b>\$143.00</b> |
| <b>619</b>   | Satin Nickel               | <b>\$143.00</b> |
| <b>625</b>   | Bright Chrome              | <b>\$143.00</b> |
| <b>643e</b>  | Aged Bronze                | <b>\$143.00</b> |
| <b>626AM</b> | Satin Chrome Antimicrobial | <b>\$184.00</b> |

## 7. Select Cylinder Type

|             |  |                       |
|-------------|--|-----------------------|
| <b>P</b> ●△ | With Cylinder, Schlage- (Everest 29 S123, 6 Pin KIL standard)                        | <b>N/C</b>            |
| <b>L</b>    | Less Cylinder, Schlage, Falcon, 6 Pin KIL  | <b>DEDUCT \$65.00</b> |
| <b>R</b> ●□ | With Cylinder, Schlage 6-Pin (Everest 29 S123 standard) FSIC                         | <b>\$39.00</b>        |
| <b>J</b>    | Less Cylinder, Schlage, 6 Pin FSIC   | <b>DEDUCT \$36.00</b> |
| <b>G</b> ●□ | With Cylinder, Schlage 7-Pin (Everest 29R standard) (factory master keyed only) SFIC | <b>\$87.00</b>        |
| <b>B</b>    | Less Cylinder, Schlage, Falcon, Competitive OEM's, 7 Pin (SFIC)                      | <b>N/C</b>            |
| <b>LSAR</b> | Less Cylinder, Sargent (10L + 11L), 6 Pin KIL  | <b>N/C</b>            |
| <b>LCO6</b> | Less Cylinder, Corbin 8000, 6 Pin KIL (Only RHO, 8RO, SPA, 8SP lever styles)         | <b>N/C</b>            |
| <b>JSAR</b> | Less Cylinder, Sargent 6300, 6 Pin FSIC  | <b>N/C</b>            |
| <b>JCO6</b> | Less Cylinder, Corbin 8000, 6 Pin FSIC   | <b>N/C</b>            |
| <b>JCO7</b> | Less Cylinder, Corbin 8000-7, 7 Pin FSIC, (Only RHO, 8RO, SPA, 8SP, TLR and 8TR)     | <b>N/C</b>            |
| <b>JMED</b> | Less Cylinder, Medeco 32*0201, 6 Pin FSIC (Only RHO, 8RO, SPA, 8SP lever styles)     | <b>N/C</b>            |
| <b>JYA6</b> | Less Cylinder, Yale 1210 or Medeco 31*0100, 6 Pin FSIC                               | <b>N/C</b>            |
| <b>JYA7</b> | Less Cylinder, Yale 1220, 7 Pin FSIC (Only RHO, 8RO, SPA, 8SP lever styles)          | <b>N/C</b>            |
| <b>LFA7</b> | Less Cylinder, Falcon, 7 Pin, KIL (Only RHO, 8RO, SPA, 8SP lever styles)             | <b>N/C</b>            |

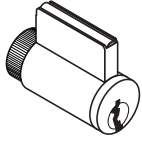
● Master Keyed cylinders can be specified and will be shipped in lock packaging. For Master Keying System Summary form which should accompany the master keyed order, see page 293.

△ For Master Keying, additional line item 50-210 is required, \$20.70 each.

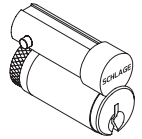
□ Control Keys for installation/removal of interchangeable cores are not furnished and must be ordered separate.

For additional assistance on Master Keying as well as restricted keyways please contact customer service.

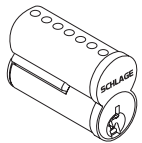
Full Cylinder  
PD LD LDSAR LDFA7



Full Size  
Interchangeable Core  
RD JD JD SAR JD CO6 JD YA6  
JD CO7



Small Format  
Interchangeable Core  
GD BD



**8. Select Keying Type**

| Open Keyway Families: KIL or FSIC <sup>2</sup>         |                                     |                 |
|--|-------------------------------------|-----------------|
| <b>S123</b>  | Everest 29 S (Key in Lever or FSIC) | <b>STANDARD</b> |
| <b>C123</b>  | Everest C                           | <b>N/C</b>      |
| <b>C/CE/E/EF/ F/ FG/ G</b>                             | Classic Obverse                     | <b>N/C</b>      |
| Restricted Keyway Families: KIL or FSIC <sup>1,2</sup> |                                     |                 |
| <b>29 T</b>  | Everest 29 T                        | <b>\$18.00</b>  |
| <b>D</b>   | Everest D                           | <b>\$18.00</b>  |
| <b>Classic Restricted</b>                              | Quad, Numbered, Reverse             | <b>\$18.00</b>  |
| Restricted Keyway Families: SFIC <sup>3</sup>          |                                     |                 |
| <b>29 R</b>  | Everest 29 R                        | <b>N/C</b>      |
| <b>B</b>   | Everest B                           | <b>N/C</b>      |

<sup>1</sup> Everest Restricted Keyways require a Letter of Authorization to be submitted with the order. See sample Letter of Authorization, see page 305.

<sup>2</sup> Full Size key systems (Everest 29 S & T, Everest C & D, Obverse & Quad) are available in Primus and Primus XP key system and must be ordered separately. Lock should be ordered less cylinder and Primus cylinder should be a separate line.

<sup>3</sup> Master Keyed cylinders can be specified and will be shipped in lock packaging. For Master Keying System Summary form which should accompany the master keyed order, see page 293.

**9. Select Handing (Field Reversible)**

|            |                      |            |
|------------|----------------------|------------|
| <b>RHR</b> | Right Handed Reverse | <b>N/C</b> |
| <b>LHR</b> | Left Handed Reverse  | <b>N/C</b> |

**10. - 12. No Selection Required**

**13. Select Door Thickness**

|                    |  |                 |
|--------------------|--|-----------------|
| <b>134</b>         | 1-3/4"   | <b>STANDARD</b> |
| <b>Example 178</b> | 1-7/8" to 2-3/4", (Specify in 1/8" increments) | <b>\$60.70</b>  |

**14. Select Options**

|            |                       |                 |
|------------|-----------------------|-----------------|
| <b>BAA</b> | BAA Compliant Product | <b>\$118.00</b> |
|------------|-----------------------|-----------------|

BAA compliant products must have the cover letter on page 311 included with the order. Failure to use this cover letter will result in the customer receiving non-BAA compliant product with no recourse for an RMA or refund. BAA compliant product requires a longer lead time, please contact customer service for details.

**AD-Series Exit Trim**

The AD993DT Non-Functioning “Dummy” Trim comes with a universal mounting plate and is compatible with the following exit devices:

**Von Duprin 98/99 and 98/99XP**

Rim, Concealed Vertical Rod (metal door only), Concealed Vertical Cable (metal door only), Surface Vertical Rod, Mortise. Low current Request-to-Exit Switch optional for future network migration.

**Von Duprin 22/22F**

Rim, Surface Vertical Rod

**Falcon 25 - Rim**

**Sargent 80 Series** (Narrow design & reversible rim exits not compatible) - Rim

**Corbin Russwin 5000 Series - Rim**

**Yale 7000 - Rim**

**Dorma 9300 - Rim**

**Precision 21 - Rim** (2100 converts to 21 with Precision’s BP21 Kit)

Accessories available, see page 166-168.  
Accessories include Panel Interface Mobile (PIM400) Decorative Plates, Handheld Device, etc.  
Credentials available, see pages 26-31.

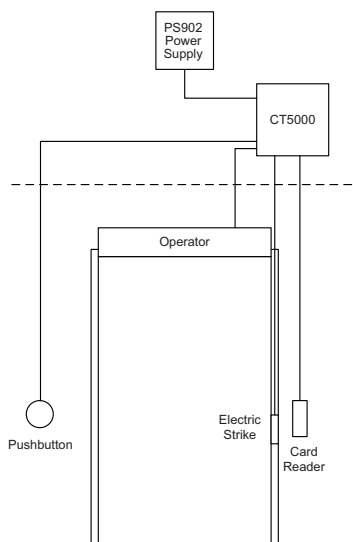
# CT5000

The CT5000 is an indoor, offline single opening controller. It is flexible and works with various card reader technologies. With the correct power supply, the CT5000 controller works with various types of locking hardware, including electric strikes, electro-magnetic locks, or EL exit devices.

If networked functionality is required in the future, the CT5000 can be upgraded to a WRI-400 by upgrading the firmware and adding one incremental piece of hardware. This provides greater adaptability in the field.

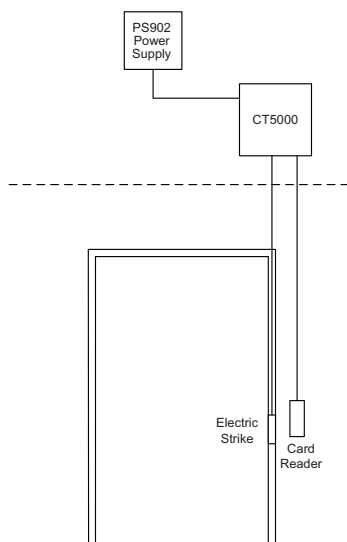
### Perimeter Door Application

The CT5000 can be used for perimeter door applications with an automatic operator, electric strike and card reader



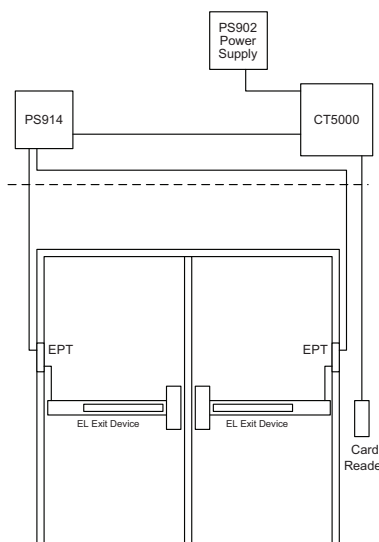
### Narrow Stile Application

For narrow stile applications the CT5000 can be used with an electric strike and card reader



### Panic Device Application

The CT5000 and a card reader along with the Von Duprin 914 Power Supply can control two EL exit devices for double door applications



**Note:** All hardware shown above including exit devices, electric strikes, auto operators, power supplies, push buttons, etc. are sold separately.

## Certifications

- UL 294
- Canada UL
- FCC Part 15
- Canada RSS – 210
- RoHS

**Features**

- Supports up to 5000 users and audits
- Comes standard with 15 foot USB remote cable connector
- Programmed using Schlage Handheld Device (HHD) via USB connection
- Power is hardwired
- Three form C relay outputs (for strike, auxiliary, and alarm)
- Supports Request to exit (remote release) and Door Position Switch input.
- Card functions supported: normal, toggle, freeze, pass through, construction, lock down, and all card plus PIN applications
- Multiple reader technologies and positions on both sides of the gate/ door
- Internal LED visual indicators (Including low battery and state of the relay)
- Compatible with Schlage Express

**Credential Compatibility**

- Magnetic stripe: field configurable track 1, 2, or 3
- Compatible with Schlage, Xceed ID™, AWID®, HID®, GE/CASI ProxLite®
- 125 kHz Proximity cards: 26a, 34x, 35x, 37x bit formats (reader dependant)
- 13.56 MHz Smart card: 26a, 34x, 35x, 37x, 40x, 48x bit format (reader dependant)
- Can read card serial number of Mifare DESfire (reader dependant)

**The following readers are UL294 listed for use with the CT5000:**

- Essex Electronics model KTP-162
- Mercury Security models MR-5 and MR-20
- XceedID models PR10, MT11, MT15, MTK15, SM10

|                 |   |                     |
|-----------------|---|---------------------|
| <b>CT5000</b>   | Offline Controller (15 ft. USB cable standard)                        | <b>\$1,082.00</b>   |
| <b>PS-902</b>   | 2 amp Power Supply (Required)   | <b>See page 256</b> |
| <b>HHD-Kit</b>  | Schlage Handheld Programming Device (Required)                        | <b>See page 166</b> |
| <b>23745565</b> | 125 ft. USB cable for CT5000 (Optional)                               | <b>\$146.00</b>     |
| <b>23703481</b> | 23703481 N N SL USB Wall Plate With Panel Mount Cable                 | <b>\$74.40</b>      |
| <b>23787088</b> | 23787088 N N SL CT5000 - 5 M USB Extension Cable - A Female To A Male | <b>\$47.00</b>      |

# AD-Series Standalone Accessories



| Product ID             | Product Description   | Product Specification  | Price             |
|------------------------|-----------------------|--|-------------------|
| <b>Handheld Device</b> |                       |  |                   |
| <b>HHD KIT-USB</b>     | Handheld Device Kit   | Includes Handheld Device pre-loaded with SUS Application, and HHD-USB Cable. Used to initialize, manage, and test AD and CO Series devices | <b>\$1,332.00</b> |
| <b>HH-USB</b>          | USB Replacement Cable | Used to connect Handheld Device to USB locks and accessories.  | <b>\$60.30</b>    |

## Handheld Device Accessories (Legacy Product Support)

|                       |                                  |   |                 |
|-----------------------|----------------------------------|---|-----------------|
| <b>HH-2PIN SERIAL</b> | Serial Cable                     | Used to connect current model HHD (BM170) directly to legacy serial products without the need of a CIP                          | <b>\$148.00</b> |
| <b>HH-SERIAL</b>      | Serial Cable*                    | Used to connect previous model HHD (BM150) with CIP to program serial products.   | <b>\$133.00</b> |
| <b>PIMWA-CV</b>       | Null Converter                   | Used to connect Handheld Device to WA Series PIM, using HH-SERIAL Serial Cable. (compatible to current and previous model HHDs) | <b>\$26.70</b>  |
| <b>P512112</b>        | Computer Interface Module (CIP)* | Used to program serial products using HH-SERIAL Serial Cable.   | <b>\$341.00</b> |
| <b>P101203</b>        | CIP with iButton Reader*         | Used to program serial products using HH-SERIAL Serial Cable.   | <b>\$361.00</b> |

\* Not compatible to current HHD (BM170)

## Reader Modules - (Select by Technology) - (Please specify FINISH - Example: KP-626)

|            |   |  |                   |
|------------|---|--|-------------------|
| <b>KP</b>  | Keypad Only Reader Module   |  | <b>\$553.00</b>   |
| <b>MG</b>  | Magnetic Stripe (Insert) Reader Module - (Track 1, 2, or 3)                               |  | <b>\$673.00</b>   |
| <b>MGK</b> | Magnetic Stripe (Insert) with Keypad Reader Module - (Track 1, 2, or 3)                   |  | <b>\$741.00</b>   |
| <b>MS</b>  | Magnetic Stripe (Swipe) Reader Module - (Track 1, 2, or 3)                                |  | <b>\$657.00</b>   |
| <b>MSK</b> | Magnetic Stripe (Swipe) with Keypad Reader Module - (Track 1, 2, or 3)                    |  | <b>\$726.00</b>   |
| <b>MT</b>  | Multi-Technology Reader Module - (125 kHz Proximity and 13.56 MHz Smart)                  |  | <b>\$758.00</b>   |
| <b>MTK</b> | Multi-Technology with Keypad Reader Module - (125 kHz Proximity and 13.56 MHz Smart)      |  | <b>\$826.00</b>   |
| <b>SI</b>  | Smart Technology iClass Compatible Reader   |  | <b>\$878.00</b>   |
| <b>SIK</b> | Smart Technology iClass Compatible Reader + Keypad  |  | <b>\$941.00</b>   |
| <b>FMK</b> | FIPS Multi-Technology with Keypad Reader Module - (125 kHz Proximity and 13.56 MHz Smart) |  | <b>\$1,038.00</b> |
| <b>DT</b>  | Dummy Trim Reader Cover   |  | <b>\$30.90</b>    |

## Reader Module Accessories

|               |                                |  |                |
|---------------|--------------------------------|--|----------------|
| <b>510310</b> | Magnetic Stripe Cleaning Cards |  | <b>\$39.70</b> |
|---------------|--------------------------------|--|----------------|

## Communication Module Kits - (Please specify FINISH - Example: COM200C-626)

|                  |   |   |                 |
|------------------|---|---|-----------------|
| <b>COM200C</b>   | AD-200/AD-250 Offline Communication Kit (Cover)   | Classroom/Storeroom Functions (Cylindrical and Exit Chassis)  | <b>\$162.00</b> |
| <b>COM200L</b>   | AD-200/AD-250 Offline Communication Kit (Cover with Indicator Lens)                     | Privacy/Apartment Functions (Mortise Deadbolt Chassis)  | <b>\$162.00</b> |
| <b>COM200P◆</b>  | AD-200/AD-250 Offline Communication Kit (Cover with Push Button)                        | Privacy/Apartment/Office Functions (Cylindrical and Mortise Chassis)  | <b>\$162.00</b> |
| <b>COM300L◆■</b> | AD-300 Hardwired Communication Kit (Cover with Indicator Lens, RS485 Communication PCB) | Classroom/Storeroom Functions (Cylindrical, Mortise and Exit Chassis)<br>Privacy/Apartment Functions (Mortise Deadbolt Chassis) | <b>\$358.00</b> |
| <b>COM300P◆■</b> | AD-300 Hardwired Communication Kit (Cover with Push Button, RS485 Communication PCB)    | Privacy/Apartment/Office Functions (Cylindrical and Mortise Chassis)  | <b>\$358.00</b> |
| <b>COM400L◆■</b> | AD-400 Wireless Communication Kit (Cover with Indicator Lens, 900MHz Communication PCB) | Classroom/Storeroom Functions (Cylindrical, Mortise and Exit Chassis)<br>Privacy/Apartment Functions (Mortise Deadbolt Chassis) | <b>\$387.00</b> |
| <b>COM400P◆■</b> | AD-400 Wireless Communication Kit (Cover with Push Button, 900MHz Communication PCB)    | Privacy/Apartment/Office Functions (Cylindrical and Mortise Chassis)  | <b>\$387.00</b> |

◆ Must install Door Position Switch #46929121 for proper operation

■ Must order and install Pigtail Exit Adapter #23536774 for RX-LC switch if retrofitting AD-200-993 to AD-300-993 or AD-400-993

|                  | Class           | Chassis   | Type             | Classroom/<br>Storeroom (70) | Office<br>(50) | Apartment<br>(60) | Privacy<br>(40) |
|------------------|-----------------|-----------|------------------|------------------------------|----------------|-------------------|-----------------|
| <b>OFFLINE</b>   | AD-200 & AD-250 | CY        | Cylindrical      | COM200C                      | COM200P        | COM200P           | COM200P         |
|                  | AD-200 & AD-250 | MS        | Mortise          | COM200C                      | COM200P        | COM200P           | COM200P         |
|                  | AD-200 & AD-250 | MD        | Mortise Deadbolt | N/A                          | N/A            | COM200L           | COM200L         |
|                  | AD-200 & AD-250 | 993       | Exit Trim        | COM200C                      | N/A            | N/A               | N/A             |
| <b>NETWORKED</b> | AD-300          | CY        | Cylindrical      | COM300L                      | COM300P        | COM300P           | COM300P         |
|                  | AD-300          | MS        | Mortise          | COM300L                      | COM300P        | COM300P           | COM300P         |
|                  | AD-300          | MD        | Mortise Deadbolt | N/A                          | N/A            | COM300L           | COM300L         |
|                  | AD-300          | 993       | Exit Trim        | COM300L                      | N/A            | N/A               | N/A             |
|                  | AD-400          | CY        | Cylindrical      | COM400L                      | COM400P        | COM400P           | COM400P         |
|                  | AD-400          | MS        | Mortise          | COM400L                      | COM400P        | COM400P           | COM400P         |
|                  | AD-400          | MD        | Mortise Deadbolt | N/A                          | N/A            | COM400L           | COM400L         |
| AD-400           | 993             | Exit Trim | COM400L          | N/A                          | N/A            | N/A               |                 |

Suffixes: C= Cover L= LED Only P= Pushbutton

**Note:** Connections other than Wiegand or Clock & Data may incur additional fee. Consult access control provider for details.

**Pricing/product description subject to change without notice.**

| Product ID | Product Description | Price |
|------------|---------------------|-------|
|------------|---------------------|-------|

**Door Position Switch**

|          |                      |              |
|----------|----------------------|--------------|
| 46929121 | Door Position Switch | See page 226 |
|----------|----------------------|--------------|

**Battery Cover - (Select by Battery Quantity) - (Please specify FINISH - Example: 4C-626)**

|               |                                |              |
|---------------|--------------------------------|--------------|
| 4C (46929071) | 4AA Battery Cover (with Screw) | See page 227 |
|---------------|--------------------------------|--------------|

|               |                                |              |
|---------------|--------------------------------|--------------|
| 8C (46929105) | 8AA Battery Cover (with Screw) | See page 227 |
|---------------|--------------------------------|--------------|

**Battery Holder & Cover Kit - (Select by Battery Quantity) - (Please specify FINISH - Example: 4B-626)**

|               |  |              |
|---------------|--|--------------|
| 4B (46929055) | 4AA Battery Holder & Cover Kit (Includes 4AA Battery Holder with Cable, 4AA Battery Strap, Battery Strap Screws, 4AA Battery Cover, Cover Screw, Torx Cover Screw) | See page 227 |
|---------------|--|--------------|

|               |   |              |
|---------------|---|--------------|
| 8B (46929089) | 8AA Battery Holder & Cover Kit (Includes 8AA Battery Holder with Cable, 8AA Battery Strap, Battery Strap Screws, 8AA Battery Cover, Cover Screw, Torx Cover Screw, Mylar) | See page 227 |
|---------------|---|--------------|

**Torx Tamper Screw Pack - (Select by Chassis Type) - (Please specify FINISH - Example: 23538812-626)**
**Cylindrical**

|          |                        |              |
|----------|------------------------|--------------|
| 23538812 | Torx Tamper Screw Pack | See page 227 |
|----------|------------------------|--------------|

**Mortise**

|          |                        |              |
|----------|------------------------|--------------|
| 23538820 | Torx Tamper Screw Pack | See page 227 |
|----------|------------------------|--------------|

**Exit**

|          |                        |              |
|----------|------------------------|--------------|
| 23538838 | Torx Tamper Screw Pack | See page 227 |
|----------|------------------------|--------------|

**Decorative Plate - (Select by Size) - (Please specify FINISH - Example: 23760283-626)**

|          |   |              |
|----------|---|--------------|
| 23631823 | 1.5" x 3.25" x .105" Decorative Plate (with Screws) - (Exit Trim) | See page 226 |
|----------|---|--------------|

|          |  |              |
|----------|--|--------------|
| 23760267 | 1.7" x 3.5" x .075" Decorative Plate (with Screws) | See page 226 |
|----------|--|--------------|

|          |  |              |
|----------|--|--------------|
| 23760283 | 3.2" x 3.5" x .075" Decorative Plate (with Screws) | See page 226 |
|----------|--|--------------|

|          |  |              |
|----------|--|--------------|
| 23760317 | 6.0" x 3.5" x .075" Decorative Plate (with Screws) | See page 226 |
|----------|--|--------------|

|          |  |              |
|----------|--|--------------|
| 23760325 | 6.6" x 3.5" x .075" Decorative Plate (with Screws) | See page 226 |
|----------|--|--------------|

|          |  |              |
|----------|--|--------------|
| 23760309 | 8.0" x 3.5" x .075" Decorative Plate (with Screws) | See page 226 |
|----------|--|--------------|

|          |  |              |
|----------|--|--------------|
| 23760291 | 8.0" x 3.5" x .075" Decorative Plate (with Screws and Welded Standoff) | See page 226 |
|----------|--|--------------|

|           |  |              |
|-----------|--|--------------|
| 23760259* | 10.5" x 3.5" x .075" Decorative Plate (no Screws necessary) - (Under Lock) | See page 226 |
|-----------|--|--------------|

|           |  |              |
|-----------|--|--------------|
| 23760275* | 12.0" x 3.5" x .075" Decorative Plate (no Screws necessary) - (Under Lock) | See page 226 |
|-----------|--|--------------|

\*Please consider overall Door Thickness when ordering

**Note:** Single Decorative Plate. Interior and Exterior Decorative Plates may be required.

**Note:** Decorative Plates may have multiple applications. Please refer to AD-Series Retrofit Template Overlay guide at [www.schlage.com/support](http://www.schlage.com/support) for more information.

Available Finishes: 626 Satin Chrome Standard. Please consult Customer Care for 605 Bright Brass or 643E Aged Bronze.

**Shim Plates**

|          |  |              |
|----------|--|--------------|
| 23458607 | Interior Shim Plate - (for AD-200/250/300) | See page 226 |
|----------|--|--------------|

|          |                                    |              |
|----------|------------------------------------|--------------|
| 23458565 | Interior Shim Plate - (for AD-400) | See page 226 |
|----------|------------------------------------|--------------|

|          |                     |              |
|----------|---------------------|--------------|
| 23458599 | Exterior Shim Plate | See page 226 |
|----------|---------------------|--------------|

**Note:** Device is 0.063" thick

**Wood Mounts**

|        |                             |          |
|--------|-----------------------------|----------|
| 44-169 | AD-Series Cylindrical Mount | \$228.00 |
|--------|-----------------------------|----------|

|          |                         |          |
|----------|-------------------------|----------|
| 23740251 | AD-Series Mortise Mount | \$255.00 |
|----------|-------------------------|----------|

|          |                                       |          |
|----------|---------------------------------------|----------|
| 23740269 | AD-Series & CO Series Exit Trim Mount | \$328.00 |
|----------|---------------------------------------|----------|

**Installation Tools**

|        |  |          |
|--------|--|----------|
| 40-286 | Universal Clamp (For use with all AD, CO and LE Series installation templates) | \$497.00 |
|--------|--|----------|

|        |  |          |
|--------|--|----------|
| 40-288 | AD Series cylindrical lock installation template | \$961.00 |
|--------|--|----------|

|        |  |          |
|--------|--|----------|
| 40-292 | Universal cylindrical door position switch (DPS) installation template | \$149.00 |
|--------|--|----------|

|        |  |          |
|--------|--|----------|
| 40-287 | AD Series mortise lock installation template | \$961.00 |
|--------|--|----------|

|        |  |          |
|--------|--|----------|
| 40-291 | Universal mortise door position switch (DPS) installation template | \$146.00 |
|--------|--|----------|

**Note:** These metal lock and DPS templates require use of specially designed universal clamp to ensure drilling accuracy.

# AD-Series Standalone Accessories



| Product ID | Product Description | Product Specification | Price |
|------------|---------------------|-----------------------|-------|
|------------|---------------------|-----------------------|-------|

## AD-200 Standalone Accessories

### Express Level Software Package

|                   |                               |   |                     |
|-------------------|-------------------------------|---|---------------------|
| <b>SXPR-SFT-1</b> | Express Offline Lock Software | Recommended for offline locks of fewer than 1000 users and/or 100 access points. Reporting of last 1000 events capability will retrieve audit trails. Must be installed on a computer that meets the minimum requirements (refer to software datasheet) | <b>See page 211</b> |
|-------------------|-------------------------------|---|---------------------|

**Note:** Refer to Software Levels Datasheet for features and details

### Express Level Software Package Accessories

|                   |  |  |                     |
|-------------------|--|--|---------------------|
| <b>P512112</b>    | Express Computer Interface Module                            | Used to program legacy CM/CL/KC products, using HH-SERIAL Serial Cable | <b>See page 211</b> |
| <b>P101203</b>    | Express Computer Interface Module (with iButton)             | Used to connect PC/laptop to access device                             | <b>See page 211</b> |
| <b>P394548</b>    | Express Female to Female Serial Cable                        | Used to connect P101203 Computer Interface Module to PC/laptop         | <b>See page 211</b> |
| <b>SDB9USBCBL</b> | Express Male DB9 to USB 6" Cable Adapter                     | Used to connect a USB Port device to a Serial Port device              | <b>See page 211</b> |
| <b>CRM2</b>       | Express Magnetic Stripe Enrollment Reader                    |  | <b>See page 211</b> |
| <b>CRP2</b>       | Express Proximity Enrollment Reader                          |  | <b>See page 211</b> |
| <b>MT20</b>       | USB/BLE (ENGAGE mobile app) MIFARE/EV1 PIV Enrollment Reader |  | <b>See page 42</b>  |

### Express Installation & Training

|                     |                                 |  |                     |
|---------------------|---------------------------------|--|---------------------|
| <b>SCH-EXP-INST</b> | Express Installation & Training | Includes software installation and training. Provided by Allegion Security & Safety Consultant remotely from factory. (No discounts apply) | <b>See page 211</b> |
|---------------------|---------------------------------|--|---------------------|

### Remote Door Release

|  |                             |  |                          |
|--|-----------------------------|--|--------------------------|
|  | Push Button Release Options | AD-200 firmware enables the use of a wired remote release of the door. Many push button types are available. | <b>See pages 265-270</b> |
|--|-----------------------------|--|--------------------------|

### AD-250 Accessories

|                     |                                     |   |                   |
|---------------------|-------------------------------------|---|-------------------|
| <b>CL-ENCODER-2</b> | Campus Lock Magnetic Stripe Encoder | ISO compatible high/low coercivity with female/male serial cable. | <b>\$4,703.00</b> |
|---------------------|-------------------------------------|---|-------------------|

Pricing/product description subject to change without notice.



|  |            |
|--|------------|
| <b>CO-SERIES STANDALONE; MANUALLY PROGRAMMABLE</b>                                       |            |
| <b>HOW TO ORDER</b>  | <b>170</b> |
| <b>CO-SERIES OVERVIEW</b>  | <b>171</b> |
| <b>CO-100 STANDALONE; MANUALLY PROGRAMMABLE</b>  | <b>182</b> |
| Cylindrical  | 182        |
| Mortise  | 184        |
| Exit Trim  | 186        |
| <b>CO-200 STANDALONE; COMPUTER OR MANUALLY PROGRAMMABLE WITH USER RIGHTS ON LOCKS</b>    | <b>188</b> |
| Cylindrical  | 188        |
| Mortise/Mortise Deadbolt   | 190        |
| Exit Trim  | 192        |
| <b>CO-220 CLASSROOM LOCKDOWN</b>   | <b>194</b> |
| Cylindrical  | 194        |
| Mortise  | 196        |
| Exit Trim  | 198        |
| <b>CO-993DT - NON FUNCTIONING "DUMMY" TRIM FOR EXIT</b>                                  | <b>200</b> |
| <b>CO-250 STANDALONE; COMPUTER PROGRAMMABLE WITH USER RIGHTS ON MAGNETIC STRIPE CARD</b> | <b>202</b> |
| Cylindrical  | 202        |
| Mortise/Mortise Deadbolt   | 204        |
| Exit Trim  | 206        |
| <b>CO-993DT NON-FUNCTIONING "DUMMY" EXIT TRIM</b>  | <b>208</b> |
| <b>CO-SERIES ACCESSORIES</b>   | <b>210</b> |
| HHD and Accessories  | 210        |
| Decorative Plates  | 210        |
| Shim Plates  | 210        |
| Wood Mounts  | 210        |
| Installation Tools   | 211        |
| Express Level Software Package Accessories   | 211        |
| <b>CT5000-OFFLINE CONTROLLER</b>   | <b>212</b> |

**CONTACT INFORMATION FOR CO-SERIES STANDALONE LOCKS**

Payment Address: Schlage Electronic Security  
 15934 Collections Center Drive  
 Chicago, IL 60693

|   |   |
|---|---|
| <b>877-671-7011</b>   |   |
| <b>Customer Service:</b>  | <b>Technical Support:</b>   |
| Order Status, Credit Returns of Non-Defective Products, General Sales Questions | Technical Questions/Issues, Returns of Defective Products, Repairs                |
| Email Orders To:<br>Order_Entry_Schlage_Commercial@allegion.com                 | Contact For Technical Assistance:<br>Electronic_Lock_TechProdSupport@allegion.com |

Pricing/product description subject to change without notice.

How to Order:

**REQUIRED FIELDS**      **FACTORY DEFAULT AND OPTIONS**

CO - 200 - CY - 70 - MS - SPA - 626 - PD - S123 - RH - 4B - 13-247 - 10-025 - 1-3/4 - BAA

**1. Series**

**2. Class:**

- 100 Keypad Programmable
- 200 Rights on Lock
- 220 Classroom Lockdown Solution
- 250 Rights on Magnetic Stripe Credential

**3. Chassis:**

- CY Cylindrical
- MS Mortise
- MD Mortise Deadbolt
- 993R Exit Trim – Rim/CVR/CVC
- 993S Exit Trim – SVR
- 993M Exit Trim – Mortise
- 993DT "Dummy" Exit Trim

**4. Function:**

- 75 Classroom Security
- 70 Classroom/Storeroom
- 50 Office
- 40 Privacy

**5. Reader:**

- KP Keypad
- MSK Magnetic Stripe + Keypad (Swipe)
- MS Magnetic Stripe (Swipe)
- PRK Proximity + Keypad
- PR Proximity

**6. Lever: △**

- SPA Sparta                      ATH Athens
  - RHO Rhodes                    TLR Tubular
- △ To add tactile warning, use prefix 8. Example 8SPA

**7. Finish:**

- 626 Satin Chrome
- 605 Bright Brass
- 606 Satin Brass
- 612 Satin Bronze
- 619 Satin Nickel
- 625 Bright Chrome
- 643e Aged Bronze
- 626AM Satin Chrome (Antimicrobial Coating)

**8. Cylinder Type:**

- PD Schlage 6-pin Full Cylinder
- For options see individual Class/Chassis page

**9. Keyway Type:**

- S123 Everest 29
- For options see individual Class/Chassis page

**10. Handing:**

- RH Right Handed
- LH Left Handed
- RHR Right Handed Reverse
- LHR Left Handed Reverse

**11. Battery Holder:**

- 4B - 4AA Battery Kit

**12. Backset and Latch or Armor Front:**

- 13-247 2-3/4" Backset, Deadlatch, Square Corner, 1-1/8" x 2-1/4" (Standard on CY Chassis)
  - 09-663 Armor Front, 1-1/4" Wide, Square Corner (Standard on MS Chassis)
- For options see individual Class/Chassis page

**13. Strike:**

- 10-025 1-3/16" Lip, ANSI, no box, 1-1/4" x 4-7/8" (Standard on CY Chassis)
  - 10-072 1-3/16" Lip, 1-1/4" x 4-7/8" square corner, box (Standard on MS Chassis)
- For options see individual Class/Chassis page

**14. Door Thickness:**

- 1-3/4" (Standard)
- For options see individual Class/Chassis page





**15. Additional Options**

Pricing/product description subject to change without notice.





**Series**

CO-Series standalone locks are the ideal solution for facilities that want the convenience and efficiency of electronic access control without the complexity or cost of a networked system.

**Class**

|               |  |  |
|---------------|--|--|
| <b>CO-100</b> | Standalone, keypad only, manually programmable only                                  |   |
| <b>CO-200</b> | Standalone, user access rights stored on the lock, manually or computer programmable |   |
| <b>CO-220</b> | Standalone, classroom security, remote local lockdown                                |   |
| <b>CO-250</b> | Standalone, user rights stored on magnetic stripe card, computer programmable only   |  |

**Chassis**

|                             |  |   |
|-----------------------------|--|---|
| <b>CY: Cylindrical</b>      | Bored lock installed into a round hole in the door   |  |
| <b>MS: Mortise</b>          | Lock case installed into a mortise rectangular "pocket" in the door                            |  |
| <b>MD: Mortise Deadbolt</b> | Mortise lock with built-in interconnected auxiliary deadbolt                                   |  |
| <b>993R: Exit Trim</b>      | Rim/Concealed Vertical Rod* (CVR) & Concealed Vertical Cable* (CVC)<br><i>*Metal door only</i> |  |
| <b>993M: Exit Trim</b>      | Mortise  |   |
| <b>993S: Exit Trim</b>      | Surface Vertical Rod (SVR)   |   |
| <b>993DT: Exit Trim</b>     | Non-Functioning "Dummy" Exit Trim  |   |

**Note:** 1. Exit trim is only available in 70 function on CO-200, CO-220, and CO-250 models.  
2. Exit trim utilizes universal hardware to simplify installation to a variety of exit device.

Pricing/product description subject to change without notice.

**Exit Device Compatibility**

Exit trim utilizes universal hardware to simplify installation to a variety of exit devices.




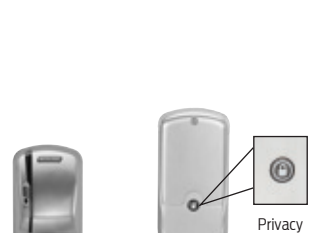


| Exit Device Compatibility |  | Rim | SVR | CVR/CVC | Mortise |
|---------------------------|--|-----|-----|---------|---------|
| Von Duprin                | 98/99 and 98/99XP                                  | ●   | ●   | ●*      | ●       |
| Von Duprin                | 22/22F   | ●   | ●   |         |         |
| Falcon                    | 25   | ●   |     |         |         |
| Corbin Russwin®           | 5000   | ●   |     |         |         |
| Precision™                | 21 (2100 converts to 21 with Precision's BP21 kit) | ●   |     |         |         |
| Yale®                     | 7000   | ●   |     |         |         |
| Dorma®                    | 9300   | ●   |     |         |         |
| Sargent®                  | 80   | ●†  |     |         |         |

● CO-220 is not compatible with surface vertical rod (SVR) devices. \* Metal door only. † Narrow design and reversible rim exits not compatible


**Function**

**CO-100**

**CO-200/CO-250**






|                                       |   |  |   |
|---------------------------------------|---|--|---|
| <p><b>70: Classroom/Storeroom</b></p> | <p>Lockset is normally secure. Inside lever always allows free egress.<br/>Valid toggle credentials on the exterior may be used to change to a passage or secured status.</p>   |  <p>No button</p>        |  <p>No button</p>        |
| <p><b>50: Office</b></p>              | <p>Lockset is normally secure. Inside lever always allows free egress. Interior pushbutton on inside housing may be used to select a passage or secured status. Meets need for lockdown function for safety and security.<br/><b>Note:</b> Valid toggle credentials on the exterior may also be used to change status. Has interior pushbutton (IPB).</p>   |  <p>Privacy button</p> |  <p>Privacy button</p> |
| <p><b>40: Privacy</b></p>             | <p>Lockset is normally secure. Inside lever always allows free egress. Interior pushbutton on inside housing may be used to select a privacy status. The interior pushbutton will disable normal electronic access from the exterior. Opening the door or pressing the interior pushbutton a second time on the inside housing deactivates the privacy status. Has interior pushbutton (IPB).</p> |  <p>Privacy button</p> |  <p>Privacy button</p> |

**CO-220**

|                                      |   |   |
|--------------------------------------|---|---|
| <p><b>75: Classroom Security</b></p> | <p>Operates like a standard classroom/storeroom (70) function. When remote fob is pressed to initiate immediate local lockdown, all normal credentials are rejected and only an authorized pass through credential will allow access. Inside lever always allows free egress.</p> |  <p>LED button</p> |
|--------------------------------------|---|---|

Pricing/product description subject to change without notice.

**Reader**

|   |  |   |
|---|--|---|
| <p><b>KP: Keypad</b></p>                            | <p>12 button design</p>                                  |    |
| <p><b>MSK: Magnetic Stripe + Keypad (Swipe)</b></p> | <p>Configurable to read the complete Track 1, 2 or 3</p> |    |
| <p><b>MS: Magnetic Stripe (Swipe)</b></p>           |  |   |
| <p><b>PR: Proximity</b></p>                         | <p>Reads 125 kHz proximity credentials</p>               |  |
| <p><b>PRK: Proximity + Keypad</b></p>               |  |  |

**Note:** 3. Please refer to CO-Series data sheets and solution sheets prior to ordering to verify credential compatibility.

Lever

|            |           |  |  |
|------------|-----------|--|--|
| <b>RHO</b> | Rhodes    |  |  |
| <b>SPA</b> | Sparta    |  |  |
| <b>TLR</b> | Tubular   |  |  |
| <b>ATH</b> | Athens    |  |  |
| <b>BRW</b> | Broadway  |  |  |
| <b>BRK</b> | Boardwalk |  |  |
| <b>LAT</b> | Latitude  |  |  |
| <b>LON</b> | Longitude |  |  |

- Notes:**
- All lever designs are available in finishes 605, 606, 612, 619, 625, 626, 643E and 626AM.
  - SPA, TLR & ATH Meet California Fire Code for 1/2" or less return to the door.
  - Changing Lever Cylinder Compatibility on a device typically requires replacement of existing spring cage and tailpiece
  - To order tactile warning levers use 8AT for Athens, 8RO for Rhodes, 8SP for Sparta and 8TR for Tubular. Applied to exterior lever only unless otherwise specified. Not available with 643e finish.
  - AD Series, CO Series & ND Series levers may be interchangeable in some cases depending whether it is an interior or exterior lever, the type of chassis and the type of cylinder/ spring cage/ tail piece. Please consult the CO Series Parts guide for more information.

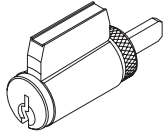
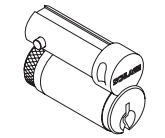

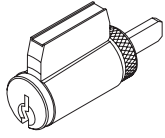

Finish

|              |                            |                                 |
|--------------|----------------------------|---------------------------------|
| <b>626</b>   | Satin Chrome               | BHMA # 626E, Government # US26D |
| <b>605</b>   | Bright Brass               | BHMA # 605E, Government # US3   |
| <b>606</b>   | Satin Brass                | BHMA # 606E, Government # US4   |
| <b>612</b>   | Satin Bronze               | BHMA # 612E, Government # US10  |
| <b>619</b>   | Satin Nickel               |                                 |
| <b>625</b>   | Bright Chrome              | BHMA # 625E, Government # US26  |
| <b>643e</b>  | Aged Bronze                |                                 |
| <b>626AM</b> | Satin Chrome Antimicrobial |                                 |

**Note:** 9. Please refer to the Electronic Access Control catalog or online product information at [us.allegion.com](http://us.allegion.com) to view each finish.

Pricing/product description subject to change without notice.

**Cylinder**

|              |  |   |
|--------------|--|---|
| <b>P</b>     | With cylinder<br>Schlage- Everest 29 S123<br>6 Pin Key-in-Lever (KIL)<br>Keyed different as standard with two keys   |    |
| <b>L</b>     | Less cylinder<br>Schlage, Falcon<br>6 Pin Key-in-Lever (KIL)   |   |
| <b>R</b>     | With cylinder<br>Schlage- Everest 29 S123<br>6 Pin Full Size Interchangeable Core (FSIC)<br>Keyway one bitted as standard with two keys                                    |    |
| <b>J</b>     | Less cylinder<br>Schlage<br>6 Pin Full Size Interchangeable Core (FSIC)  |   |
| <b>G</b>     | With cylinder<br>Schlage Everest 29 R<br>7 Pin Small Format Interchangeable Core (SFIC)<br>Factory master keyed with two keys as standard, master keying must be specified |    |
| <b>B</b>     | Less cylinder<br>Schlage, Falcon, Competitive OEM's<br>7 Pin Small Format Interchangeable Core (SFIC)  |   |
| <b>L SAR</b> | Less cylinder<br>Sargent (10L+11L)<br>6 Pin Key-in-Lever (KIL)   |    |
| <b>LC06</b>  | Less cylinder<br>6 Pin Key-in-Lever (KIL)  |   |
| <b>JSAR</b>  | Less cylinder<br>Sargent 6300<br>6 Pin Full Size Interchangeable Core (FSIC)   |  |
| <b>JC06</b>  | Less cylinder<br>Corbin 8000<br>6 Pin Full Size Interchangeable Core (FSIC)  |   |
| <b>JC07</b>  | Less cylinder<br>Corbin 8000-7<br>7 Pin Full Size Interchangeable Core (FSIC)<br>(Only RHO, 8RO, SPA, BSP, TLR, 8TR)   |   |
| <b>JMED</b>  | Less cylinder<br>Medeco 32*0201<br>6 Pin Full Size Interchangeable Core (FSIC)   |   |
| <b>JYA6</b>  | Less cylinder<br>Yale 1210 or Medeco 31*0100<br>6 Pin Full Size Interchangeable Core (FSIC)  |   |
| <b>JYA7</b>  | Less cylinder<br>Yale 1220<br>7 Pin Full Size Interchangeable Core (FSIC)  |   |
| <b>L FA7</b> | Less cylinder<br>Falcon<br>7 Pin Key-in-Lever (KIL)<br>(Only RHO, 8RO, SPA, BSP lever styles)  |   |
|              |  |   |

- Notes:**
- 14. Competitor lever designs come in finishes 626 standard, and 605, 606, 612, 619, 625, 643e, and 626AM with extended lead-times.
  - 15. For P, R and G -Master Keyed cylinders can be specified and will be shipped in lock packaging.
  - 16. For Master Key System Summary form which should accompany the master keyed order, see pages 293-303.
  - 17. For Master Keying, additional line item 50-210 is required for Classic and Everest cylinders.
  - 18. Control Keys for installation/removal of interchangeable cores are not furnished and must be ordered separate.
  - 19. For additional assistance on Master Keying as well as restricted keyways please contact your local sales representative.
  - 20. Spring cages & tail pieces are different based on the type of cylinder and chassis selected. Please see the CO-Series parts guide for more information.
  - 21. The CO-Series accepts many popular models of standard, SFIC, and FSIC cylinders. Consult the Keyway/Cylinder compatibility datasheet (010432) for details. See pricebook for specific configurations.

### Key Systems Available Through Schlage

|                                     |   |
|-------------------------------------|---|
| <b>Everest 29 S Keyway Family</b>   | Patent protected open keyways that are available in full size key in lever and full size interchangeable core (FSIC) formats. Patent protection through 2029.       |
| <b>Everest 29 T Keyway Family</b>   | Patent protected restricted keyways that are available in full size key in lever and full size interchangeable core (FSIC) formats. Patent protection through 2029. |
| <b>Everest D Keyway Family</b>      | Restricted keyways that are available in full size key in lever and full size interchangeable core (FSIC) formats.  |
| <b>Everest C Keyway Family</b>      | Open keyways that are available in full size key in lever and full size interchangeable core (FSIC) formats.  |
| <b>Schlage Classic Open Keyways</b> | Classic (C/E/F): Open keyways available in key in lever and full size interchangeable core designs  |
| <b>Everest B Keyway Family</b>      | Restricted keyways that are available on small format interchangeable core (SFIC).  |
| <b>Everest 29 R Keyway Family</b>   | Patent protected restricted keyways that are available on small format interchangeable core (SFIC). Patent protection through 2029.                                 |

- Notes:** 18. Everest Restricted Keyways require a Letter of Authorization to be submitted with the order.  
 19. See sample Letter of Authorization page 305.  
 20. Full Size key systems (Everest 29 S & T, Everest C & D, Obverse & Quad) are available in Primus and Primus XP key system and must be ordered separately. Lock should be ordered less cylinder and Primus cylinder should be a separate line.  
 21. Contact your local RSO representative for assistance in determining which format and level of exclusivity best suits your needs.

### Handing

|            |   |  |
|------------|---|--|
| <b>RH</b>  | Right Handed: Hinges on Right Opens Inward          |  |
| <b>LH</b>  | Left Handed: Hinges on left Opens Inward            |  |
| <b>RHR</b> | Right Handed Reverse: Hinges on Right Opens Outward |  |
| <b>LHR</b> | Left Handed Reverse: Hinges on Left Opens Outward   |  |

- Notes:** 22. Exit trim 993 chassis available only with RHR or LHR option.  
 23. Handing is field reversible, but requires removal of the exterior escutcheon cover. Please see CO-Series installation instructions for details.

### Battery

|           |                                  |  |
|-----------|----------------------------------|--|
| <b>4B</b> | 4AA Battery Holder and Cover Kit |  |
|-----------|----------------------------------|--|

- Note:** 24. CO-Series locks use standard off the shelf AA batteries.



**Backset & Latchbolt (Cylindrical Chassis)**

|                      |   |   |
|----------------------|---|---|
| <p><b>13-247</b></p> | <p>2-3/4" Backset, Deadlatch, Square corner, 1-1/8" x 2-1/4"</p>  |    |
| <p><b>14-049</b></p> | <p>2-3/4" Backset, Deadlatch Anti-friction fire door latch, Square corner, 1-1/8" x 2-1/4", 3/4" throw</p>  |    |
| <p><b>14-051</b></p> | <p>2-3/8" Backset, Deadlatch Square corner, 1-1/8" x 2-1/4"</p>   |    |
| <p><b>14-050</b></p> | <p>3-3/4" Backset, Deadlatch Square corner, 1-1/8" x 2-1/4"</p>   |    |
| <p><b>43-001</b></p> | <p>5" Backset extension link, Deadlatch</p>   |  |
| <p><b>39-030</b></p> | <p>Rabbeted latch and strike kit, 605 and 626 only. Adapts square corner latch and 2-3/4" square corner strike to 1/2" rabbeted door and frame.</p> | <p>No image available</p>   |

**Mortise Lock Armor Front (Mortise/Mortise Deadbolt Chassis)**

|                      |   |  |
|----------------------|---|--|
| <p><b>09-663</b></p> | <p>1-1/4" Wide Square Corner, Latch for MS</p>                      |  |
| <p><b>09-669</b></p> | <p>1-1/16" Wide Square Corner, Latch, options for MS</p>            |  |
| <p><b>09-666</b></p> | <p>1-1/4" Wide Square Corner, Latch x Deadbolt for MD</p>           |  |
| <p><b>09-672</b></p> | <p>1-1/16" Wide Square Corner, Latch x Deadbolt, Options for MD</p> |  |

**Notes:** 25. For 1-3/4" thick doors, use wide armor front. For over 1-3/4" thick door extended equally (EE), use 1-1/4" wide armor front  
 26 Available finishes are 605, 606, 612, 619, 625, and 626.  
 27 Images not shown to scale. Consult CO-Series Parts Guide for more information.

**Strike Plate (Cylindrical Chassis)**

|                     |  |                            |
|---------------------|--|----------------------------|
| <b>10-025</b>       | 1-3/16" Lip, ANSI, no box, 1-1/4" x 4-7/8",  |                            |
| <b>10-013</b>       | 1-1/8" Lip, Square Corner, T-strike, box, 1-1/8" - 2-3/4",<br>1-1/2" Lip available, must specify 1-1/2" Lip                                |                            |
| <b>10-016</b>       | 1-1/8" Lip, Square Corner, T-strike, deep box, fire door latch   |                            |
| <b>K510-066</b>     | Box for ANSI strike (Must be specific)   |                            |
| <b>10-072</b>       | 1-3/16" Lip, 1-1/4" x 4-7/8", Square Corner, box   |                            |
| <b>10-072</b>       | 7/8", 1", 1-1/2", 1-3/4", or 2" Lip, 1-1/4" x 4-7/8", Square Corner, box   |                            |
| <b>10-075</b>       | 1/2" Rabbeted, For 1-3/4" thick doors, use wide armor front. For over 1-3/4" thick door extended equally (EE) use 1-1/4" wide armor front. |                            |
| <b>37-015</b>       | Strike Frame Reinforcer, specify 37-015  |                            |
| <b>XL11-820</b>     | One hole for latching functions, RH & LHR doors Lip 1-3/16"  |                            |
| <b>XL11-821</b>     | One hole for latching functions, LH & RHR doors Lip 1-3/16"  |                            |
| <b>XQ07-351-134</b> | Strike, ANSI, No Box, 1-1/4" x 4-7/8", 1-3/4" Lip Length   | <b>Image not available</b> |
| <b>XQ03-494-134</b> | Strike, Square Corner, T-strike, Box, 1-1/8" x 2-3/4", 1-3/4" Lip  | <b>Image not available</b> |

**Note:** 33. XL11-820 & XL11-821 Extended lead time; contact customer service.

Pricing/product description subject to change without notice.

**Door Thickness**

|               |   |
|---------------|---|
| <b>1-3/4"</b> | 1-3/4"  |
| <b>1-3/8"</b> | 1-3/8" to 2-3/4", Shims included (Specify in 1/8" increments) |

- Notes:**
- 29. *Door Thickness Kits are available on page 241 to install a lock on a door that is thicker or thinner than 1-3/4". See AD-Series Parts guide for details. Locks cannot be installed on doors thicker than 2-3/4" or thinner than 1-3/8".*
  - 30. *Thin Door Shims are available on page 210 to install a lock on a door that is thinner than 1-3/4".*
  - 31. *Decorative Plates are used to cover exposed holes when retrofitting from existing locks to CO-Series locks. The size of plate required will vary based on the size and location of holes being covered. Retrofit information can be found at [www.schlage.com/support](http://www.schlage.com/support).*
  - 32. *If under the lock decorative plates are on both sides of device, then door will become 1/8" thicker. A Door Thickness Kit of an incremental 1/8" must be ordered to accommodate under the lock plates.*



**1-5. Select Chassis/Function/Reader (Note: CO-Series readers are not interchangeable)**

|                        |   |                 |
|------------------------|---|-----------------|
| <b>CO-100-CY-70-KP</b> | Classroom/Storeroom with Keypad Reader; manually programmed | <b>\$866.00</b> |
| <b>CO-100-CY-50-KP</b> | Office with Keypad Reader; manually programmed              | <b>\$876.00</b> |
| <b>CO-100-CY-40-KP</b> | Privacy with Keypad Reader; manually programmed             | <b>\$876.00</b> |



CO-100-CY-70-KP

CO-SERIES Standalone

**6. Select Lever\***

|            |                 |                       |
|------------|-----------------|-----------------------|
| <b>LLL</b> | Less each lever | <b>DEDUCT \$23.70</b> |
| <b>SPA</b> | Sparta          | <b>N/C</b>            |
| <b>RHO</b> | Rhodes          | <b>N/C</b>            |
| <b>ATH</b> | Athens          | <b>N/C</b>            |
| <b>TLR</b> | Tubular         | <b>N/C</b>            |
| <b>BRW</b> | Broadway        | <b>N/C</b>            |
| <b>BRK</b> | Boardwalk       | <b>N/C</b>            |
| <b>LAT</b> | Latitude        | <b>N/C</b>            |
| <b>LON</b> | Longitude       | <b>N/C</b>            |

\* Tactile Warning use **BAT** for Athens, **8RO** for Rhodes, **8SP** for Sparta and **8TR** for Tubular. \$47.00 per lever. Applied to exterior lever only unless otherwise specified. Not available with 643e finish.

**7. Select Finish**

|              |                            |                 |
|--------------|----------------------------|-----------------|
| <b>626</b>   | Satin Chrome               | <b>N/C</b>      |
| <b>605</b>   | Bright Brass               | <b>\$143.00</b> |
| <b>606</b>   | Satin Brass                | <b>\$143.00</b> |
| <b>612</b>   | Satin Bronze               | <b>\$143.00</b> |
| <b>619</b>   | Satin Nickel               | <b>\$143.00</b> |
| <b>625</b>   | Bright Chrome              | <b>\$143.00</b> |
| <b>643e</b>  | Aged Bronze                | <b>\$143.00</b> |
| <b>626AM</b> | Satin Chrome Antimicrobial | <b>\$184.00</b> |

**8. Select Cylinder Type**

|              |  |                       |
|--------------|--|-----------------------|
| <b>P ● △</b> | With Cylinder, Schlage- (Everest 29 S123, 6 Pin KIL standard)                        | <b>N/C</b>            |
| <b>L</b>     | Less Cylinder, Schlage, Falcon, 6 Pin KIL  | <b>DEDUCT \$65.00</b> |
| <b>R ● □</b> | With Cylinder, Schlage 6-Pin (Everest 29 S123 standard) FSIC                         | <b>\$39.00</b>        |
| <b>J</b>     | Less Cylinder, Schlage, 6 Pin FSIC   | <b>DEDUCT \$36.00</b> |
| <b>G ● □</b> | With Cylinder, Schlage 7-Pin (Everest 29R standard) (factory master keyed only) SFIC | <b>\$87.00</b>        |
| <b>B</b>     | Less Cylinder, Schlage, Falcon, Competitive OEM's, 7 Pin (SFIC)                      | <b>N/C</b>            |
| <b>L SAR</b> | Less Cylinder, Sargent (10L + 11L), 6 Pin KIL  | <b>N/C</b>            |
| <b>L CO6</b> | Less Cylinder, Corbin, 6 Pin KIL (Only RHO, 8RO, SPA, 8SP lever styles)              | <b>N/C</b>            |
| <b>J SAR</b> | Less Cylinder, Sargent 6300, 6 Pin FSIC  | <b>N/C</b>            |
| <b>J CO6</b> | Less Cylinder, Corbin 8000, 6 Pin FSIC   | <b>N/C</b>            |
| <b>J CO7</b> | Less Cylinder, Corbin 8000-7, 7 Pin FSIC, (Only RHO, 8RO, SPA, 8SP, TLR and 8TR)     | <b>N/C</b>            |
| <b>J MED</b> | Less Cylinder, Medeco 32*0201, 6 Pin FSIC (Only RHO, 8RO, SPA, 8SP lever styles)     | <b>N/C</b>            |
| <b>J YA6</b> | Less Cylinder, Yale 1210 or Medeco 31*0100, 6 Pin FSIC                               | <b>N/C</b>            |
| <b>J YA7</b> | Less Cylinder, Yale 1220, 7 Pin FSIC (Only RHO, 8RO, SPA, 8SP lever styles)          | <b>N/C</b>            |
| <b>L FA7</b> | Less Cylinder, Falcon, 7 Pin, KIL (Only RHO, 8RO, SPA, 8SP lever styles)             | <b>N/C</b>            |

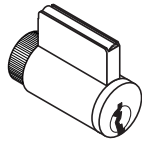
● Master Keyed cylinders can be specified and will be shipped in lock packaging. For Master Keying System Summary form which should accompany the master keyed order, see page 293.

△ For Master Keying, additional line item 50-210 is required, \$20.70 each.

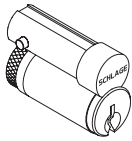
□ Control Keys for installation/removal of interchangeable cores are not furnished and must be ordered separate.

For additional assistance on Master Keying as well as restricted keyways please contact customer service.

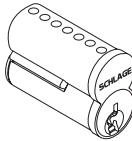
Full Cylinder  
PD LD LDSAR LDFA7



Full Size Interchangeable Core  
RD JD JD SAR JD CO6 JD YA6 JD CO7



Small Format Interchangeable Core  
GD BD



**9. Select Keying Type**

| Open Keyway Families: KIL or FSIC <sup>2</sup>         |                                     |                 |
|--|-------------------------------------|-----------------|
| <b>S123</b>  | Everest 29 S (Key in Lever or FSIC) | <b>STANDARD</b> |
| <b>C123</b>  | Everest C                           | <b>N/C</b>      |
| <b>C/CE/E/EF/F/FG/G</b>                                | Classic Obverse                     | <b>N/C</b>      |
| Restricted Keyway Families: KIL or FSIC <sup>1,2</sup> |                                     |                 |
| <b>29 T</b>  | Everest 29 T                        | <b>\$18.00</b>  |
| <b>D</b>   | Everest D                           | <b>\$18.00</b>  |
| <b>Classic Restricted</b>                              | Quad, Numbered, Reverse             | <b>\$18.00</b>  |
| Restricted Keyway Families: SFIC <sup>3</sup>          |                                     |                 |
| <b>29 R</b>  | Everest 29 R                        | <b>N/C</b>      |
| <b>B</b>   | Everest B                           | <b>N/C</b>      |

<sup>1</sup> Everest Restricted Keyways require a Letter of Authorization to be submitted with the order. See sample Letter of Authorization, see page 305.

<sup>2</sup> Full Size key systems (Everest 29 S & T, Everest C & D, Obverse & Quad) are available in Primus and Primus XP key system and must be ordered separately. Lock should be ordered less cylinder and Primus cylinder should be a separate line.

<sup>3</sup> Master Keyed cylinders can be specified and will be shipped in lock packaging. For Master Keying System Summary form which should accompany the master keyed order, see page 293.

**10. Select Handing (Field Reversible)**

|            |                      |            |
|------------|----------------------|------------|
| <b>RH</b>  | Right Handed         | <b>N/C</b> |
| <b>LH</b>  | Left Handed          | <b>N/C</b> |
| <b>RHR</b> | Right Handed Reverse | <b>N/C</b> |
| <b>LHR</b> | Left Handed Reverse  | <b>N/C</b> |

**11. Select Battery**

|           |                 |                 |
|-----------|-----------------|-----------------|
| <b>4B</b> | 4AA Battery Kit | <b>STANDARD</b> |
|-----------|-----------------|-----------------|

**12. Select Backset & Latchbolt**

|                |   |                       |
|----------------|---|-----------------------|
| <b>LLL</b>     | Less Latch  | <b>DEDUCT \$35.20</b> |
| <b>13-247</b>  | 2-3/4" Backset, Deadlatch, Square corner, 1-1/8" x 2-1/4"   | <b>STANDARD</b>       |
| <b>14-049</b>  | 2-3/4" Backset, Deadlatch Anti-friction fire door latch, Square corner, 1-1/8" x 2-1/4", 3/4" throw | <b>\$186.00</b>       |
| <b>14-051</b>  | 2-3/8" Backset, Deadlatch Square corner, 1-1/8" x 2-1/4"  | <b>N/C</b>            |
| <b>14-050</b>  | 3-3/4" Backset, Deadlatch Square corner, 1-1/8" x 2-1/4"  | <b>\$11.00</b>        |
| <b>43-001</b>  | 5" Backset extension link, Deadlatch  | <b>\$34.10</b>        |
| <b>39-030*</b> | Rabbeted latch and strike kit, 605 and 626 only   | <b>\$59.80</b>        |

\* Adapts square corner latch and 2-3/4" square corner strike to 1/2" rabbeted door and frame.

**13. Select Strike Plate**

|                 |  |                      |
|-----------------|--|----------------------|
| <b>LLL</b>      | Less Strike Plate  | <b>DEDUCT \$4.60</b> |
| <b>10-025</b>   | 1-3/16" Lip, ANSI, no box, 1-1/4" x 4-7/8"                     | <b>STANDARD</b>      |
| <b>10-013*</b>  | 1-1/8" Lip, Square Corner, T-strike, box, 1-1/8" - 2-3/4"      | <b>N/C</b>           |
| <b>10-016</b>   | 1-1/8" Lip, Square Corner, T-strike, deep box, fire door latch | <b>N/C</b>           |
| <b>K510-066</b> | Box for ANSI strike (Must be specific)                         | <b>N/C</b>           |

\* 1-1/2" Lip available, must specify 1-1/2" Lip \$8.00

**14. Select Door Thickness**

|                    |   |                 |
|--------------------|---|-----------------|
| <b>134</b>         | 1-3/4"  | <b>STANDARD</b> |
| <b>Example 138</b> | 1-3/8" to 2-3/4", Shims included (Specify in 1/8" increments) | <b>\$60.70</b>  |

Accessories available, see pages 210-211.  
Accessories include Decorative Plates, Handheld Device, etc.



**1-5. Select Chassis/Function/Reader (Note: CO-Series readers are not interchangeable)**

|                        |   |                   |
|------------------------|---|-------------------|
| <b>CO-100-MS-70-KP</b> | Classroom/Storeroom with Keypad Reader; manually programmed           | <b>\$1,031.00</b> |
| <b>CO-100-MS-50-KP</b> | Office with Keypad Reader; manually programmed                        | <b>\$1,041.00</b> |
| <b>CO-100-MS-40-KP</b> | Privacy with Keypad Reader; manually programmed                       | <b>\$1,041.00</b> |
| <b>CO-100-MD-40-KP</b> | Privacy with Mortise Deadbolt with Keypad Reader; manually programmed | <b>\$1,137.00</b> |



CO-100-MS-70-KP

**6. Select Lever\***

|            |                                   |                       |
|------------|-----------------------------------|-----------------------|
| <b>LLL</b> | Less interior and exterior levers | <b>DEDUCT \$66.90</b> |
| <b>SPA</b> | Sparta                            | <b>N/C</b>            |
| <b>RHO</b> | Rhodes                            | <b>N/C</b>            |
| <b>ATH</b> | Athens                            | <b>N/C</b>            |
| <b>TLR</b> | Tubular                           | <b>N/C</b>            |
| <b>BRW</b> | Broadway                          | <b>N/C</b>            |
| <b>BRK</b> | Boardwalk                         | <b>N/C</b>            |
| <b>LAT</b> | Latitude                          | <b>N/C</b>            |
| <b>LON</b> | Longitude                         | <b>N/C</b>            |

\* Tactile Warning use 8AT for Athens, 8RO for Rhodes, 8SP for Sparta and 8TR for Tubular. \$47.00 per lever. Applied to exterior lever only unless otherwise specified. Not available with 643e finish.

**7. Select Finish**

|              |                            |                 |
|--------------|----------------------------|-----------------|
| <b>626</b>   | Satin Chrome               | <b>N/C</b>      |
| <b>605</b>   | Bright Brass               | <b>\$143.00</b> |
| <b>606</b>   | Satin Brass                | <b>\$143.00</b> |
| <b>612</b>   | Satin Bronze               | <b>\$143.00</b> |
| <b>619</b>   | Satin Nickel               | <b>\$143.00</b> |
| <b>625</b>   | Bright Chrome              | <b>\$143.00</b> |
| <b>643e</b>  | Aged Bronze                | <b>\$143.00</b> |
| <b>626AM</b> | Satin Chrome Antimicrobial | <b>\$184.00</b> |

**8. Select Cylinder Type**

|              |  |                       |
|--------------|--|-----------------------|
| <b>P ● △</b> | With Cylinder, Schlage- (Everest 29 S123, 6 Pin KIL standard)                        | <b>N/C</b>            |
| <b>L</b>     | Less Cylinder, Schlage, Falcon, 6 Pin KIL  | <b>DEDUCT \$65.00</b> |
| <b>R ● □</b> | With Cylinder, Schlage 6-Pin (Everest 29 S123 standard) FSIC                         | <b>\$39.00</b>        |
| <b>J</b>     | Less Cylinder, Schlage, 6 Pin FSIC   | <b>DEDUCT \$36.00</b> |
| <b>G ● □</b> | With Cylinder, Schlage 7-Pin (Everest 29R standard) (factory master keyed only) SFIC | <b>\$87.00</b>        |
| <b>B</b>     | Less Cylinder, Schlage, Falcon, Competitive OEM's, 7 Pin (SFIC)                      | <b>N/C</b>            |
| <b>L SAR</b> | Less Cylinder, Sargent (10L + 11L), 6 Pin KIL  | <b>N/C</b>            |
| <b>L CO6</b> | Less Cylinder, Corbin, 6 Pin KIL (Only RHO, 8RO, SPA, 8SP lever styles)              | <b>N/C</b>            |
| <b>J SAR</b> | Less Cylinder, Sargent 6300, 6 Pin FSIC  | <b>N/C</b>            |
| <b>J CO6</b> | Less Cylinder, Corbin 8000, 6 Pin FSIC   | <b>N/C</b>            |
| <b>J CO7</b> | Less Cylinder, Corbin 8000-7, 7 Pin FSIC, (Only RHO, 8RO, SPA, 8SP, TLR and 8TR)     | <b>N/C</b>            |
| <b>J MED</b> | Less Cylinder, Medeco 32*0201, 6 Pin FSIC (Only RHO, 8RO, SPA, 8SP lever styles)     | <b>N/C</b>            |
| <b>J YA6</b> | Less Cylinder, Yale 1210 or Medeco 31*0100, 6 Pin FSIC                               | <b>N/C</b>            |
| <b>J YA7</b> | Less Cylinder, Yale 1220, 7 Pin FSIC (Only RHO, 8RO, SPA, 8SP lever styles)          | <b>N/C</b>            |
| <b>L FA7</b> | Less Cylinder, Falcon, 7 Pin, KIL (Only RHO, 8RO, SPA, 8SP lever styles)             | <b>N/C</b>            |

● Master Keyed cylinders can be specified and will be shipped in lock packaging. For Master Keying System Summary form which should accompany the master keyed order, see page 293.

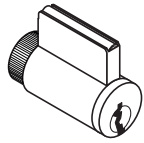
△ For Master Keying, additional line item 50-210 is required, \$20.70 each.

□ Control Keys for installation/removal of interchangeable cores are not furnished and must be ordered separate.

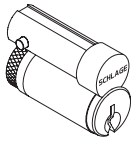
For additional assistance on Master Keying as well as restricted keyways please contact customer service.



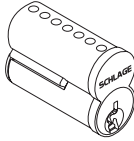
Full Cylinder  
PD LD LDSAR LDFA7



Full Size  
Interchangeable Core  
RD JD JD SAR JD CO6 JD YA6  
JD CO7



Small Format  
Interchangeable Core  
GD BD



**9. Select Keying Type**

| Open Keyway Families: KIL or FSIC <sup>2</sup>         |                                     |                 |
|--|-------------------------------------|-----------------|
| <b>S123</b>  | Everest 29 S (Key in Lever or FSIC) | <b>STANDARD</b> |
| <b>C123</b>  | Everest C                           | <b>N/C</b>      |
| <b>C/CE/E/EF/F/FG/G</b>                                | Classic Obverse                     | <b>N/C</b>      |
| Restricted Keyway Families: KIL or FSIC <sup>1,2</sup> |                                     |                 |
| <b>29 T</b>  | Everest 29 T                        | <b>\$18.00</b>  |
| <b>D</b>   | Everest D                           | <b>\$18.00</b>  |
| <b>Classic Restricted</b>                              | Quad, Numbered, Reverse             | <b>\$18.00</b>  |
| Restricted Keyway Families: SFIC <sup>3</sup>          |                                     |                 |
| <b>29 R</b>  | Everest 29 R                        | <b>N/C</b>      |
| <b>B</b>   | Everest B                           | <b>N/C</b>      |

<sup>1</sup> Everest Restricted Keyways require a Letter of Authorization to be submitted with the order. See sample Letter of Authorization, see page 305.

<sup>2</sup> Full Size key systems (Everest 29 S & T, Everest C & D, Obverse & Quad) are available in Primus and Primus XP key system and must be ordered separately. Lock should be ordered less cylinder and Primus cylinder should be a separate line.

<sup>3</sup> Master Keyed cylinders can be specified and will be shipped in lock packaging. For Master Keying System Summary form which should accompany the master keyed order, see page 293.

**10. Select Handing (Field Reversible)**

|            |                      |            |
|------------|----------------------|------------|
| <b>RH</b>  | Right Handed         | <b>N/C</b> |
| <b>LH</b>  | Left Handed          | <b>N/C</b> |
| <b>RHR</b> | Right Handed Reverse | <b>N/C</b> |
| <b>LHR</b> | Left Handed Reverse  | <b>N/C</b> |

**11. Select Battery**

|           |                 |                 |
|-----------|-----------------|-----------------|
| <b>4B</b> | 4AA Battery Kit | <b>STANDARD</b> |
|-----------|-----------------|-----------------|

**12. Select Mortise Lock Armor Front**

|               |   |                       |
|---------------|---|-----------------------|
| <b>LLL</b>    | Less Armor Front                                  | <b>DEDUCT \$17.30</b> |
| <b>09-663</b> | 1-1/4" Wide Square Corner, Latch for MS           | <b>STANDARD</b>       |
| <b>09-669</b> | 1-1/16" Wide Square Corner, Latch, options for MS | <b>N/C</b>            |

**13. Select Strike Plate**

|                 |  |                       |
|-----------------|--|-----------------------|
| <b>LLL</b>      | Less Strike  | <b>DEDUCT \$13.60</b> |
| <b>10-072</b>   | 1-1/4" x 4-7/8" Square Corner + box; 1-3/16" lip length                      | <b>STANDARD</b>       |
| <b>10-072xx</b> | 1-1/4" x 4-7/8" Square Corner + box; specify lip length (xx) as 1" or 1-1/2" | <b>N/C</b>            |
| <b>10-072xx</b> | 1-1/4" x 4-7/8" Square Corner + box; specify lip length (xx) as 1-3/4"       | <b>\$32.20</b>        |
| <b>10-075●</b>  | 1/2" Rabbeted  | <b>\$111.00</b>       |
| <b>37-015</b>   | Strike Frame Reinforcer, specify 37-015                                      | <b>N/C</b>            |

● For 1-3/4" thick doors, use wide armor front. For over 1-3/4" thick door extended equally (EE) use 1-1/4" wide armor front.

△ Extended leadtime, consult customer service.

**14. Select Door Thickness**

|                    |   |                 |
|--------------------|---|-----------------|
| <b>134</b>         | 1-3/4"  | <b>STANDARD</b> |
| <b>Example 138</b> | 1-3/8" to 2-3/4", Shims included (Specify in 1/8" increments) | <b>\$58.90</b>  |

Accessories available, see pages 210-211.  
Accessories include Decorative Plates, Handheld Device, etc.

**1-3. Select Chassis/Function/Reader (Note: CO-Series readers are not interchangeable)**

|                           |  |                   |
|---------------------------|--|-------------------|
| <b>CO-100-993R*-70-KP</b> | Exit Rim/ <sup>†</sup> Concealed Vertical Rod/ <sup>†</sup> Concealed Vertical Cable with Keypad Reader, Manually Programmed | <b>\$1,195.00</b> |
| <b>CO-100-993R*-40-KP</b> | Privacy with Keypad Reader; manually programmed  | <b>\$1,195.00</b> |
| <b>CO-100-993R-50-KP</b>  | <b>Office with Keypad Reader; manually programmed</b>  | <b>\$1,195.00</b> |
| <b>CO-100-993S*-70-KP</b> | Exit Surface Vertical Rod with Keypad Reader, Manually Programmed  | <b>\$1,205.00</b> |
| <b>CO-100-993M*-70-KP</b> | Exit Mortise Lock with Keypad Reader, Manually Programmed  | <b>\$1,205.00</b> |

\* See page 172 for exit device compatibility. † Metal door only.



CO-100-993R-70-KP

**4. Select Function**

|           |                     |                 |
|-----------|---------------------|-----------------|
| <b>70</b> | Classroom/Storeroom | <b>STANDARD</b> |
|-----------|---------------------|-----------------|

**5. Select Lever\***

|            |                                   |                       |
|------------|-----------------------------------|-----------------------|
| <b>LLL</b> | Less interior and exterior levers | <b>DEDUCT \$23.70</b> |
| <b>SPA</b> | Sparta                            | <b>N/C</b>            |
| <b>RHO</b> | Rhodes                            | <b>N/C</b>            |
| <b>ATH</b> | Athens                            | <b>N/C</b>            |
| <b>TLR</b> | Tubular                           | <b>N/C</b>            |
| <b>BRW</b> | Broadway                          | <b>N/C</b>            |
| <b>BRK</b> | Boardwalk                         | <b>N/C</b>            |
| <b>LAT</b> | Latitude                          | <b>N/C</b>            |
| <b>LON</b> | Longitude                         | <b>N/C</b>            |

\* Tactile Warning use **8AT** for Athens, **8RO** for Rhodes, **8SP** for Sparta and **8TR** for Tubular. \$47.00 per lever. Applied to exterior lever only unless otherwise specified. Not available with 643e finish.

**6. Select Finish**

|              |                            |                 |
|--------------|----------------------------|-----------------|
| <b>626</b>   | Satin Chrome               | <b>N/C</b>      |
| <b>605</b>   | Bright Brass               | <b>\$143.00</b> |
| <b>606</b>   | Satin Brass                | <b>\$143.00</b> |
| <b>612</b>   | Satin Bronze               | <b>\$143.00</b> |
| <b>619</b>   | Satin Nickel               | <b>\$143.00</b> |
| <b>625</b>   | Bright Chrome              | <b>\$143.00</b> |
| <b>643e</b>  | Aged Bronze                | <b>\$143.00</b> |
| <b>626AM</b> | Satin Chrome Antimicrobial | <b>\$184.00</b> |

**7. Select Cylinder Type**

|              |  |                       |
|--------------|--|-----------------------|
| <b>P ● △</b> | With Cylinder, Schlage- (Everest 29 S123, 6 Pin KIL standard)                        | <b>N/C</b>            |
| <b>L</b>     | Less Cylinder, Schlage, Falcon, 6 Pin KIL  | <b>DEDUCT \$65.00</b> |
| <b>R ● □</b> | With Cylinder, Schlage 6-Pin (Everest 29 S123 standard) FSIC                         | <b>\$39.00</b>        |
| <b>J</b>     | Less Cylinder, Schlage, 6 Pin FSIC   | <b>DEDUCT \$36.00</b> |
| <b>G ● □</b> | With Cylinder, Schlage 7-Pin (Everest 29R standard) (factory master keyed only) SFIC | <b>\$87.00</b>        |
| <b>B</b>     | Less Cylinder, Schlage, Falcon, Competitive OEM's, 7 Pin (SFIC)                      | <b>N/C</b>            |
| <b>LSAR</b>  | Less Cylinder, Sargent (10L + 11L), 6 Pin KIL  | <b>N/C</b>            |
| <b>LC06</b>  | Less Cylinder, Corbin, 6 Pin KIL (Only RHO, 8RO, SPA, 8SP lever styles)              | <b>N/C</b>            |
| <b>JSAR</b>  | Less Cylinder, Sargent 6300, 6 Pin FSIC  | <b>N/C</b>            |
| <b>JC06</b>  | Less Cylinder, Corbin 8000, 6 Pin FSIC   | <b>N/C</b>            |
| <b>JC07</b>  | Less Cylinder, Corbin 8000-7, 7 Pin FSIC. (Only RHO, 8RO, SPA, 8SP, TLR and 8TR)     | <b>N/C</b>            |
| <b>JMED</b>  | Less Cylinder, Medeco 32*0201, 6 Pin FSIC (Only RHO, 8RO, SPA, 8SP lever styles)     | <b>N/C</b>            |
| <b>JYA6</b>  | Less Cylinder, Yale 1210 or Medeco 31*0100, 6 Pin FSIC                               | <b>N/C</b>            |
| <b>JYA7</b>  | Less Cylinder, Yale 1220, 7 Pin FSIC (Only RHO, 8RO, SPA, 8SP lever styles)          | <b>N/C</b>            |
| <b>LFA7</b>  | Less Cylinder, Falcon, 7 Pin, KIL (Only RHO, 8RO, SPA, 8SP lever styles)             | <b>N/C</b>            |

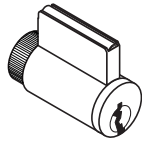
● Master Keyed cylinders can be specified and will be shipped in lock packaging. For Master Keying System Summary form which should accompany the master keyed order, see page 293.

△ For Master Keying, additional line item 50-210 is required, \$20.70 each.

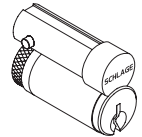
□ Control Keys for installation/removal of interchangeable cores are not furnished and must be ordered separate.

For additional assistance on Master Keying as well as restricted keyways please contact customer service.

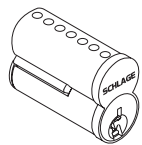
Full Cylinder  
PD LD LDSAR LDA7



Full Size  
Interchangeable Core  
RD JD JD SAR JD CO6 JD YA6  
JD CO7



Small Format  
Interchangeable Core  
GD BD



**8. Select Keying Type**

| Open Keyway Families: KIL or FSIC <sup>2</sup>         |                                     |                 |
|--|-------------------------------------|-----------------|
| <b>S123</b>  | Everest 29 S (Key in Lever or FSIC) | <b>STANDARD</b> |
| <b>C123</b>  | Everest C                           | <b>N/C</b>      |
| <b>C/CE/E/EF/F/FG/G</b>                                | Classic Obverse                     | <b>N/C</b>      |
| Restricted Keyway Families: KIL or FSIC <sup>1,2</sup> |                                     |                 |
| <b>29 T</b>  | Everest 29 T                        | <b>\$18.00</b>  |
| <b>D</b>   | Everest D                           | <b>\$18.00</b>  |
| <b>Classic Restricted</b>                              | Quad, Numbered, Reverse             | <b>\$18.00</b>  |
| Restricted Keyway Families: SFIC <sup>3</sup>          |                                     |                 |
| <b>29 R</b>  | Everest 29 R                        | <b>N/C</b>      |
| <b>B</b>   | Everest B                           | <b>N/C</b>      |

<sup>1</sup> Everest Restricted Keyways require a Letter of Authorization to be submitted with the order. See sample Letter of Authorization, see page 305.

<sup>2</sup> Full Size key systems (Everest 29 S & T, Everest C & D, Obverse & Quad) are available in Primus and Primus XP key system and must be ordered separately. Lock should be ordered less cylinder and Primus cylinder should be a separate line.

<sup>3</sup> Master Keyed cylinders can be specified and will be shipped in lock packaging. For Master Keying System Summary form which should accompany the master keyed order, see page 293.

**9. Select Handing (Field Reversible)**

|            |                      |            |
|------------|----------------------|------------|
| <b>RHR</b> | Right Handed Reverse | <b>N/C</b> |
| <b>LHR</b> | Left Handed Reverse  | <b>N/C</b> |

**10. Select Battery**

|           |                 |                 |
|-----------|-----------------|-----------------|
| <b>4B</b> | 4AA Battery Kit | <b>STANDARD</b> |
|-----------|-----------------|-----------------|

**11. - 12. No Selection Required**

**13. Select Door Thickness**

|                    |  |                 |
|--------------------|--|-----------------|
| <b>134</b>         | 1-3/4"   | <b>STANDARD</b> |
| <b>Example 200</b> | 1-3/4" to 2-3/4", (Specify in 1/8" increments) | <b>\$60.70</b>  |

**CO-Series Exit Trim**

The CO-100 Exit Trim comes with a universal mounting plate and is compatible with the following exit devices:

**Von Duprin 98/99, 98/99XP**

Rim, Concealed Vertical Rod (metal door only), Concealed Vertical Cable (metal door only), Surface Vertical Rod, Mortise.

**Von Duprin 22/22F**

Rim, Surface Vertical Rod

**Falcon 25 - Rim**

**Sargent 80 Series** (Narrow design & reversible rim exits not compatible) - Rim

**Corbin Russwin 5000 Series - Rim**

**Yale 7000 - Rim**

**Dorma 9300 - Rim**

**Precision 21 - Rim** (2100 converts to 21 with Precision's BP21 kit)

**Note:** CO-Series Non-Functioning "Dummy" Exit Trim now available. Please see pages 200-201 for details

Accessories available, see pages 210-211.

Accessories include Decorative Plates, Handheld Device, etc.

Credentials available, see pages 26-31.

Pricing/product description subject to change without notice.

**1-4. Select Chassis/Function**

|                     |                     |                   |
|---------------------|---------------------|-------------------|
| <b>CO-200-CY-70</b> | Classroom/Storeroom | <b>\$1,117.00</b> |
| <b>CO-200-CY-50</b> | Office              | <b>\$1,127.00</b> |
| <b>CO-200-CY-40</b> | Privacy             | <b>\$1,127.00</b> |



CO-200-CY-70-PRK



CO-200-CY-70-PR



CO-200-CY-70-MSK



CO-200-CY-70-MS



CO-200-CY-70-KP

**5. Select Reader (Note: CO-Series readers are not interchangeable)**

|            |                                  |                 |
|------------|----------------------------------|-----------------|
| <b>KP</b>  | Keypad                           | <b>N/C</b>      |
| <b>MS</b>  | Magnetic Stripe (Swipe)          | <b>\$103.00</b> |
| <b>MSK</b> | Magnetic Stripe (Swipe) + Keypad | <b>\$171.00</b> |
| <b>PR</b>  | Proximity                        | <b>\$171.00</b> |
| <b>PRK</b> | Proximity + Keypad               | <b>\$239.00</b> |

**6. Select Lever\***

|            |                 |                       |
|------------|-----------------|-----------------------|
| <b>LLL</b> | Less each lever | <b>DEDUCT \$23.70</b> |
| <b>SPA</b> | Sparta          | <b>N/C</b>            |
| <b>RHO</b> | Rhodes          | <b>N/C</b>            |
| <b>ATH</b> | Athens          | <b>N/C</b>            |
| <b>TLR</b> | Tubular         | <b>N/C</b>            |
| <b>BRW</b> | Broadway        | <b>N/C</b>            |
| <b>BRK</b> | Boardwalk       | <b>N/C</b>            |
| <b>LAT</b> | Latitude        | <b>N/C</b>            |
| <b>LON</b> | Longitude       | <b>N/C</b>            |

\* Tactile Warning use 8AT for Athens, 8RO for Rhodes, 8SP for Sparta and 8TR for Tubular. \$47.00 per lever. Applied to exterior lever only unless otherwise specified. Not available with 643e finish.

**7. Select Finish**

|              |                            |                 |
|--------------|----------------------------|-----------------|
| <b>626</b>   | Satin Chrome               | <b>N/C</b>      |
| <b>605</b>   | Bright Brass               | <b>\$143.00</b> |
| <b>606</b>   | Satin Brass                | <b>\$143.00</b> |
| <b>612</b>   | Satin Bronze               | <b>\$143.00</b> |
| <b>619</b>   | Satin Nickel               | <b>\$143.00</b> |
| <b>625</b>   | Bright Chrome              | <b>\$143.00</b> |
| <b>643e</b>  | Aged Bronze                | <b>\$143.00</b> |
| <b>626AM</b> | Satin Chrome Antimicrobial | <b>\$184.00</b> |

**8. Select Cylinder Type**

|              |  |                       |
|--------------|--|-----------------------|
| <b>P ●△</b>  | With Cylinder, Schlage- (Everest 29 S123, 6 Pin KIL standard)                        | <b>N/C</b>            |
| <b>L</b>     | Less Cylinder, Schlage, Falcon, 6 Pin KIL  | <b>DEDUCT \$65.00</b> |
| <b>R ●□</b>  | With Cylinder, Schlage 6-Pin (Everest 29 S123 standard) FSIC                         | <b>\$39.00</b>        |
| <b>J</b>     | Less Cylinder, Schlage, 6 Pin FSIC   | <b>DEDUCT \$36.00</b> |
| <b>G ●□</b>  | With Cylinder, Schlage 7-Pin (Everest 29R standard) (factory master keyed only) SFIC | <b>\$87.00</b>        |
| <b>B</b>     | Less Cylinder, Schlage, Falcon, Competitive OEM's, 7 Pin (SFIC)                      | <b>N/C</b>            |
| <b>L SAR</b> | Less Cylinder, Sargent (10L + 11L), 6 Pin KIL  | <b>N/C</b>            |
| <b>L CO6</b> | Less Cylinder, Corbin, 6 Pin KIL (Only RHO, 8RO, SPA, 8SP lever styles)              | <b>N/C</b>            |
| <b>J SAR</b> | Less Cylinder, Sargent 6300, 6 Pin FSIC  | <b>N/C</b>            |
| <b>J CO6</b> | Less Cylinder, Corbin 8000, 6 Pin FSIC   | <b>N/C</b>            |
| <b>J CO7</b> | Less Cylinder, Corbin 8000-7, 7 Pin FSIC, (Only RHO, 8RO, SPA, 8SP, TLR and 8TR)     | <b>N/C</b>            |
| <b>J MED</b> | Less Cylinder, Medeco 32*0201, 6 Pin FSIC (Only RHO, 8RO, SPA, 8SP lever styles)     | <b>N/C</b>            |
| <b>J YA6</b> | Less Cylinder, Yale 1210 or Medeco 31*0100, 6 Pin FSIC                               | <b>N/C</b>            |
| <b>J YA7</b> | Less Cylinder, Yale 1220, 7 Pin FSIC (Only RHO, 8RO, SPA, 8SP lever styles)          | <b>N/C</b>            |
| <b>L FA7</b> | Less Cylinder, Falcon, 7 Pin, KIL (Only RHO, 8RO, SPA, 8SP lever styles)             | <b>N/C</b>            |

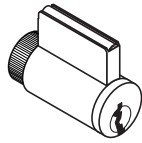
● Master Keyed cylinders can be specified and will be shipped in lock packaging. For Master Keying System Summary form which should accompany the master keyed order, see page 293.

△ For Master Keying, additional line item 50-210 is required, \$20.70 each.

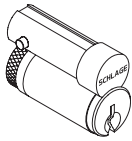
□ Control Keys for installation/removal of interchangeable cores are not furnished and must be ordered separate.

For additional assistance on Master Keying as well as restricted keyways please contact customer service.

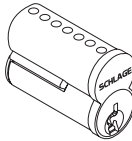
Full Cylinder  
PD LD LDSAR LDFA7



Full Size  
Interchangeable Core  
RD JD JD SAR JD CO6 JD YA6  
JD CO7



Small Format  
Interchangeable Core  
GD BD



**9. Select Keying Type**

| Open Keyway Families: KIL or FSIC <sup>2</sup>         |                                     |                 |
|--|-------------------------------------|-----------------|
| <b>S123</b>  | Everest 29 S (Key in Lever or FSIC) | <b>STANDARD</b> |
| <b>C123</b>  | Everest C                           | <b>N/C</b>      |
| <b>C/CE/E/EF/ F/ FG/ G</b>                             | Classic Obverse                     | <b>N/C</b>      |
| Restricted Keyway Families: KIL or FSIC <sup>1,2</sup> |                                     |                 |
| <b>29 T</b>  | Everest 29 T                        | <b>\$18.00</b>  |
| <b>D</b>   | Everest D                           | <b>\$18.00</b>  |
| <b>Classic Restricted</b>                              | Quad, Numbered, Reverse             | <b>\$18.00</b>  |
| Restricted Keyway Families: SFIC <sup>3</sup>          |                                     |                 |
| <b>29 R</b>  | Everest 29 R                        | <b>N/C</b>      |
| <b>B</b>   | Everest B                           | <b>N/C</b>      |

<sup>1</sup> Everest Restricted Keyways require a Letter of Authorization to be submitted with the order. See sample Letter of Authorization, see page 305.

<sup>2</sup> Full Size key systems (Everest 29 S & T, Everest C & D, Obverse & Quad) are available in Primus and Primus XP key system and must be ordered separately. Lock should be ordered less cylinder and Primus cylinder should be a separate line.

<sup>3</sup> Master Keyed cylinders can be specified and will be shipped in lock packaging. For Master Keying System Summary form which should accompany the master keyed order, see page 293.

**10. Select Handing (Field Reversible)**

|            |                      |            |
|------------|----------------------|------------|
| <b>RH</b>  | Right Handed         | <b>N/C</b> |
| <b>LH</b>  | Left Handed          | <b>N/C</b> |
| <b>RHR</b> | Right Handed Reverse | <b>N/C</b> |
| <b>LHR</b> | Left Handed Reverse  | <b>N/C</b> |

**11. Select Battery**

|           |                 |                 |
|-----------|-----------------|-----------------|
| <b>4B</b> | 4AA Battery Kit | <b>STANDARD</b> |
|-----------|-----------------|-----------------|

**12. Select Backset & Latchbolt**

|                |   |                       |
|----------------|---|-----------------------|
| <b>LLL</b>     | Less Latch  | <b>DEDUCT \$35.20</b> |
| <b>13-247</b>  | 2-3/4" Backset, Deadlatch, Square corner, 1-1/8" x 2-1/4"   | <b>STANDARD</b>       |
| <b>14-049</b>  | 2-3/4" Backset, Deadlatch Anti-friction fire door latch, Square corner, 1-1/8" x 2-1/4", 3/4" throw | <b>\$186.00</b>       |
| <b>14-051</b>  | 2-3/8" Backset, Deadlatch Square corner, 1-1/8" x 2-1/4"  | <b>N/C</b>            |
| <b>14-050</b>  | 3-3/4" Backset, Deadlatch Square corner, 1-1/8" x 2-1/4"  | <b>\$11.00</b>        |
| <b>43-001</b>  | 5" Backset extension link, Deadlatch  | <b>\$34.10</b>        |
| <b>39-030*</b> | Rabbeted latch and strike kit, 605 and 626 only   | <b>\$59.80</b>        |

\* Adapts square corner latch and 2-3/4" square corner strike to 1/2" rabbeted door and frame.

**13. Select Strike Plate**

|                 |  |                      |
|-----------------|--|----------------------|
| <b>LLL</b>      | Less Strike Plate  | <b>DEDUCT \$4.60</b> |
| <b>10-025</b>   | 1-3/16" Lip, ANSI, no box, 1-1/4" x 4-7/8"                     | <b>STANDARD</b>      |
| <b>10-013*</b>  | 1-1/8" Lip, Square Corner, T-strike, box, 1-1/8" - 2-3/4"      | <b>N/C</b>           |
| <b>10-016</b>   | 1-1/8" Lip, Square Corner, T-strike, deep box, fire door latch | <b>N/C</b>           |
| <b>K510-066</b> | Box for ANSI strike (Must be specific)                         | <b>N/C</b>           |

\* 1-1/2" Lip available, must specify 1-1/2" Lip \$8.00

**14. Select Door Thickness**

|                    |   |                 |
|--------------------|---|-----------------|
| <b>134</b>         | 1-3/4"  | <b>STANDARD</b> |
| <b>Example 138</b> | 1-3/8" to 2-3/4", Shims included (Specify in 1/8" increments) | <b>\$60.70</b>  |

Accessories available, see pages 210-211.  
Accessories include Decorative Plates, Handheld Device, etc.  
Credentials available, see pages 26-31.

1-3. Select Chassis

|           |                  |            |
|-----------|------------------|------------|
| CO-200-MS | Mortise          | \$1,315.00 |
| CO-200-MD | Mortise Deadbolt | \$1,384.00 |



CO-200-MS-70-PR



CO-200-MS-70-PRK



CO-200-MS-70-MSK



CO-200-MS-70-MS



CO-200-MS-70-KP

4. Select Function

|    |   |          |
|----|---|----------|
| 70 | Classroom/Storeroom (Not available on mortise deadbolt) | STANDARD |
| 50 | Office (Not available on mortise deadbolt)              | \$10.00  |
| 40 | Privacy ■   | \$10.00  |

■ Inside Push Button (IPB) only included with Mortise (MS) chassis. Mortise deadbolt (MD) chassis comes with LED indicator only. \$10 charge does not apply to mortise deadbolt (MD) chassis.

5. Select Reader (Note: CO-Series readers are not interchangeable)

|     |                                  |          |
|-----|----------------------------------|----------|
| KP  | Keypad                           | STANDARD |
| MS  | Magnetic Stripe (Swipe)          | \$103.00 |
| MSK | Magnetic Stripe (Swipe) + Keypad | \$171.00 |
| PR  | Proximity                        | \$171.00 |
| PRK | Proximity + Keypad               | \$239.00 |

6. Select Lever\*

|     |                                   |                |
|-----|-----------------------------------|----------------|
| LLL | Less interior and exterior levers | DEDUCT \$66.90 |
| SPA | Sparta                            | N/C            |
| RHO | Rhodes                            | N/C            |
| ATH | Athens                            | N/C            |
| TLR | Tubular                           | N/C            |
| BRW | Broadway                          | N/C            |
| BRK | Boardwalk                         | N/C            |
| LAT | Latitude                          | N/C            |
| LON | Longitude                         | N/C            |

\* Tactile Warning use 8AT for Athens, 8RO for Rhodes, 8SP for Sparta and 8TR for Tubular. \$47.10 per lever. Applied to exterior lever only unless otherwise specified. Not available with 643e finish.

7. Select Finish

|       |                            |          |
|-------|----------------------------|----------|
| 626   | Satin Chrome               | N/C      |
| 605   | Bright Brass               | \$143.00 |
| 606   | Satin Brass                | \$143.00 |
| 612   | Satin Bronze               | \$143.00 |
| 619   | Satin Nickel               | \$143.00 |
| 625   | Bright Chrome              | \$143.00 |
| 643e  | Aged Bronze                | \$143.00 |
| 626AM | Satin Chrome Antimicrobial | \$184.00 |

8. Select Cylinder Type

|      |  |                |
|------|--|----------------|
| P ●△ | With Cylinder, Schlage- (Everest 29 S123, 6 Pin KIL standard)                        | N/C            |
| L    | Less Cylinder, Schlage, Falcon, 6 Pin KIL  | DEDUCT \$65.00 |
| R ●□ | With Cylinder, Schlage 6-Pin (Everest 29 S123 standard) FSIC                         | \$39.00        |
| J    | Less Cylinder, Schlage, 6 Pin FSIC   | DEDUCT \$36.00 |
| G ●□ | With Cylinder, Schlage 7-Pin (Everest 29R standard) (factory master keyed only) SFIC | \$87.00        |
| B    | Less Cylinder, Schlage, Falcon, Competitive OEM's, 7 Pin (SFIC)                      | N/C            |
| LSAR | Less Cylinder, Sargent (10L + 11L), 6 Pin KIL  | N/C            |
| LC06 | Less Cylinder, Corbin, 6 Pin KIL (Only RHO, 8RO, SPA, 8SP lever styles)              | N/C            |
| JSAR | Less Cylinder, Sargent 6300, 6 Pin FSIC  | N/C            |
| JC06 | Less Cylinder, Corbin 8000, 6 Pin FSIC   | N/C            |
| JC07 | Less Cylinder, Corbin 8000-7, 7 Pin FSIC, (Only RHO, 8RO, SPA, 8SP, TLR and 8TR)     | N/C            |
| JMED | Less Cylinder, Medeco 32*0201, 6 Pin FSIC (Only RHO, 8RO, SPA, 8SP lever styles)     | N/C            |
| JYA6 | Less Cylinder, Yale 1210 or Medeco 31*0100, 6 Pin FSIC                               | N/C            |
| JYA7 | Less Cylinder, Yale 1220, 7 Pin FSIC (Only RHO, 8RO, SPA, 8SP lever styles)          | N/C            |
| LFA7 | Less Cylinder, Falcon, 7 Pin, KIL (Only RHO, 8RO, SPA, 8SP lever styles)             | N/C            |

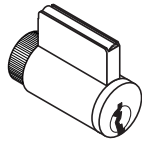
● Master Keyed cylinders can be specified and will be shipped in lock packaging. For Master Keying System Summary form which should accompany the master keyed order, see page 293.

△ For Master Keying, additional line item 50-210 is required, \$20.70 each.

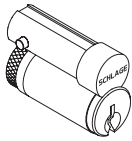
□ Control Keys for installation/removal of interchangeable cores are not furnished and must be ordered separate.

For additional assistance on Master Keying as well as restricted keyways please contact customer service.

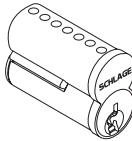
Full Cylinder  
PD LD LDSAR LDFA7



Full Size Interchangeable Core  
RD JD JD SAR JD CO6 JD YA6 JD CO7



Small Format Interchangeable Core  
GD BD



**9. Select Keying Type**

| Open Keyway Families: KIL or FSIC <sup>2</sup>         |                                     |                 |
|--|-------------------------------------|-----------------|
| <b>S123</b>  | Everest 29 S (Key in Lever or FSIC) | <b>STANDARD</b> |
| <b>C123</b>  | Everest C                           | <b>N/C</b>      |
| <b>C/CE/E/EF/ F/ FG/ G</b>                             | Classic Obverse                     | <b>N/C</b>      |
| Restricted Keyway Families: KIL or FSIC <sup>1,2</sup> |                                     |                 |
| <b>29 T</b>  | Everest 29 T                        | <b>\$18.00</b>  |
| <b>D</b>   | Everest D                           | <b>\$18.00</b>  |
| <b>Classic Restricted</b>                              | Quad, Numbered, Reverse             | <b>\$18.00</b>  |
| Restricted Keyway Families: SFIC <sup>3</sup>          |                                     |                 |
| <b>29 R</b>  | Everest 29 R                        | <b>N/C</b>      |
| <b>B</b>   | Everest B                           | <b>N/C</b>      |

<sup>1</sup> Everest Restricted Keyways require a Letter of Authorization to be submitted with the order. See sample Letter of Authorization, see page 305.

<sup>2</sup> Full Size key systems (Everest 29 S & T, Everest C & D, Obverse & Quad) are available in Primus and Primus XP key system and must be ordered separately. Lock should be ordered less cylinder and Primus cylinder should be a separate line.

<sup>3</sup> Master Keyed cylinders can be specified and will be shipped in lock packaging. For Master Keying System Summary form which should accompany the master keyed order, see page 293.

**10. Select Handing (Field Reversible)**

|            |                      |            |
|------------|----------------------|------------|
| <b>RH</b>  | Right Handed         | <b>N/C</b> |
| <b>LH</b>  | Left Handed          | <b>N/C</b> |
| <b>RHR</b> | Right Handed Reverse | <b>N/C</b> |
| <b>LHR</b> | Left Handed Reverse  | <b>N/C</b> |

**11. Select Battery**

|           |                 |                 |
|-----------|-----------------|-----------------|
| <b>4B</b> | 4AA Battery Kit | <b>STANDARD</b> |
|-----------|-----------------|-----------------|

**12. Select Mortise Lock Armor Front**

|               |  |                       |
|---------------|--|-----------------------|
| <b>LLL</b>    | Less Armor Front   | <b>DEDUCT \$17.30</b> |
| <b>09-663</b> | 1-1/4" Wide Square Corner, Latch for MS                      | <b>STANDARD</b>       |
| <b>09-669</b> | 1-1/16" Wide Square Corner, Latch, options for MS            | <b>N/C</b>            |
| <b>09-666</b> | 1-1/4" Wide Square Corner, Latch x Deadbolt for MD           | <b>STANDARD</b>       |
| <b>09-672</b> | 1-1/16" Wide Square Corner, Latch x Deadbolt, Options for MD | <b>N/C</b>            |

**13. Select Strike Plate**

|                 |  |                       |
|-----------------|--|-----------------------|
| <b>LLL</b>      | Less Strike  | <b>DEDUCT \$13.60</b> |
| <b>10-072</b>   | 1-1/4" x 4-7/8" Square Corner + box; 1-3/16" lip length                      | <b>STANDARD</b>       |
| <b>10-072xx</b> | 1-1/4" x 4-7/8" Square Corner + box; specify lip length (xx) as 1" or 1-1/2" | <b>N/C</b>            |
| <b>10-072xx</b> | 1-1/4" x 4-7/8" Square Corner + box; specify lip length (xx) as 1-3/4"       | <b>\$32.20</b>        |
| <b>10-075 ●</b> | 1/2" Rabbeted  | <b>\$111.00</b>       |
| <b>37-015</b>   | Strike Frame Reinforcer, specify 37-015                                      | <b>N/C</b>            |

● For 1-3/4" thick doors, use wide armor front. For over 1-3/4" thick door extended equally (EE) use 1-1/4" wide armor front.

△ Extended leadtime, consult customer service.

**14. Select Door Thickness**

|                    |   |                 |
|--------------------|---|-----------------|
| <b>134</b>         | 1-3/4"  | <b>STANDARD</b> |
| <b>Example 138</b> | 1-3/8" to 2-3/4", Shims included (Specify in 1/8" increments) | <b>\$60.70</b>  |

Accessories available, see pages 210-211.

Accessories include Decorative Plates, Handheld Device, etc.

Credentials available, see pages 26-31.

Pricing/product description subject to change without notice.



**1-3. Select Chassis/Exit Trim Type\***

|                    |  |                   |
|--------------------|--|-------------------|
| <b>CO-200-993R</b> | Exit Rim/ <sup>1</sup> Concealed Vertical Rod/ <sup>1</sup> Concealed Vertical Cable | <b>\$1,479.00</b> |
| <b>CO-200-993S</b> | Exit Surface Vertical Rod  | <b>\$1,498.00</b> |
| <b>CO-200-993M</b> | Exit Mortise Lock  | <b>\$1,498.00</b> |

\* See page 172 for exit device compatibility. <sup>1</sup> Metal door only.



CO-200-993R-70-MSK



CO-200-993R-70-MS



CO-200-993R-70-KP



CO-200-993R-70-PR



CO-200-993R-70-PRK

**4. Select Function**

|           |                     |                 |
|-----------|---------------------|-----------------|
| <b>70</b> | Classroom/Storeroom | <b>STANDARD</b> |
|-----------|---------------------|-----------------|

**5. Select Reader (Note: CO-Series readers are not interchangeable)**

|            |                                  |                 |
|------------|----------------------------------|-----------------|
| <b>KP</b>  | Keypad                           | <b>N/C</b>      |
| <b>MS</b>  | Magnetic Stripe (Swipe)          | <b>\$103.00</b> |
| <b>MSK</b> | Magnetic Stripe (Swipe) + Keypad | <b>\$171.00</b> |
| <b>PR</b>  | Proximity                        | <b>\$171.00</b> |
| <b>PRK</b> | Proximity + Keypad               | <b>\$239.00</b> |

**6. Select Lever\***

|            |                                   |                       |
|------------|-----------------------------------|-----------------------|
| <b>LLL</b> | Less interior and exterior levers | <b>DEDUCT \$23.70</b> |
| <b>SPA</b> | Sparta                            | <b>N/C</b>            |
| <b>RHO</b> | Rhodes                            | <b>N/C</b>            |
| <b>ATH</b> | Athens                            | <b>N/C</b>            |
| <b>TLR</b> | Tubular                           | <b>N/C</b>            |
| <b>BRW</b> | Broadway                          | <b>N/C</b>            |
| <b>BRK</b> | Boardwalk                         | <b>N/C</b>            |
| <b>LAT</b> | Latitude                          | <b>N/C</b>            |
| <b>LON</b> | Longitude                         | <b>N/C</b>            |

\* Tactile Warning use **BAT** for Athens, **8RO** for Rhodes, **8SP** for Sparta and **8TR** for Tubular. \$47.00 per lever. Applied to exterior lever only unless otherwise specified. Not available with 643e finish.

**7. Select Finish**

|              |                            |                 |
|--------------|----------------------------|-----------------|
| <b>626</b>   | Satin Chrome               | <b>N/C</b>      |
| <b>605</b>   | Bright Brass               | <b>\$143.00</b> |
| <b>606</b>   | Satin Brass                | <b>\$143.00</b> |
| <b>612</b>   | Satin Bronze               | <b>\$143.00</b> |
| <b>619</b>   | Satin Nickel               | <b>\$143.00</b> |
| <b>625</b>   | Bright Chrome              | <b>\$143.00</b> |
| <b>643e</b>  | Aged Bronze                | <b>\$143.00</b> |
| <b>626AM</b> | Satin Chrome Antimicrobial | <b>\$184.00</b> |

**8. Select Cylinder Type**

|              |  |                       |
|--------------|--|-----------------------|
| <b>P</b> ●△  | With Cylinder, Schlage- (Everest 29 S123, 6 Pin KIL standard)                        | <b>N/C</b>            |
| <b>L</b>     | Less Cylinder, Schlage, Falcon, 6 Pin KIL  | <b>DEDUCT \$65.00</b> |
| <b>R</b> ●□  | With Cylinder, Schlage 6-Pin (Everest 29 S123 standard) FSIC                         | <b>\$39.00</b>        |
| <b>J</b>     | Less Cylinder, Schlage, 6 Pin FSIC   | <b>DEDUCT \$36.00</b> |
| <b>G</b> ●□  | With Cylinder, Schlage 7-Pin (Everest 29R standard) (factory master keyed only) SFIC | <b>\$87.00</b>        |
| <b>B</b>     | Less Cylinder, Schlage, Falcon, Competitive OEM's, 7 Pin (SFIC)                      | <b>N/C</b>            |
| <b>L SAR</b> | Less Cylinder, Sargent (10L + 11L), 6 Pin KIL  | <b>N/C</b>            |
| <b>L CO6</b> | Less Cylinder, Corbin, 6 Pin KIL (Only RHO, 8RO, SPA, 8SP lever styles)              | <b>N/C</b>            |
| <b>J SAR</b> | Less Cylinder, Sargent 6300, 6 Pin FSIC  | <b>N/C</b>            |
| <b>J CO6</b> | Less Cylinder, Corbin 8000, 6 Pin FSIC   | <b>N/C</b>            |
| <b>J CO7</b> | Less Cylinder, Corbin 8000-7, 7 Pin FSIC, (Only RHO, 8RO, SPA, 8SP, TLR and 8TR)     | <b>N/C</b>            |
| <b>J MED</b> | Less Cylinder, Medeco 32*0201, 6 Pin FSIC (Only RHO, 8RO, SPA, 8SP lever styles)     | <b>N/C</b>            |
| <b>J YA6</b> | Less Cylinder, Yale 1210 or Medeco 31*0100, 6 Pin FSIC                               | <b>N/C</b>            |
| <b>J YA7</b> | Less Cylinder, Yale 1220, 7 Pin FSIC (Only RHO, 8RO, SPA, 8SP lever styles)          | <b>N/C</b>            |
| <b>L FA7</b> | Less Cylinder, Falcon, 7 Pin, KIL (Only RHO, 8RO, SPA, 8SP lever styles)             | <b>N/C</b>            |

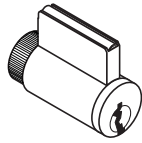
● Master Keyed cylinders can be specified and will be shipped in lock packaging. For Master Keying System Summary form which should accompany the master keyed order, see page 293.

△ For Master Keying, additional line item 50-210 is required, \$20.70 each.

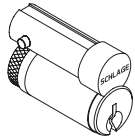
□ Control Keys for installation/removal of interchangeable cores are not furnished and must be ordered separate. For additional assistance on Master Keying as well as restricted keyways please contact customer service.



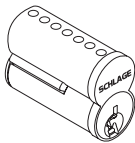
Full Cylinder  
PD LD LDSAR LDA7



Full Size  
Interchangeable Core  
RD JD JD SAR JD CO6 JD YA6  
JD CO7



Small Format  
Interchangeable Core  
GD BD



**9. Select Keying Type**

| Open Keyway Families: KIL or FSIC <sup>2</sup>         |                                     |                 |
|--|-------------------------------------|-----------------|
| <b>S123</b>  | Everest 29 S (Key in Lever or FSIC) | <b>STANDARD</b> |
| <b>C123</b>  | Everest C                           | <b>N/C</b>      |
| <b>C/CE/E/EF/ F/ FG/ G</b>                             | Classic Obverse                     | <b>N/C</b>      |
| Restricted Keyway Families: KIL or FSIC <sup>1,2</sup> |                                     |                 |
| <b>29 T</b>  | Everest 29 T                        | <b>\$18.00</b>  |
| <b>D</b>   | Everest D                           | <b>\$18.00</b>  |
| <b>Classic Restricted</b>                              | Quad, Numbered, Reverse             | <b>\$18.00</b>  |
| Restricted Keyway Families: SFIC <sup>3</sup>          |                                     |                 |
| <b>29 R</b>  | Everest 29 R                        | <b>N/C</b>      |
| <b>B</b>   | Everest B                           | <b>N/C</b>      |

<sup>1</sup> Everest Restricted Keyways require a Letter of Authorization to be submitted with the order. See sample Letter of Authorization, see page 305.

<sup>2</sup> Full Size key systems (Everest 29 S & T, Everest C & D, Obverse & Quad) are available in Primus and Primus XP key system and must be ordered separately. Lock should be ordered less cylinder and Primus cylinder should be a separate line.

<sup>3</sup> Master Keyed cylinders can be specified and will be shipped in lock packaging. For Master Keying System Summary form which should accompany the master keyed order, see page 293.

**10. Select Handing (Field Reversible)**

|            |                      |            |
|------------|----------------------|------------|
| <b>RHR</b> | Right Handed Reverse | <b>N/C</b> |
| <b>LHR</b> | Left Handed Reverse  | <b>N/C</b> |

**11. Select Battery**

|           |                 |                 |
|-----------|-----------------|-----------------|
| <b>4B</b> | 4AA Battery Kit | <b>STANDARD</b> |
|-----------|-----------------|-----------------|

**12. - 13. No Selection Required**

**14. Select Door Thickness**

|                    |  |                 |
|--------------------|--|-----------------|
| <b>134</b>         | 1-3/4"   | <b>STANDARD</b> |
| <b>Example 200</b> | 1-3/4" to 2-3/4", (Specify in 1/8" increments) | <b>\$60.70</b>  |

**CO-Series Exit Trim**

The CO-100 Exit Trim comes with a universal mounting plate and is compatible with the following exit devices:

**Von Duprin 98/99, 98/99XP**

Rim, Concealed Vertical Rod (metal door only), Concealed Vertical Cable (metal door only), Surface Vertical Rod, Mortise.

**Von Duprin 22/22F**

Rim, Surface Vertical Rod

**Falcon 25 - Rim**

**Sargent 80 Series** (Narrow design & reversible rim exits not compatible) - Rim

**Corbin Russwin 5000 Series - Rim**

**Yale 7000 - Rim**

**Dorma 9300 - Rim**

**Precision 21 - Rim** (2100 converts to 21 with Precision's BP21 kit)

**Note:** CO-Series Non-Functioning "Dummy" Exit Trim now available. Please see pages 208-209 for details

Accessories available, see pages 210-211.  
Accessories include Decorative Plates, Handheld Device, etc.  
Credentials available, see pages 26-31.

Pricing/product description subject to change without notice.

1-4. Select Chassis/Function

|                     |                    |                   |
|---------------------|--------------------|-------------------|
| <b>CO-220-CY-75</b> | Classroom Security | <b>\$1,480.00</b> |
|---------------------|--------------------|-------------------|

Note: Price includes (1) pre-paired Remote Lockdown Fob, p/n 24744856, shipped with lock. Additional fobs available under "CO-Series Accessories."

CO-SERIES

Standalone



CO-220-CY-75-PRK



CO-220-CY-75-PR



CO-220-CY-75-MSK



CO-220-CY-75-MS



CO-220-CY-75-KP

5. Select Reader (Note: CO-Series readers are not interchangeable)

|            |                                  |                 |
|------------|----------------------------------|-----------------|
| <b>KP</b>  | Keypad                           | <b>N/C</b>      |
| <b>MS</b>  | Magnetic Stripe (Swipe)          | <b>\$103.00</b> |
| <b>MSK</b> | Magnetic Stripe (Swipe) + Keypad | <b>\$171.00</b> |
| <b>PR</b>  | Proximity                        | <b>\$171.00</b> |
| <b>PRK</b> | Proximity + Keypad               | <b>\$239.00</b> |

6. Select Lever\*

|            |                 |                       |
|------------|-----------------|-----------------------|
| <b>LLL</b> | Less each lever | <b>DEDUCT \$23.70</b> |
| <b>SPA</b> | Sparta          | <b>N/C</b>            |
| <b>RHO</b> | Rhodes          | <b>N/C</b>            |
| <b>ATH</b> | Athens          | <b>N/C</b>            |
| <b>TLR</b> | Tubular         | <b>N/C</b>            |
| <b>BRW</b> | Broadway        | <b>N/C</b>            |
| <b>BRK</b> | Boardwalk       | <b>N/C</b>            |
| <b>LAT</b> | Latitude        | <b>N/C</b>            |
| <b>LON</b> | Longitude       | <b>N/C</b>            |

\* Tactile Warning use 8AT for Athens, 8RO for Rhodes, 8SP for Sparta and 8TR for Tubular. \$47.00 per lever. Applied to exterior lever only unless otherwise specified. Not available with 643e finish.

7. Select Finish

|              |                            |                 |
|--------------|----------------------------|-----------------|
| <b>626</b>   | Satin Chrome               | <b>N/C</b>      |
| <b>605</b>   | Bright Brass               | <b>\$143.00</b> |
| <b>606</b>   | Satin Brass                | <b>\$143.00</b> |
| <b>612</b>   | Satin Bronze               | <b>\$143.00</b> |
| <b>619</b>   | Satin Nickel               | <b>\$143.00</b> |
| <b>625</b>   | Bright Chrome              | <b>\$143.00</b> |
| <b>643e</b>  | Aged Bronze                | <b>\$143.00</b> |
| <b>626AM</b> | Satin Chrome Antimicrobial | <b>\$184.00</b> |

8. Select Cylinder Type

|              |   |                       |
|--------------|---|-----------------------|
| <b>P</b>     | ●△ With Cylinder, Schlage- (Everest 29 S123, 6 Pin KIL standard)                        | <b>N/C</b>            |
| <b>L</b>     | Less Cylinder, Schlage, Falcon, 6 Pin KIL   | <b>DEDUCT \$65.00</b> |
| <b>R</b>     | ●□ With Cylinder, Schlage 6-Pin (Everest 29 S123 standard) FSIC                         | <b>\$39.00</b>        |
| <b>J</b>     | Less Cylinder, Schlage, 6 Pin FSIC  | <b>DEDUCT \$36.00</b> |
| <b>G</b>     | ●□ With Cylinder, Schlage 7-Pin (Everest 29R standard) (factory master keyed only) SFIC | <b>\$87.00</b>        |
| <b>B</b>     | Less Cylinder, Schlage, Falcon, Competitive OEM's, 7 Pin (SFIC)                         | <b>N/C</b>            |
| <b>L SAR</b> | Less Cylinder, Sargent (10L + 11L), 6 Pin KIL   | <b>N/C</b>            |
| <b>L CO6</b> | Less Cylinder, Corbin, 6 Pin KIL (Only RHO, 8RO, SPA, 8SP lever styles)                 | <b>N/C</b>            |
| <b>J SAR</b> | Less Cylinder, Sargent 6300, 6 Pin FSIC   | <b>N/C</b>            |
| <b>J CO6</b> | Less Cylinder, Corbin 8000, 6 Pin FSIC  | <b>N/C</b>            |
| <b>J CO7</b> | Less Cylinder, Corbin 8000-7, 7 Pin FSIC, (Only RHO, 8RO, SPA, 8SP, TLR and 8TR)        | <b>N/C</b>            |
| <b>J MED</b> | Less Cylinder, Medeco 32*0201, 6 Pin FSIC (Only RHO, 8RO, SPA, 8SP lever styles)        | <b>N/C</b>            |
| <b>J YA6</b> | Less Cylinder, Yale 1210 or Medeco 31*0100, 6 Pin FSIC                                  | <b>N/C</b>            |
| <b>J YA7</b> | Less Cylinder, Yale 1220, 7 Pin FSIC (Only RHO, 8RO, SPA, 8SP lever styles)             | <b>N/C</b>            |
| <b>L FA7</b> | Less Cylinder, Falcon, 7 Pin, KIL (Only RHO, 8RO, SPA, 8SP lever styles)                | <b>N/C</b>            |

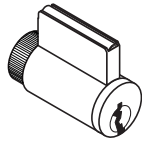
● Master Keyed cylinders can be specified and will be shipped in lock packaging. For Master Keying System Summary form which should accompany the master keyed order, see page 293.

△ For Master Keying, additional line item 50-210 is required, \$20.70 each.

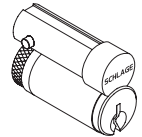
□ Control Keys for installation/removal of interchangeable cores are not furnished and must be ordered separate.

For additional assistance on Master Keying as well as restricted keyways please contact customer service.

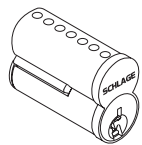
Full Cylinder  
PD LD LDSAR LDFA7



Full Size  
Interchangeable Core  
RD JD JD SAR JD CO6 JD YA6  
JD CO7



Small Format  
Interchangeable Core  
GD BD



**9. Select Keying Type**

| Open Keyway Families: KIL or FSIC <sup>2</sup>         |                                     |                 |
|--|-------------------------------------|-----------------|
| <b>S123</b>  | Everest 29 S (Key in Lever or FSIC) | <b>STANDARD</b> |
| <b>C123</b>  | Everest C                           | <b>N/C</b>      |
| <b>C/CE/E/EF/ F/ FG/ G</b>                             | Classic Obverse                     | <b>N/C</b>      |
| Restricted Keyway Families: KIL or FSIC <sup>1,2</sup> |                                     |                 |
| <b>29 T</b>  | Everest 29 T                        | <b>\$18.00</b>  |
| <b>D</b>   | Everest D                           | <b>\$18.00</b>  |
| <b>Classic Restricted</b>                              | Quad, Numbered, Reverse             | <b>\$18.00</b>  |
| Restricted Keyway Families: SFIC <sup>3</sup>          |                                     |                 |
| <b>29 R</b>  | Everest 29 R                        | <b>N/C</b>      |
| <b>B</b>   | Everest B                           | <b>N/C</b>      |

<sup>1</sup> Everest Restricted Keyways require a Letter of Authorization to be submitted with the order. See sample Letter of Authorization, see page 305.

<sup>2</sup> Full Size key systems (Everest 29 S & T, Everest C & D, Obverse & Quad) are available in Primus and Primus XP key system and must be ordered separately. Lock should be ordered less cylinder and Primus cylinder should be a separate line.

<sup>3</sup> Master Keyed cylinders can be specified and will be shipped in lock packaging. For Master Keying System Summary form which should accompany the master keyed order, see page 293.

**10. Select Handing (Field Reversible)**

|            |                      |            |
|------------|----------------------|------------|
| <b>RH</b>  | Right Handed         | <b>N/C</b> |
| <b>LH</b>  | Left Handed          | <b>N/C</b> |
| <b>RHR</b> | Right Handed Reverse | <b>N/C</b> |
| <b>LHR</b> | Left Handed Reverse  | <b>N/C</b> |

**11. Select Battery**

|           |                 |                 |
|-----------|-----------------|-----------------|
| <b>4B</b> | 4AA Battery Kit | <b>STANDARD</b> |
|-----------|-----------------|-----------------|

**12. Select Backset & Latchbolt**

|                |   |                       |
|----------------|---|-----------------------|
| <b>LLL</b>     | Less Latch  | <b>DEDUCT \$35.20</b> |
| <b>13-247</b>  | 2-3/4" Backset, Deadlatch, Square corner, 1-1/8" x 2-1/4"   | <b>STANDARD</b>       |
| <b>14-049</b>  | 2-3/4" Backset, Deadlatch Anti-friction fire door latch, Square corner, 1-1/8" x 2-1/4", 3/4" throw | <b>\$186.00</b>       |
| <b>14-051</b>  | 2-3/8" Backset, Deadlatch Square corner, 1-1/8" x 2-1/4"  | <b>N/C</b>            |
| <b>14-050</b>  | 3-3/4" Backset, Deadlatch Square corner, 1-1/8" x 2-1/4"  | <b>\$11.00</b>        |
| <b>43-001</b>  | 5" Backset extension link, Deadlatch  | <b>\$34.10</b>        |
| <b>39-030*</b> | Rabbeted latch and strike kit, 605 and 626 only   | <b>\$59.80</b>        |

\* Adapts square corner latch and 2-3/4" square corner strike to 1/2" rabbeted door and frame.

**13. Select Strike Plate**

|                 |  |                      |
|-----------------|--|----------------------|
| <b>LLL</b>      | Less Strike Plate  | <b>DEDUCT \$4.60</b> |
| <b>10-025</b>   | 1-3/16" Lip, ANSI, no box, 1-1/4" x 4-7/8"                     | <b>STANDARD</b>      |
| <b>10-013*</b>  | 1-1/8" Lip, Square Corner, T-strike, box, 1-1/8" - 2-3/4"      | <b>N/C</b>           |
| <b>10-016</b>   | 1-1/8" Lip, Square Corner, T-strike, deep box, fire door latch | <b>N/C</b>           |
| <b>K510-066</b> | Box for ANSI strike (Must be specific)                         | <b>N/C</b>           |

\* 1-1/2" Lip available, must specify 1-1/2" Lip \$8.00

**14. Select Door Thickness**

|                    |   |                 |
|--------------------|---|-----------------|
| <b>134</b>         | 1-3/4"  | <b>STANDARD</b> |
| <b>Example 138</b> | 1-3/8" to 2-3/4", Shims included (Specify in 1/8" increments) | <b>\$60.70</b>  |

Accessories available, see pages 210-211.  
Accessories include Decorative Plates, Handheld Device, etc.  
Credentials available, see pages 26-31.

1-4. Select Chassis/Function

|                     |                    |                   |
|---------------------|--------------------|-------------------|
| <b>CO-220-MS-75</b> | Classroom Security | <b>\$1,685.00</b> |
|---------------------|--------------------|-------------------|

Note: Price includes (1) pre-paired Remote Lockdown Fob, p/n 44485001, shipped with lock. Additional fobs available under "CO-Series Accessories."



CO-220-MS-75-PR



CO-220-MS-75-PRK



CO-220-MS-75-MSK



CO-220-MS-75-MS



CO-220-MS-75-KP

5. Select Reader (Note: CO-Series readers are not interchangeable)

| KP  | Keypad                           | STANDARD |
|-----|----------------------------------|----------|
| MS  | Magnetic Stripe (Swipe)          | \$103.00 |
| MSK | Magnetic Stripe (Swipe) + Keypad | \$171.00 |
| PR  | Proximity                        | \$171.00 |
| PRK | Proximity + Keypad               | \$239.00 |

6. Select Lever\*

|     |                                   |                |
|-----|-----------------------------------|----------------|
| LLL | Less interior and exterior levers | DEDUCT \$66.90 |
| SPA | Sparta                            | N/C            |
| RHO | Rhodes                            | N/C            |
| ATH | Athens                            | N/C            |
| TLR | Tubular                           | N/C            |
| BRW | Broadway                          | N/C            |
| BRK | Boardwalk                         | N/C            |
| LAT | Latitude                          | N/C            |
| LON | Longitude                         | N/C            |

\* Tactile Warning use 8AT for Athens, 8RO for Rhodes, 8SP for Sparta and 8TR for Tubular. \$47.00 per lever. Applied to exterior lever only unless otherwise specified. Not available with 643e finish.

7. Select Finish

|       |                            |          |
|-------|----------------------------|----------|
| 626   | Satin Chrome               | N/C      |
| 605   | Bright Brass               | \$143.00 |
| 606   | Satin Brass                | \$143.00 |
| 612   | Satin Bronze               | \$143.00 |
| 619   | Satin Nickel               | \$143.00 |
| 625   | Bright Chrome              | \$143.00 |
| 643e  | Aged Bronze                | \$143.00 |
| 626AM | Satin Chrome Antimicrobial | \$184.00 |

8. Select Cylinder Type

|       |  |                |
|-------|--|----------------|
| P ● △ | With Cylinder, Schlage- (Everest 29 S123, 6 Pin KIL standard)                        | N/C            |
| L     | Less Cylinder, Schlage, Falcon, 6 Pin KIL  | DEDUCT \$65.00 |
| R ● □ | With Cylinder, Schlage 6-Pin (Everest 29 S123 standard) FSIC                         | \$39.00        |
| J     | Less Cylinder, Schlage, 6 Pin FSIC   | DEDUCT \$36.00 |
| G ● □ | With Cylinder, Schlage 7-Pin (Everest 29R standard) (factory master keyed only) SFIC | \$87.00        |
| B     | Less Cylinder, Schlage, Falcon, Competitive OEM's, 7 Pin (SFIC)                      | N/C            |
| L SAR | Less Cylinder, Sargent (10L + 11L), 6 Pin KIL  | N/C            |
| L CO6 | Less Cylinder, Corbin, 6 Pin KIL (Only RHO, 8RO, SPA, 8SP lever styles)              | N/C            |
| J SAR | Less Cylinder, Sargent 6300, 6 Pin FSIC  | N/C            |
| J CO6 | Less Cylinder, Corbin 8000, 6 Pin FSIC   | N/C            |
| J CO7 | Less Cylinder, Corbin 8000-7, 7 Pin FSIC, (Only RHO, 8RO, SPA, 8SP, TLR and 8TR)     | N/C            |
| J MED | Less Cylinder, Medeco 32*0201, 6 Pin FSIC (Only RHO, 8RO, SPA, 8SP lever styles)     | N/C            |
| J YA6 | Less Cylinder, Yale 1210 or Medeco 31*0100, 6 Pin FSIC                               | N/C            |
| J YA7 | Less Cylinder, Yale 1220, 7 Pin FSIC (Only RHO, 8RO, SPA, 8SP lever styles)          | N/C            |
| L FA7 | Less Cylinder, Falcon, 7 Pin, KIL (Only RHO, 8RO, SPA, 8SP lever styles)             | N/C            |

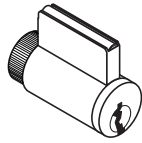
● Master Keyed cylinders can be specified and will be shipped in lock packaging. For Master Keying System Summary form which should accompany the master keyed order, see page 293.

△ For Master Keying, additional line item 50-210 is required, \$20.70 each.

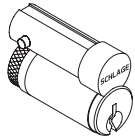
□ Control Keys for installation/removal of interchangeable cores are not furnished and must be ordered separate.

For additional assistance on Master Keying as well as restricted keyways please contact customer service.

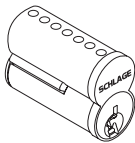
Full Cylinder  
PD LD LDSAR LDFA7



Full Size Interchangeable Core  
RD JD JD SAR JD CO6 JD YA6 JD CO7



Small Format Interchangeable Core  
GD BD



**9. Select Keying Type**

| Open Keyway Families: KIL or FSIC <sup>2</sup>         |                                     |                 |
|--|-------------------------------------|-----------------|
| <b>S123</b>  | Everest 29 S (Key in Lever or FSIC) | <b>STANDARD</b> |
| <b>C123</b>  | Everest C                           | <b>N/C</b>      |
| <b>C/CE/E/EF/ F/ FG/ G</b>                             | Classic Obverse                     | <b>N/C</b>      |
| Restricted Keyway Families: KIL or FSIC <sup>1,2</sup> |                                     |                 |
| <b>29 T</b>  | Everest 29 T                        | <b>\$18.00</b>  |
| <b>D</b>   | Everest D                           | <b>\$18.00</b>  |
| <b>Classic Restricted</b>                              | Quad, Numbered, Reverse             | <b>\$18.00</b>  |
| Restricted Keyway Families: SFIC <sup>3</sup>          |                                     |                 |
| <b>29 R</b>  | Everest 29 R                        | <b>N/C</b>      |
| <b>B</b>   | Everest B                           | <b>N/C</b>      |

<sup>1</sup> Everest Restricted Keyways require a Letter of Authorization to be submitted with the order. See sample Letter of Authorization, see page 305.

<sup>2</sup> Full Size key systems (Everest 29 S & T, Everest C & D, Obverse & Quad) are available in Primus and Primus XP key system and must be ordered separately. Lock should be ordered less cylinder and Primus cylinder should be a separate line.

<sup>3</sup> Master Keyed cylinders can be specified and will be shipped in lock packaging. For Master Keying System Summary form which should accompany the master keyed order, see page 293.

**10. Select Handing (Field Reversible)**

|            |                      |            |
|------------|----------------------|------------|
| <b>RH</b>  | Right Handed         | <b>N/C</b> |
| <b>LH</b>  | Left Handed          | <b>N/C</b> |
| <b>RHR</b> | Right Handed Reverse | <b>N/C</b> |
| <b>LHR</b> | Left Handed Reverse  | <b>N/C</b> |

**11. Select Battery**

|           |                 |                 |
|-----------|-----------------|-----------------|
| <b>4B</b> | 4AA Battery Kit | <b>STANDARD</b> |
|-----------|-----------------|-----------------|

**12. Select Mortise Lock Armor Front**

|               |  |                       |
|---------------|--|-----------------------|
| <b>LLL</b>    | Less Armor Front   | <b>DEDUCT \$17.30</b> |
| <b>09-663</b> | 1-1/4" Wide Square Corner, Latch for MS                      | <b>STANDARD</b>       |
| <b>09-669</b> | 1-1/16" Wide Square Corner, Latch, options for MS            | <b>N/C</b>            |
| <b>09-666</b> | 1-1/4" Wide Square Corner, Latch x Deadbolt for MD           | <b>STANDARD</b>       |
| <b>09-672</b> | 1-1/16" Wide Square Corner, Latch x Deadbolt, Options for MD | <b>N/C</b>            |

**13. Select Strike Plate**

|                 |  |                       |
|-----------------|--|-----------------------|
| <b>LLL</b>      | Less Strike  | <b>DEDUCT \$13.60</b> |
| <b>10-072</b>   | 1-1/4" x 4-7/8" Square Corner + box; 1-3/16" lip length                      | <b>STANDARD</b>       |
| <b>10-072xx</b> | 1-1/4" x 4-7/8" Square Corner + box; specify lip length (xx) as 1" or 1-1/2" | <b>N/C</b>            |
| <b>10-072xx</b> | 1-1/4" x 4-7/8" Square Corner + box; specify lip length (xx) as 1-3/4"       | <b>\$32.20</b>        |
| <b>10-075 ●</b> | 1/2" Rabbeted  | <b>\$111.00</b>       |
| <b>37-015</b>   | Strike Frame Reinforcer, specify 37-015                                      | <b>N/C</b>            |

● For 1-3/4" thick doors, use wide armor front. For over 1-3/4" thick door extended equally (EE) use 1-1/4" wide armor front.

△ Extended leadtime, consult customer service.

**14. Select Door Thickness**

|                    |   |                 |
|--------------------|---|-----------------|
| <b>134</b>         | 1-3/4"  | <b>STANDARD</b> |
| <b>Example 138</b> | 1-3/8" to 2-3/4", Shims included (Specify in 1/8" increments) | <b>\$60.70</b>  |

Accessories available, see pages 210-211.

Accessories include Decorative Plates, Handheld Device, etc.

Credentials available, see pages 26-31.

Pricing/product description subject to change without notice.

**1-3. Select Chassis/Exit Trim Type\***

|                    |  |                   |
|--------------------|--|-------------------|
| <b>CO-220-993R</b> | Exit Rim/ <sup>1</sup> Concealed Vertical Rod/ <sup>1</sup> Concealed Vertical Cable | <b>\$1,854.00</b> |
| <b>CO-220-993M</b> | Exit Mortise Lock  | <b>\$1,872.00</b> |

\* See page 172 for exit device compatibility. <sup>1</sup> Metal door only.



CO-220-993R-75-MSK



CO-220-993R-75-MS



CO-220-993R-75-KP



CO-220-993R-75-PR



CO-220-993R-75-PRK

**4. Select Function**

|           |                    |                 |
|-----------|--------------------|-----------------|
| <b>75</b> | Classroom/Security | <b>STANDARD</b> |
|-----------|--------------------|-----------------|

**5. Select Reader (Note: CO-Series readers are not interchangeable)**

|            |                                  |                 |
|------------|----------------------------------|-----------------|
| <b>KP</b>  | Keypad                           | <b>N/C</b>      |
| <b>MS</b>  | Magnetic Stripe (Swipe)          | <b>\$103.00</b> |
| <b>MSK</b> | Magnetic Stripe (Swipe) + Keypad | <b>\$171.00</b> |
| <b>PR</b>  | Proximity                        | <b>\$171.00</b> |
| <b>PRK</b> | Proximity + Keypad               | <b>\$239.00</b> |

**6. Select Lever\***

|            |                                   |                       |
|------------|-----------------------------------|-----------------------|
| <b>LLL</b> | Less interior and exterior levers | <b>DEDUCT \$23.70</b> |
| <b>SPA</b> | Sparta                            | <b>N/C</b>            |
| <b>RHO</b> | Rhodes                            | <b>N/C</b>            |
| <b>ATH</b> | Athens                            | <b>N/C</b>            |
| <b>TLR</b> | Tubular                           | <b>N/C</b>            |
| <b>BRW</b> | Broadway                          | <b>N/C</b>            |
| <b>BRK</b> | Boardwalk                         | <b>N/C</b>            |
| <b>LAT</b> | Latitude                          | <b>N/C</b>            |
| <b>LON</b> | Longitude                         | <b>N/C</b>            |

\* Tactile Warning use **BAT** for Athens, **8RO** for Rhodes, **8SP** for Sparta and **8TR** for Tubular. \$47.00 per lever. Applied to exterior lever only unless otherwise specified. Not available with 643e finish.

**7. Select Finish**

|              |                            |                 |
|--------------|----------------------------|-----------------|
| <b>626</b>   | Satin Chrome               | <b>N/C</b>      |
| <b>605</b>   | Bright Brass               | <b>\$143.00</b> |
| <b>606</b>   | Satin Brass                | <b>\$143.00</b> |
| <b>612</b>   | Satin Bronze               | <b>\$143.00</b> |
| <b>619</b>   | Satin Nickel               | <b>\$143.00</b> |
| <b>625</b>   | Bright Chrome              | <b>\$143.00</b> |
| <b>643e</b>  | Aged Bronze                | <b>\$143.00</b> |
| <b>626AM</b> | Satin Chrome Antimicrobial | <b>\$184.00</b> |

**8. Select Cylinder Type**

|              |  |                       |
|--------------|--|-----------------------|
| <b>P</b> ●△  | With Cylinder, Schlage- (Everest 29 S123, 6 Pin KIL standard)                        | <b>N/C</b>            |
| <b>L</b>     | Less Cylinder, Schlage, Falcon, 6 Pin KIL  | <b>DEDUCT \$65.00</b> |
| <b>R</b> ●□  | With Cylinder, Schlage 6-Pin (Everest 29 S123 standard) FSIC                         | <b>\$39.00</b>        |
| <b>J</b>     | Less Cylinder, Schlage, 6 Pin FSIC   | <b>DEDUCT \$35.00</b> |
| <b>G</b> ●□  | With Cylinder, Schlage 7-Pin (Everest 29R standard) (factory master keyed only) SFIC | <b>\$87.00</b>        |
| <b>B</b>     | Less Cylinder, Schlage, Falcon, Competitive OEM's, 7 Pin (SFIC)                      | <b>N/C</b>            |
| <b>L SAR</b> | Less Cylinder, Sargent (10L + 11L), 6 Pin KIL  | <b>N/C</b>            |
| <b>L CO6</b> | Less Cylinder, Corbin, 6 Pin KIL (Only RHO, 8RO, SPA, 8SP lever styles)              | <b>N/C</b>            |
| <b>J SAR</b> | Less Cylinder, Sargent 6300, 6 Pin FSIC  | <b>N/C</b>            |
| <b>J CO6</b> | Less Cylinder, Corbin 8000, 6 Pin FSIC   | <b>N/C</b>            |
| <b>J CO7</b> | Less Cylinder, Corbin 8000-7, 7 Pin FSIC, (Only RHO, 8RO, SPA, 8SP, TLR and 8TR)     | <b>N/C</b>            |
| <b>J MED</b> | Less Cylinder, Medeco 32*0201, 6 Pin FSIC (Only RHO, 8RO, SPA, 8SP lever styles)     | <b>N/C</b>            |
| <b>J YA6</b> | Less Cylinder, Yale 1210 or Medeco 31*0100, 6 Pin FSIC                               | <b>N/C</b>            |
| <b>J YA7</b> | Less Cylinder, Yale 1220, 7 Pin FSIC (Only RHO, 8RO, SPA, 8SP lever styles)          | <b>N/C</b>            |
| <b>L FA7</b> | Less Cylinder, Falcon, 7 Pin, KIL (Only RHO, 8RO, SPA, 8SP lever styles)             | <b>N/C</b>            |

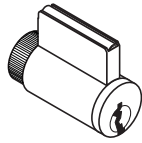
● Master Keyed cylinders can be specified and will be shipped in lock packaging. For Master Keying System Summary form which should accompany the master keyed order, see page 293.

△ For Master Keying, additional line item 50-210 is required, \$20.70 each.

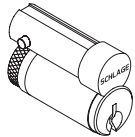
□ Control Keys for installation/removal of interchangeable cores are not furnished and must be ordered separate.

For additional assistance on Master Keying as well as restricted keyways please contact customer service.

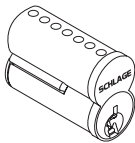
Full Cylinder  
PD LD LDSAR LDFA7



Full Size Interchangeable Core  
RD JD JD SAR JD CO6 JD YA6 JD CO7



Small Format Interchangeable Core  
GD BD



**9. Select Keying Type**

| Open Keyway Families: KIL or FSIC <sup>2</sup>         |                                     |                 |
|--|-------------------------------------|-----------------|
| <b>S123</b>  | Everest 29 S (Key in Lever or FSIC) | <b>STANDARD</b> |
| <b>C123</b>  | Everest C                           | <b>N/C</b>      |
| <b>C/CE/E/EF/ F/ FG/ G</b>                             | Classic Obverse                     | <b>N/C</b>      |
| Restricted Keyway Families: KIL or FSIC <sup>1,2</sup> |                                     |                 |
| <b>29 T</b>  | Everest 29 T                        | <b>\$18.00</b>  |
| <b>D</b>   | Everest D                           | <b>\$18.00</b>  |
| <b>Classic Restricted</b>                              | Quad, Numbered, Reverse             | <b>\$18.00</b>  |
| Restricted Keyway Families: SFIC <sup>3</sup>          |                                     |                 |
| <b>29 R</b>  | Everest 29 R                        | <b>N/C</b>      |
| <b>B</b>   | Everest B                           | <b>N/C</b>      |

<sup>1</sup> Everest Restricted Keyways require a Letter of Authorization to be submitted with the order. See sample Letter of Authorization, see page 305.

<sup>2</sup> Full Size key systems (Everest 29 S & T, Everest C & D, Obverse & Quad) are available in Primus and Primus XP key system and must be ordered separately. Lock should be ordered less cylinder and Primus cylinder should be a separate line.

<sup>3</sup> Master Keyed cylinders can be specified and will be shipped in lock packaging. For Master Keying System Summary form which should accompany the master keyed order, see page 293.

**10. Select Handing (Field Reversible)**

|            |                      |            |
|------------|----------------------|------------|
| <b>RHR</b> | Right Handed Reverse | <b>N/C</b> |
| <b>LHR</b> | Left Handed Reverse  | <b>N/C</b> |

**11. Select Battery**

|           |                 |                 |
|-----------|-----------------|-----------------|
| <b>4B</b> | 4AA Battery Kit | <b>STANDARD</b> |
|-----------|-----------------|-----------------|

**12. - 13. No Selection Required**

**14. Select Door Thickness**

|                    |  |                 |
|--------------------|--|-----------------|
| <b>134</b>         | 1-3/4"   | <b>STANDARD</b> |
| <b>Example 200</b> | 1-3/4" to 2-3/4", (Specify in 1/8" increments) | <b>\$60.70</b>  |

**CO-Series Exit Trim**

The CO-220 Exit Trim comes with a universal mounting plate and is compatible with the following exit devices:

**Von Duprin 98/99, 98/99XP**

Rim, Concealed Vertical Rod (metal door only), Concealed Vertical Cable (metal door only), Mortise.

**Von Duprin 22/22F** - Rim

**Falcon 25** - Rim

**Sargent 80 Series** (Narrow design & reversible rim exits not compatible) - Rim

**Corbin Russwin 5000 Series** - Rim

**Yale 7000** - Rim

**Dorma 9300** - Rim

**Precision 21** - Rim (2100 converts to 21 with Precision's BP21 kit)

**Note:** CO-Series Non-Functioning "Dummy" Exit Trim now available. Please see page 200 for details

Accessories available, see pages 210-211.

Accessories include Decorative Plates, Handheld Device, etc.

Credentials available, see pages 26-31.

**1-3. Select Chassis/ Exit Trim Type\***

|                     |  |                 |
|---------------------|--|-----------------|
| <b>CO-993DT</b>     | Dummy Trim with Dummy Reader Cover and CO-100/200/250 Interior Escutcheon for Exit Rim/ <sup>†</sup> Concealed Vertical Rod/ <sup>†</sup> Concealed Vertical Cable/Surface Vertical Rod/Mortise Lock | <b>\$740.00</b> |
| <b>CO-220-993DT</b> | Dummy Trim with Dummy Reader Cover and CO-220 Interior Escutcheon for Exit Rim/ <sup>†</sup> Concealed Vertical Rod / <sup>†</sup> Concealed Vertical Cable / Mortise Lock                           | <b>\$678.00</b> |

\* See page 172 for exit device compatibility. <sup>†</sup> Metal door only.



CO993DT

**4. Select Lever\***

|            |                 |                       |
|------------|-----------------|-----------------------|
| <b>LLL</b> | Less each lever | <b>DEDUCT \$23.70</b> |
| <b>SPA</b> | Sparta          | <b>N/C</b>            |
| <b>RHO</b> | Rhodes          | <b>N/C</b>            |
| <b>ATH</b> | Athens          | <b>N/C</b>            |
| <b>TLR</b> | Tubular         | <b>N/C</b>            |
| <b>BRW</b> | Broadway        | <b>N/C</b>            |
| <b>BRK</b> | Boardwalk       | <b>N/C</b>            |
| <b>LAT</b> | Latitude        | <b>N/C</b>            |
| <b>LON</b> | Longitude       | <b>N/C</b>            |

\* Tactile Warning use **8AT** for Athens, **8RO** for Rhodes, **8SP** for Sparta and **8TR** for Tubular. \$47.00 per lever. Applied to exterior lever only unless otherwise specified. Not available with 643e finish.

**5. Select Finish**

|              |                            |                 |
|--------------|----------------------------|-----------------|
| <b>626</b>   | Satin Chrome               | <b>N/C</b>      |
| <b>605</b>   | Bright Brass               | <b>\$143.00</b> |
| <b>606</b>   | Satin Brass                | <b>\$143.00</b> |
| <b>612</b>   | Satin Bronze               | <b>\$143.00</b> |
| <b>619</b>   | Satin Nickel               | <b>\$143.00</b> |
| <b>625</b>   | Bright Chrome              | <b>\$143.00</b> |
| <b>643e</b>  | Aged Bronze                | <b>\$143.00</b> |
| <b>626AM</b> | Satin Chrome Antimicrobial | <b>\$184.00</b> |

**6. Select Cylinder Type**

|              |  |                       |
|--------------|--|-----------------------|
| <b>P</b> ● △ | With Cylinder, Schlage- (Everest 29 S123, 6 Pin KIL standard)                        | <b>N/C</b>            |
| <b>L</b>     | Less Cylinder, Schlage, Falcon, 6 Pin KIL  | <b>DEDUCT \$65.00</b> |
| <b>R</b> ● □ | With Cylinder, Schlage 6-Pin (Everest 29 S123 standard) FSIC                         | <b>\$39.00</b>        |
| <b>J</b>     | Less Cylinder, Schlage, 6 Pin FSIC   | <b>DEDUCT \$36.00</b> |
| <b>G</b> ● □ | With Cylinder, Schlage 7-Pin (Everest 29R standard) (factory master keyed only) SFIC | <b>\$87.00</b>        |
| <b>B</b>     | Less Cylinder, Schlage, Falcon, Competitive OEM's, 7 Pin (SFIC)                      | <b>N/C</b>            |
| <b>L SAR</b> | Less Cylinder, Sargent (10L + 11L), 6 Pin KIL  | <b>N/C</b>            |
| <b>L CO6</b> | Less Cylinder, Corbin, 6 Pin KIL (Only RHO, 8RO, SPA, 8SP lever styles)              | <b>N/C</b>            |
| <b>J SAR</b> | Less Cylinder, Sargent 6300, 6 Pin FSIC  | <b>N/C</b>            |
| <b>J CO6</b> | Less Cylinder, Corbin 8000, 6 Pin FSIC   | <b>N/C</b>            |
| <b>J CO7</b> | Less Cylinder, Corbin 8000-7, 7 Pin FSIC, (Only RHO, 8RO, SPA, 8SP, TLR and 8TR)     | <b>N/C</b>            |
| <b>J MED</b> | Less Cylinder, Medeco 32*0201, 6 Pin FSIC (Only RHO, 8RO, SPA, 8SP lever styles)     | <b>N/C</b>            |
| <b>J YA6</b> | Less Cylinder, Yale 1210 or Medeco 31*0100, 6 Pin FSIC                               | <b>N/C</b>            |
| <b>J YA7</b> | Less Cylinder, Yale 1220, 7 Pin FSIC (Only RHO, 8RO, SPA, 8SP lever styles)          | <b>N/C</b>            |
| <b>L FA7</b> | Less Cylinder, Falcon, 7 Pin, KIL (Only RHO, 8RO, SPA, 8SP lever styles)             | <b>N/C</b>            |

● Master Keyed cylinders can be specified and will be shipped in lock packaging. For Master Keying System Summary form which should accompany the master keyed order, see page 293.

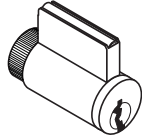
△ For Master Keying, additional line item 50-210 is required, \$20.70 each.

□ Control Keys for installation/removal of interchangeable cores are not furnished and must be ordered separate.

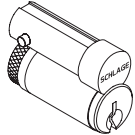
For additional assistance on Master Keying as well as restricted keyways please contact customer service.



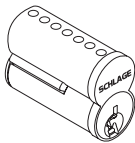
Full Cylinder  
PD LD LDSAR LDA7



Full Size Interchangeable Core  
RD JD JD SAR JD CO6 JD YA6 JD CO7



Small Format Interchangeable Core  
GD BD



**7. Select Keying Type**

| Open Keyway Families: KIL or FSIC <sup>2</sup>         |                                     |                 |
|--|-------------------------------------|-----------------|
| <b>S123</b>  | Everest 29 S (Key in Lever or FSIC) | <b>STANDARD</b> |
| <b>C123</b>  | Everest C                           | <b>N/C</b>      |
| <b>C/CE/E/EF/F/FG/G</b>                                | Classic Obverse                     | <b>N/C</b>      |
| Restricted Keyway Families: KIL or FSIC <sup>1,2</sup> |                                     |                 |
| <b>29 T</b>  | Everest 29 T                        | <b>\$18.00</b>  |
| <b>D</b>   | Everest D                           | <b>\$18.00</b>  |
| <b>Classic Restricted</b>                              | Quad, Numbered, Reverse             | <b>\$18.00</b>  |
| Restricted Keyway Families: SFIC <sup>3</sup>          |                                     |                 |
| <b>29 R</b>  | Everest 29 R                        | <b>N/C</b>      |
| <b>B</b>   | Everest B                           | <b>N/C</b>      |

<sup>1</sup> Everest Restricted Keyways require a Letter of Authorization to be submitted with the order. See sample Letter of Authorization, see page 305.

<sup>2</sup> Full Size key systems (Everest 29 S & T, Everest C & D, Obverse & Quad) are available in Primus and Primus XP key system and must be ordered separately. Lock should be ordered less cylinder and Primus cylinder should be a separate line.

<sup>3</sup> Master Keyed cylinders can be specified and will be shipped in lock packaging. For Master Keying System Summary form which should accompany the master keyed order, see page 293.

**8. Select Handing (Field Reversible)**

|            |                      |            |
|------------|----------------------|------------|
| <b>RHR</b> | Right Handed Reverse | <b>N/C</b> |
| <b>LHR</b> | Left Handed Reverse  | <b>N/C</b> |

**9. - 10. No Selection Required**

**11. Select Door Thickness**

|                    |  |                 |
|--------------------|--|-----------------|
| <b>134</b>         | 1-3/4"   | <b>STANDARD</b> |
| <b>Example 200</b> | 1-3/4" to 2-3/4", (Specify in 1/8" increments) | <b>\$60.70</b>  |

**CO-Series Exit Trim**

The CO-Series Exit Trim comes with a universal mounting plate and is compatible with the following exit devices:

**Von Duprin 98/99, 98/99XP**

Rim, Concealed Vertical Rod (metal door only), Concealed Vertical Cable (metal door only), Surface Vertical Rod\*, Mortise.

**Von Duprin 22/22F**

Rim, Surface Vertical Rod\*

**Falcon 25 - Rim**

**Sargent 80 Series** (Narrow design & reversible rim exits not compatible) - Rim

**Corbin Russwin 5000 Series** - Rim

**Yale 7000** - Rim

**Dorma 9300** - Rim

**Precision 21** - Rim (2100 converts to 21 with Precision's BP21 kit)

\*CO-100, CO-200 and CO-250 only.

Accessories available, see pages 210-211.

Accessories include Decorative Plates, Handheld Device, etc.

Credentials available, see pages 26-31.

**1-4. Select Chassis/Function**

|              |                     |            |
|--------------|---------------------|------------|
| CO-250-CY-70 | Classroom/Storeroom | \$1,261.00 |
| CO-250-CY-50 | Office              | \$1,271.00 |
| CO-250-CY-40 | Privacy             | \$1,271.00 |



CO-250-CY-70-MS



CO-250-CY-70-MSK

**5. Select Reader (Note: CO-Series readers are not interchangeable)**

|     |                                  |         |
|-----|----------------------------------|---------|
| MS  | Magnetic Stripe (Swipe)          | N/C     |
| MSK | Magnetic Stripe (Swipe) + Keypad | \$70.10 |

**6. Select Lever\***

|     |                 |                |
|-----|-----------------|----------------|
| LLL | Less each lever | DEDUCT \$23.70 |
| SPA | Sparta          | N/C            |
| RHO | Rhodes          | N/C            |
| ATH | Athens          | N/C            |
| TLR | Tubular         | N/C            |
| BRW | Broadway        | N/C            |
| BRK | Boardwalk       | N/C            |
| LAT | Latitude        | N/C            |
| LON | Longitude       | N/C            |

\* Tactile Warning use 8AT for Athens, 8RO for Rhodes, 8SP for Sparta and 8TR for Tubular. \$47.00 per lever. Applied to exterior lever only unless otherwise specified. Not available with 643e finish.

**7. Select Finish**

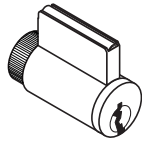
|       |                            |          |
|-------|----------------------------|----------|
| 626   | Satin Chrome               | N/C      |
| 605   | Bright Brass               | \$143.00 |
| 606   | Satin Brass                | \$143.00 |
| 612   | Satin Bronze               | \$143.00 |
| 619   | Satin Nickel               | \$143.00 |
| 625   | Bright Chrome              | \$143.00 |
| 643e  | Aged Bronze                | \$143.00 |
| 626AM | Satin Chrome Antimicrobial | \$184.00 |

**8. Select Cylinder Type**

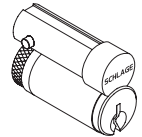
|       |  |                |
|-------|--|----------------|
| P ●△  | With Cylinder, Schlage- (Everest 29 S123, 6 Pin KIL standard)                        | N/C            |
| L     | Less Cylinder, Schlage, Falcon, 6 Pin KIL  | DEDUCT \$65.00 |
| R ●□  | With Cylinder, Schlage 6-Pin (Everest 29 S123 standard) FSIC                         | \$39.00        |
| J     | Less Cylinder, Schlage, 6 Pin FSIC   | DEDUCT \$36.00 |
| G ●□  | With Cylinder, Schlage 7-Pin (Everest 29R standard) (factory master keyed only) SFIC | \$87.00        |
| B     | Less Cylinder, Schlage, Falcon, Competitive OEM's, 7 Pin (SFIC)                      | N/C            |
| L SAR | Less Cylinder, Sargent (10L + 11L), 6 Pin KIL  | N/C            |
| L CO6 | Less Cylinder, Corbin, 6 Pin KIL (Only RHO, 8RO, SPA, 8SP lever styles)              | N/C            |
| J SAR | Less Cylinder, Sargent 6300, 6 Pin FSIC  | N/C            |
| J CO6 | Less Cylinder, Corbin 8000, 6 Pin FSIC   | N/C            |
| J CO7 | Less Cylinder, Corbin 8000-7, 7 Pin FSIC, (Only RHO, 8RO, SPA, 8SP, TLR and 8TR)     | N/C            |
| J MED | Less Cylinder, Medeco 32*0201, 6 Pin FSIC (Only RHO, 8RO, SPA, 8SP lever styles)     | N/C            |
| J YA6 | Less Cylinder, Yale 1210 or Medeco 31*0100, 6 Pin FSIC                               | N/C            |
| J YA7 | Less Cylinder, Yale 1220, 7 Pin FSIC (Only RHO, 8RO, SPA, 8SP lever styles)          | N/C            |
| L FA7 | Less Cylinder, Falcon, 7 Pin, KIL (Only RHO, 8RO, SPA, 8SP lever styles)             | N/C            |

● Master Keyed cylinders can be specified and will be shipped in lock packaging. For Master Keying System Summary form which should accompany the master keyed order, see page 293.  
 △ For Master Keying, additional line item 50-210 is required, \$20.70 each.  
 □ Control Keys for installation/removal of interchangeable cores are not furnished and must be ordered separate.  
 For additional assistance on Master Keying as well as restricted keyways please contact customer service.

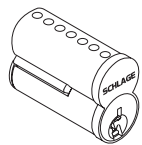
Full Cylinder  
PD LD LDSAR LDFA7



Full Size  
Interchangeable Core  
RD JD JD SAR JD CO6 JD YA6  
JD CO7



Small Format  
Interchangeable Core  
GD BD



**9. Select Keying Type**

| Open Keyway Families: KIL or FSIC <sup>2</sup>         |                                     |                 |
|--|-------------------------------------|-----------------|
| <b>S123</b>  | Everest 29 S (Key in Lever or FSIC) | <b>STANDARD</b> |
| <b>C123</b>  | Everest C                           | <b>N/C</b>      |
| <b>C/CE/E/EF/ F/ FG/ G</b>                             | Classic Obverse                     | <b>N/C</b>      |
| Restricted Keyway Families: KIL or FSIC <sup>1,2</sup> |                                     |                 |
| <b>29 T</b>  | Everest 29 T                        | <b>\$18.00</b>  |
| <b>D</b>   | Everest D                           | <b>\$18.00</b>  |
| <b>Classic Restricted</b>                              | Quad, Numbered, Reverse             | <b>\$18.00</b>  |
| Restricted Keyway Families: SFIC <sup>3</sup>          |                                     |                 |
| <b>29 R</b>  | Everest 29 R                        | <b>N/C</b>      |
| <b>B</b>   | Everest B                           | <b>N/C</b>      |

<sup>1</sup> Everest Restricted Keyways require a Letter of Authorization to be submitted with the order. See sample Letter of Authorization, see page 305.

<sup>2</sup> Full Size key systems (Everest 29 S & T, Everest C & D, Obverse & Quad) are available in Primus and Primus XP key system and must be ordered separately. Lock should be ordered less cylinder and Primus cylinder should be a separate line.

<sup>3</sup> Master Keyed cylinders can be specified and will be shipped in lock packaging. For Master Keying System Summary form which should accompany the master keyed order, see page 293.

**10. Select Handing (Field Reversible)**

|            |                      |            |
|------------|----------------------|------------|
| <b>RH</b>  | Right Handed         | <b>N/C</b> |
| <b>LH</b>  | Left Handed          | <b>N/C</b> |
| <b>RHR</b> | Right Handed Reverse | <b>N/C</b> |
| <b>LHR</b> | Left Handed Reverse  | <b>N/C</b> |

**11. Select Battery**

|           |                 |                 |
|-----------|-----------------|-----------------|
| <b>4B</b> | 4AA Battery Kit | <b>STANDARD</b> |
|-----------|-----------------|-----------------|

**12. Select Backset & Latchbolt**

|                |   |                       |
|----------------|---|-----------------------|
| <b>LLL</b>     | Less Latch  | <b>DEDUCT \$35.20</b> |
| <b>13-247</b>  | 2-3/4" Backset, Deadlatch, Square corner, 1-1/8" x 2-1/4"   | <b>STANDARD</b>       |
| <b>14-049</b>  | 2-3/4" Backset, Deadlatch Anti-friction fire door latch, Square corner, 1-1/8" x 2-1/4", 3/4" throw | <b>\$186.00</b>       |
| <b>14-051</b>  | 2-3/8" Backset, Deadlatch Square corner, 1-1/8" x 2-1/4"  | <b>N/C</b>            |
| <b>14-050</b>  | 3-3/4" Backset, Deadlatch Square corner, 1-1/8" x 2-1/4"  | <b>\$11.00</b>        |
| <b>43-001</b>  | 5" Backset extension link, Deadlatch  | <b>\$34.10</b>        |
| <b>39-030*</b> | Rabbeted latch and strike kit, 605 and 626 only   | <b>\$59.80</b>        |

\* Adapts square corner latch and 2-3/4" square corner strike to 1/2" rabbeted door and frame.

**13. Select Strike Plate**

|                 |  |                      |
|-----------------|--|----------------------|
| <b>LLL</b>      | Less Strike Plate  | <b>DEDUCT \$4.60</b> |
| <b>10-025</b>   | 1-3/16" Lip, ANSI, no box, 1-1/4" x 4-7/8"                     | <b>STANDARD</b>      |
| <b>10-013*</b>  | 1-1/8" Lip, Square Corner, T-strike, box, 1-1/8" - 2-3/4"      | <b>N/C</b>           |
| <b>10-016</b>   | 1-1/8" Lip, Square Corner, T-strike, deep box, fire door latch | <b>N/C</b>           |
| <b>K510-066</b> | Box for ANSI strike (Must be specific)                         | <b>N/C</b>           |

\* 1-1/2" Lip available, must specify 1-1/2" Lip \$8.00

**14. Select Door Thickness**

|                    |   |                 |
|--------------------|---|-----------------|
| <b>134</b>         | 1-3/4"  | <b>STANDARD</b> |
| <b>Example 138</b> | 1-3/8" to 2-3/4", Shims included (Specify in 1/8" increments) | <b>\$60.70</b>  |

Accessories available, see pages 210-211.  
Accessories include Decorative Plates, Handheld Device, etc.  
Credentials available, see pages 26-31.

1-3. Select Chassis/Function

|           |                  |            |
|-----------|------------------|------------|
| CO-250-MS | Mortise          | \$1,492.00 |
| CO-250-MD | Mortise Deadbolt | \$1,564.00 |

4. Select Function

|    |   |          |
|----|---|----------|
| 70 | Classroom/Storeroom (Not available on mortise deadbolt) | STANDARD |
| 50 | Office (Not available on mortise deadbolt)              | \$10.00  |
| 40 | Privacy ■   | \$10.00  |

■ Inside Push Button (IPB) only included with Mortise (MS) chassis. Mortise deadbolt (MD) chassis comes with LED indicator only. \$10 charge does not apply to mortise deadbolt (MD) chassis.

5. Select Reader (Note: CO-Series readers are not interchangeable)

|     |                                  |         |
|-----|----------------------------------|---------|
| MS  | Magnetic Stripe (Swipe)          | N/C     |
| MSK | Magnetic Stripe (Swipe) + Keypad | \$70.10 |

6. Select Lever\*

|     |                                   |                |
|-----|-----------------------------------|----------------|
| LLL | Less interior and exterior levers | DEDUCT \$66.90 |
| SPA | Sparta                            | N/C            |
| RHO | Rhodes                            | N/C            |
| ATH | Athens                            | N/C            |
| TLR | Tubular                           | N/C            |
| BRW | Broadway                          | N/C            |
| BRK | Boardwalk                         | N/C            |
| LAT | Latitude                          | N/C            |
| LON | Longitude                         | N/C            |

\* Tactile Warning use 8AT for Athens, 8RO for Rhodes, 8SP for Sparta and 8TR for Tubular. \$47.00 per lever. Applied to exterior lever only unless otherwise specified. Not available with 643e finish.

7. Select Finish

|       |                            |          |
|-------|----------------------------|----------|
| 626   | Satin Chrome               | N/C      |
| 605   | Bright Brass               | \$143.00 |
| 606   | Satin Brass                | \$143.00 |
| 612   | Satin Bronze               | \$143.00 |
| 619   | Satin Nickel               | \$143.00 |
| 625   | Bright Chrome              | \$143.00 |
| 643e  | Aged Bronze                | \$143.00 |
| 626AM | Satin Chrome Antimicrobial | \$184.00 |

8. Select Cylinder Type

|      |  |                |
|------|--|----------------|
| P ●△ | With Cylinder, Schlage- (Everest 29 S123, 6 Pin KIL standard)                        | N/C            |
| L    | Less Cylinder, Schlage, Falcon, 6 Pin KIL  | DEDUCT \$65.00 |
| R ●□ | With Cylinder, Schlage 6-Pin (Everest 29 S123 standard) FSIC                         | \$39.00        |
| J    | Less Cylinder, Schlage, 6 Pin FSIC   | DEDUCT \$36.00 |
| G ●□ | With Cylinder, Schlage 7-Pin (Everest 29R standard) (factory master keyed only) SFIC | \$87.00        |
| B    | Less Cylinder, Schlage, Falcon, Competitive OEM's, 7 Pin (SFIC)                      | N/C            |
| LSAR | Less Cylinder, Sargent (10L + 11L), 6 Pin KIL  | N/C            |
| LCO6 | Less Cylinder, Corbin, 6 Pin KIL (Only RHO, 8RO, SPA, 8SP lever styles)              | N/C            |
| JSAR | Less Cylinder, Sargent 6300, 6 Pin FSIC  | N/C            |
| JCO6 | Less Cylinder, Corbin 8000, 6 Pin FSIC   | N/C            |
| JCO7 | Less Cylinder, Corbin 8000-7, 7 Pin FSIC, (Only RHO, 8RO, SPA, 8SP, TLR and 8TR)     | N/C            |
| JMED | Less Cylinder, Medeco 32*0201, 6 Pin FSIC (Only RHO, 8RO, SPA, 8SP lever styles)     | N/C            |
| JYA6 | Less Cylinder, Yale 1210 or Medeco 31*0100, 6 Pin FSIC                               | N/C            |
| JYA7 | Less Cylinder, Yale 1220, 7 Pin FSIC (Only RHO, 8RO, SPA, 8SP lever styles)          | N/C            |
| LFA7 | Less Cylinder, Falcon, 7 Pin, KIL (Only RHO, 8RO, SPA, 8SP lever styles)             | N/C            |

● Master Keyed cylinders can be specified and will be shipped in lock packaging. For Master Keying System Summary form which should accompany the master keyed order, see page 293.

△ For Master Keying, additional line item 50-210 is required, \$20.70 each.

□ Control Keys for installation/removal of interchangeable cores are not furnished and must be ordered separate. For additional assistance on Master Keying as well as restricted keyways please contact customer service.

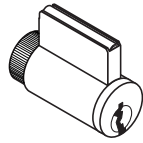


CO-250-MS-70-MSK

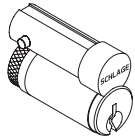


CO-250-MS-70-MS

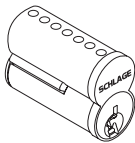
Full Cylinder  
PD LD LDSAR LDFA7



Full Size  
Interchangeable Core  
RD JD JD SAR JD CO6 JD YA6  
JD CO7



Small Format  
Interchangeable Core  
GD BD



**9. Select Keying Type**

| Open Keyway Families: KIL or FSIC <sup>2</sup>         |                                     |                 |
|--|-------------------------------------|-----------------|
| <b>S123</b>  | Everest 29 S (Key in Lever or FSIC) | <b>STANDARD</b> |
| <b>C123</b>  | Everest C                           | <b>N/C</b>      |
| <b>C/CE/E/EF/ F/ FG/ G</b>                             | Classic Obverse                     | <b>N/C</b>      |
| Restricted Keyway Families: KIL or FSIC <sup>1,2</sup> |                                     |                 |
| <b>29 T</b>  | Everest 29 T                        | <b>\$18.00</b>  |
| <b>D</b>   | Everest D                           | <b>\$18.00</b>  |
| <b>Classic Restricted</b>                              | Quad, Numbered, Reverse             | <b>\$18.00</b>  |
| Restricted Keyway Families: SFIC <sup>3</sup>          |                                     |                 |
| <b>29 R</b>  | Everest 29 R                        | <b>N/C</b>      |
| <b>B</b>   | Everest B                           | <b>N/C</b>      |

<sup>1</sup> Everest Restricted Keyways require a Letter of Authorization to be submitted with the order. See sample Letter of Authorization, see page 305.

<sup>2</sup> Full Size key systems (Everest 29 S & T, Everest C & D, Obverse & Quad) are available in Primus and Primus XP key system and must be ordered separately. Lock should be ordered less cylinder and Primus cylinder should be a separate line.

<sup>3</sup> Master Keyed cylinders can be specified and will be shipped in lock packaging. For Master Keying System Summary form which should accompany the master keyed order, see page 293.

**10. Select Handing (Field Reversible)**

|            |                      |            |
|------------|----------------------|------------|
| <b>RH</b>  | Right Handed         | <b>N/C</b> |
| <b>LH</b>  | Left Handed          | <b>N/C</b> |
| <b>RHR</b> | Right Handed Reverse | <b>N/C</b> |
| <b>LHR</b> | Left Handed Reverse  | <b>N/C</b> |

**11. Select Battery**

|           |                 |                 |
|-----------|-----------------|-----------------|
| <b>4B</b> | 4AA Battery Kit | <b>STANDARD</b> |
|-----------|-----------------|-----------------|

**12. Select Mortise Lock Armor Front**

|               |  |                       |
|---------------|--|-----------------------|
| <b>LLL</b>    | Less Armor Front   | <b>DEDUCT \$17.30</b> |
| <b>09-663</b> | 1-1/4" Wide Square Corner, Latch for MS                      | <b>STANDARD</b>       |
| <b>09-669</b> | 1-1/16" Wide Square Corner, Latch, options for MS            | <b>N/C</b>            |
| <b>09-666</b> | 1-1/4" Wide Square Corner, Latch x Deadbolt for MD           | <b>STANDARD</b>       |
| <b>09-672</b> | 1-1/16" Wide Square Corner, Latch x Deadbolt, Options for MD | <b>N/C</b>            |

**13. Select Strike Plate**

|                 |  |                       |
|-----------------|--|-----------------------|
| <b>LLL</b>      | Less Strike  | <b>DEDUCT \$13.60</b> |
| <b>10-072</b>   | 1-1/4" x 4-7/8" Square Corner + box; 1-3/16" lip length                      | <b>STANDARD</b>       |
| <b>10-072xx</b> | 1-1/4" x 4-7/8" Square Corner + box; specify lip length (xx) as 1" or 1-1/2" | <b>N/C</b>            |
| <b>10-072xx</b> | 1-1/4" x 4-7/8" Square Corner + box; specify lip length (xx) as 1-3/4"       | <b>\$32.20</b>        |
| <b>10-075 ●</b> | 1/2" Rabbeted  | <b>\$111.00</b>       |
| <b>37-015</b>   | Strike Frame Reinforcer, specify 37-015                                      | <b>N/C</b>            |

● For 1-3/4" thick doors, use wide armor front. For over 1-3/4" thick door extended equally (EE) use 1-1/4" wide armor front.

△ Extended leadtime, consult customer service.

**14. Select Door Thickness**

|                    |   |                 |
|--------------------|---|-----------------|
| <b>134</b>         | 1-3/4"  | <b>STANDARD</b> |
| <b>Example 138</b> | 1-3/8" to 2-3/4", Shims included (Specify in 1/8" increments) | <b>\$60.70</b>  |

Accessories available, see pages 210-211.

Accessories include Decorative Plates, Handheld Device, etc.

Credentials available, see pages 26-31.



1-3. Select Exit Trim Type\*

|             |            |
|-------------|------------|
| CO-250-993R | \$1,636.00 |
| CO-250-993S | \$1,652.00 |
| CO-250-993M | \$1,652.00 |

\* See page 172 for exit device compatibility. † Metal door only.



CO-250-993R-70-MS



CO-250-993R-70-MSK

4. Select Function

|    |                     |          |
|----|---------------------|----------|
| 70 | Classroom/Storeroom | STANDARD |
|----|---------------------|----------|

5. Select Reader (Note: CO-Series readers are not interchangeable)

|     |                                  |         |
|-----|----------------------------------|---------|
| MS  | Magnetic Stripe (Swipe)          | N/C     |
| MSK | Magnetic Stripe (Swipe) + Keypad | \$70.10 |

6. Select Lever\*

|     |                                   |                |
|-----|-----------------------------------|----------------|
| LLL | Less interior and exterior levers | DEDUCT \$23.70 |
| SPA | Sparta                            | N/C            |
| RHO | Rhodes                            | N/C            |
| ATH | Athens                            | N/C            |
| TLR | Tubular                           | N/C            |
| BRW | Broadway                          | N/C            |
| BRK | Boardwalk                         | N/C            |
| LAT | Latitude                          | N/C            |
| LON | Longitude                         | N/C            |

\* Tactile Warning use 8AT for Athens, 8RO for Rhodes, 8SP for Sparta and 8TR for Tubular. \$47.00 per lever. Applied to exterior lever only unless otherwise specified. Not available with 643e finish.

7. Select Finish

|       |                            |          |
|-------|----------------------------|----------|
| 626   | Satin Chrome               | N/C      |
| 605   | Bright Brass               | \$143.00 |
| 606   | Satin Brass                | \$143.00 |
| 612   | Satin Bronze               | \$143.00 |
| 619   | Satin Nickel               | \$143.00 |
| 625   | Bright Chrome              | \$143.00 |
| 643e  | Aged Bronze                | \$143.00 |
| 626AM | Satin Chrome Antimicrobial | \$184.00 |

8. Select Cylinder Type

|       |  |                |
|-------|--|----------------|
| P ●△  | With Cylinder, Schlage- (Everest 29 S123, 6 Pin KIL standard)                        | N/C            |
| L     | Less Cylinder, Schlage, Falcon, 6 Pin KIL  | DEDUCT \$65.00 |
| R ●□  | With Cylinder, Schlage 6-Pin (Everest 29 S123 standard) FSIC                         | \$39.00        |
| J     | Less Cylinder, Schlage, 6 Pin FSIC   | DEDUCT \$36.00 |
| G ●□  | With Cylinder, Schlage 7-Pin (Everest 29R standard) (factory master keyed only) SFIC | \$87.00        |
| B     | Less Cylinder, Schlage, Falcon, Competitive OEM's, 7 Pin (SFIC)                      | N/C            |
| L SAR | Less Cylinder, Sargent (10L + 11L), 6 Pin KIL  | N/C            |
| L CO6 | Less Cylinder, Corbin, 6 Pin KIL (Only RHO, 8RO, SPA, 8SP lever styles)              | N/C            |
| J SAR | Less Cylinder, Sargent 6300, 6 Pin FSIC  | N/C            |
| J CO6 | Less Cylinder, Corbin 8000, 6 Pin FSIC   | N/C            |
| J CO7 | Less Cylinder, Corbin 8000-7, 7 Pin FSIC, (Only RHO, 8RO, SPA, 8SP, TLR and 8TR)     | N/C            |
| J MED | Less Cylinder, Medeco 32*0201, 6 Pin FSIC (Only RHO, 8RO, SPA, 8SP lever styles)     | N/C            |
| J YA6 | Less Cylinder, Yale 1210 or Medeco 31*0100, 6 Pin FSIC                               | N/C            |
| J YA7 | Less Cylinder, Yale 1220, 7 Pin FSIC (Only RHO, 8RO, SPA, 8SP lever styles)          | N/C            |
| L FA7 | Less Cylinder, Falcon, 7 Pin, KIL (Only RHO, 8RO, SPA, 8SP lever styles)             | N/C            |

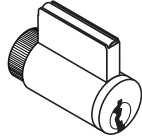
● Master Keyed cylinders can be specified and will be shipped in lock packaging. For Master Keying System Summary form which should accompany the master keyed order, see page 293.

△ For Master Keying, additional line item 50-210 is required, \$20.70 each.

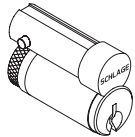
□ Control Keys for installation/removal of interchangeable cores are not furnished and must be ordered separate.

For additional assistance on Master Keying as well as restricted keyways please contact customer service.

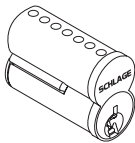
Full Cylinder  
PD LD LDSAR LDA7



Full Size  
Interchangeable Core  
RD JD JD SAR JD CO6 JD YA6  
JD CO7



Small Format  
Interchangeable Core  
GD BD



**9. Select Keying Type**

| Open Keyway Families: KIL or FSIC <sup>2</sup>         |                                     |                 |
|--|-------------------------------------|-----------------|
| <b>S123</b>  | Everest 29 S (Key in Lever or FSIC) | <b>STANDARD</b> |
| <b>C123</b>  | Everest C                           | <b>N/C</b>      |
| <b>C/CE/E/EF/ F/ FG/ G</b>                             | Classic Obverse                     | <b>N/C</b>      |
| Restricted Keyway Families: KIL or FSIC <sup>1,2</sup> |                                     |                 |
| <b>29 T</b>  | Everest 29 T                        | <b>\$18.00</b>  |
| <b>D</b>   | Everest D                           | <b>\$18.00</b>  |
| <b>Classic Restricted</b>                              | Quad, Numbered, Reverse             | <b>\$18.00</b>  |
| Restricted Keyway Families: SFIC <sup>3</sup>          |                                     |                 |
| <b>29 R</b>  | Everest 29 R                        | <b>N/C</b>      |
| <b>B</b>   | Everest B                           | <b>N/C</b>      |

<sup>1</sup> Everest Restricted Keyways require a Letter of Authorization to be submitted with the order. See sample Letter of Authorization, see page 305.

<sup>2</sup> Full Size key systems (Everest 29 S & T, Everest C & D, Obverse & Quad) are available in Primus and Primus XP key system and must be ordered separately. Lock should be ordered less cylinder and Primus cylinder should be a separate line.

<sup>3</sup> Master Keyed cylinders can be specified and will be shipped in lock packaging. For Master Keying System Summary form which should accompany the master keyed order, see page 293.

**10. Select Handing (Field Reversible)**

|            |                      |            |
|------------|----------------------|------------|
| <b>RHR</b> | Right Handed Reverse | <b>N/C</b> |
| <b>LHR</b> | Left Handed Reverse  | <b>N/C</b> |

**11. Select Battery**

|           |                 |                 |
|-----------|-----------------|-----------------|
| <b>4B</b> | 4AA Battery Kit | <b>STANDARD</b> |
|-----------|-----------------|-----------------|

**12. - 13. No Selection Required**

**14. Select Door Thickness**

|                    |  |                 |
|--------------------|--|-----------------|
| <b>134</b>         | 1-3/4"   | <b>STANDARD</b> |
| <b>Example 200</b> | 1-3/4" to 2-3/4", (Specify in 1/8" increments) | <b>\$60.70</b>  |

**CO-Series Exit Trim**

The CO-100 Exit Trim comes with a universal mounting plate and is compatible with the following exit devices:

**Von Duprin 98/99, 98/99XP**

Rim, Concealed Vertical Rod (metal door only), Concealed Vertical Cable (metal door only), Surface Vertical Rod, Mortise.

**Von Duprin 22/22F**

Rim, Surface Vertical Rod

**Falcon 25 - Rim**

**Sargent 80 Series** (Narrow design & reversible rim exits not compatible) - Rim

**Corbin Russwin 5000 Series - Rim**

**Yale 7000 - Rim**

**Dorma 9300 - Rim**

**Precision 21 - Rim** (2100 converts to 21 with Precision's BP21 kit)

**Note:** CO-Series Non-Functioning "Dummy" Exit Trim now available. Please see pages 208-209 for details

Accessories available, see pages 210-211.

Accessories include Decorative Plates, Handheld Device, etc.

Credentials available, see pages 26-31.

Pricing/product description subject to change without notice.

1-3. Select Chassis/ Exit Trim Type\*

|                 |   |                 |
|-----------------|---|-----------------|
| <b>CO-993DT</b> | Dummy Trim with Dummy Reader Cover for Exit Rim/ <sup>†</sup> Concealed Vertical Rod/ <sup>†</sup> Concealed Vertical Cable/<br>Surface Vertical Rod/Mortise Lock | <b>\$740.00</b> |
|-----------------|---|-----------------|

\* See page 172 for exit device compatibility. <sup>†</sup> Metal door only.



CO993DT

4. Select Lever\*

|            |                                   |                       |
|------------|-----------------------------------|-----------------------|
| <b>LLL</b> | Less interior and exterior levers | <b>DEDUCT \$23.70</b> |
| <b>SPA</b> | Sparta                            | <b>N/C</b>            |
| <b>RHO</b> | Rhodes                            | <b>N/C</b>            |
| <b>ATH</b> | Athens                            | <b>N/C</b>            |
| <b>TLR</b> | Tubular                           | <b>N/C</b>            |
| <b>BRW</b> | Broadway                          | <b>N/C</b>            |
| <b>BRK</b> | Boardwalk                         | <b>N/C</b>            |
| <b>LAT</b> | Latitude                          | <b>N/C</b>            |
| <b>LON</b> | Longitude                         | <b>N/C</b>            |

\* Tactile Warning use 8AT for Athens, 8RO for Rhodes, 8SP for Sparta and 8TR for Tubular. \$47.00 per lever. Applied to exterior lever only unless otherwise specified. Not available with 643e finish.

5. Select Finish

|              |                            |                 |
|--------------|----------------------------|-----------------|
| <b>626</b>   | Satin Chrome               | <b>N/C</b>      |
| <b>605</b>   | Bright Brass               | <b>\$143.00</b> |
| <b>606</b>   | Satin Brass                | <b>\$143.00</b> |
| <b>612</b>   | Satin Bronze               | <b>\$143.00</b> |
| <b>619</b>   | Satin Nickel               | <b>\$143.00</b> |
| <b>625</b>   | Bright Chrome              | <b>\$143.00</b> |
| <b>643e</b>  | Aged Bronze                | <b>\$143.00</b> |
| <b>626AM</b> | Satin Chrome Antimicrobial | <b>\$184.00</b> |

6. Select Cylinder Type

|              |  |                       |
|--------------|--|-----------------------|
| <b>P</b> ● △ | With Cylinder, Schlage- (Everest 29 S123, 6 Pin KIL standard)                        | <b>N/C</b>            |
| <b>L</b>     | Less Cylinder, Schlage, Falcon, 6 Pin KIL  | <b>DEDUCT \$65.00</b> |
| <b>R</b> ● □ | With Cylinder, Schlage 6-Pin (Everest 29 S123 standard) FSIC                         | <b>\$39.00</b>        |
| <b>J</b>     | Less Cylinder, Schlage, 6 Pin FSIC   | <b>DEDUCT \$36.00</b> |
| <b>G</b> ● □ | With Cylinder, Schlage 7-Pin (Everest 29R standard) (factory master keyed only) SFIC | <b>\$87.00</b>        |
| <b>B</b>     | Less Cylinder, Schlage, Falcon, Competitive OEM's, 7 Pin (SFIC)                      | <b>N/C</b>            |
| <b>L SAR</b> | Less Cylinder, Sargent (10L + 11L), 6 Pin KIL  | <b>N/C</b>            |
| <b>L CO6</b> | Less Cylinder, Corbin, 6 Pin KIL (Only RHO, 8RO, SPA, 8SP lever styles)              | <b>N/C</b>            |
| <b>J SAR</b> | Less Cylinder, Sargent 6300, 6 Pin FSIC  | <b>N/C</b>            |
| <b>J CO6</b> | Less Cylinder, Corbin 8000, 6 Pin FSIC   | <b>N/C</b>            |
| <b>J CO7</b> | Less Cylinder, Corbin 8000-7, 7 Pin FSIC, (Only RHO, 8RO, SPA, 8SP, TLR and 8TR)     | <b>N/C</b>            |
| <b>J MED</b> | Less Cylinder, Medeco 32*0201, 6 Pin FSIC (Only RHO, 8RO, SPA, 8SP lever styles)     | <b>N/C</b>            |
| <b>J YA6</b> | Less Cylinder, Yale 1210 or Medeco 31*0100, 6 Pin FSIC                               | <b>N/C</b>            |
| <b>J YA7</b> | Less Cylinder, Yale 1220, 7 Pin FSIC (Only RHO, 8RO, SPA, 8SP lever styles)          | <b>N/C</b>            |
| <b>L FA7</b> | Less Cylinder, Falcon, 7 Pin, KIL (Only RHO, 8RO, SPA, 8SP lever styles)             | <b>N/C</b>            |

● Master Keyed cylinders can be specified and will be shipped in lock packaging. For Master Keying System Summary form which should accompany the master keyed order, see page 293.

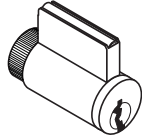
△ For Master Keying, additional line item 50-210 is required, \$20.70 each.

□ Control Keys for installation/removal of interchangeable cores are not furnished and must be ordered separate.

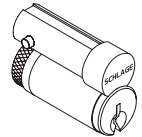
For additional assistance on Master Keying as well as restricted keyways please contact customer service.



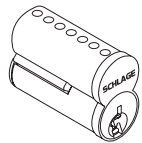
Full Cylinder  
PD LD LDSAR LDA7



Full Size  
Interchangeable Core  
RD JD JD SAR JD CO6 JD YA6  
JD CO7



Small Format  
Interchangeable Core  
GD BD



**7. Select Keying Type**

| Open Keyway Families: KIL or FSIC <sup>2</sup>         |                                     |                 |
|--|-------------------------------------|-----------------|
| <b>S123</b>  | Everest 29 S (Key in Lever or FSIC) | <b>STANDARD</b> |
| <b>C123</b>  | Everest C                           | <b>N/C</b>      |
| <b>C/CE/E/EF/F/FG/G</b>                                | Classic Obverse                     | <b>N/C</b>      |
| Restricted Keyway Families: KIL or FSIC <sup>1,2</sup> |                                     |                 |
| <b>29 T</b>  | Everest 29 T                        | <b>\$18.00</b>  |
| <b>D</b>   | Everest D                           | <b>\$18.00</b>  |
| <b>Classic Restricted</b>                              | Quad, Numbered, Reverse             | <b>\$18.00</b>  |
| Restricted Keyway Families: SFIC <sup>3</sup>          |                                     |                 |
| <b>29 R</b>  | Everest 29 R                        | <b>N/C</b>      |
| <b>B</b>   | Everest B                           | <b>N/C</b>      |

<sup>1</sup> Everest Restricted Keyways require a Letter of Authorization to be submitted with the order. See sample Letter of Authorization, see page 305.

<sup>2</sup> Full Size key systems (Everest 29 S & T, Everest C & D, Obverse & Quad) are available in Primus and Primus XP key system and must be ordered separately. Lock should be ordered less cylinder and Primus cylinder should be a separate line.

<sup>3</sup> Master Keyed cylinders can be specified and will be shipped in lock packaging. For Master Keying System Summary form which should accompany the master keyed order, see page 293.

**8. Select Handing (Field Reversible)**

|            |                      |            |
|------------|----------------------|------------|
| <b>RHR</b> | Right Handed Reverse | <b>N/C</b> |
| <b>LHR</b> | Left Handed Reverse  | <b>N/C</b> |

**9. - 10. No Selection Required**

**11. Select Door Thickness**

|                    |  |                 |
|--------------------|--|-----------------|
| <b>134</b>         | 1-3/4"   | <b>STANDARD</b> |
| <b>Example 200</b> | 1-3/4" to 2-3/4", (Specify in 1/8" increments) | <b>\$60.70</b>  |

**CO-Series Exit Trim**

The CO-100 Exit Trim comes with a universal mounting plate and is compatible with the following exit devices:

**Von Duprin 98/99, 98/99XP**

Rim, Concealed Vertical Rod (metal door only), Concealed Vertical Cable (metal door only), Surface Vertical Rod, Mortise.

**Von Duprin 22/22F**

Rim, Surface Vertical Rod

**Falcon 25 - Rim**

**Sargent 80 Series** (Narrow design & reversible rim exits not compatible) - Rim

**Corbin Russwin 5000 Series - Rim**

**Yale 7000 - Rim**

**Dorma 9300 - Rim**

**Precision 21 - Rim** (2100 converts to 21 with Precision's BP21 kit)

Accessories available, see pages 210-211.

Accessories include Decorative Plates, Handheld Device, etc.

Credentials available, see pages 26-31.

## CO-Series Accessories



| Product ID  | Product Description              | Product Specification   | Price             |
|---|----------------------------------|---|-------------------|
| <b>Handheld Device</b>                                      |                                  |   |                   |
| <b>HHD KIT-USB</b>  | Handheld Device Kit              | Includes Handheld Device pre-loaded with SUS Application, and HHD-USB Cable.  | <b>\$1,332.00</b> |
| <b>HH-USB</b>   | USB Replacement Cable            | Used to initialize, manage, and test AD and CO Series devices<br>Used to connect Handheld Device to USB locks and accessories.  | <b>\$59.70</b>    |
| <b>Handheld Device Accessories (Legacy Product Support)</b> |                                  |   |                   |
| <b>HH-2PIN SERIAL</b>                                       | Serial Cable                     | Used to connect current model HHD (BM170) directly to legacy serial products without the need of a CIP                          | <b>\$148.00</b>   |
| <b>HH-SERIAL</b>  | Serial Cable*                    | Used to connect previous model HHD (BM150) with CIP to program serial products.   | <b>\$133.00</b>   |
| <b>PIMWA-CV</b>   | Null Converter                   | Used to connect Handheld Device to WA Series PIM, using HH-SERIAL Serial Cable. (compatible to current and previous model HHDs) | <b>\$26.70</b>    |
| <b>P512112</b>  | Computer Interface Module (CIP)* | Used to program serial products using HH-SERIAL Serial Cable.   | <b>\$341.00</b>   |
| <b>P101203</b>  | CIP with iButton Reader*         | Used to program serial products using HH-SERIAL Serial Cable.   | <b>\$361.00</b>   |

\* Not compatible to current HHD (BM170)

### Reader Module Accessories

|               |                                |  |                     |
|---------------|--------------------------------|--|---------------------|
| <b>510310</b> | Magnetic Stripe Cleaning Cards |  | <b>See page 230</b> |
|---------------|--------------------------------|--|---------------------|

### Battery Holder & Cover Kit - (Select by Chassis Type) - (Please specify FINISH - Example: 4B-CM-626)

|                         |  |  |                     |
|-------------------------|--|--|---------------------|
| <b>Cylindrical</b>      |  |  |                     |
| <b>4B-CM (23599202)</b> | Battery Holder Kit (Includes 4AA Battery Holder with Cable, 4AA Battery Strap, (2) Battery Strap Screws, 4AA Battery Cover, Cover Screw, Torx Cover Screw) |  | <b>See page 242</b> |
| <b>Mortise</b>          |  |  |                     |
| <b>4B-CM (23599202)</b> | Battery Holder Kit (Includes 4AA Battery Holder with Cable, 4AA Battery Strap, (2) Battery Strap Screws, 4AA Battery Cover, Cover Screw, Torx Cover Screw) |  | <b>See page 242</b> |
| <b>Exit</b>             |  |  |                     |
| <b>4B-E (23599285)</b>  | Battery Holder Kit (Includes 4AA Battery Holder with Cable, 4AA Battery Strap, (2) Battery Strap Screws, 4AA Battery Cover, Cover Screw, Torx Cover Screw) |  | <b>See page 242</b> |

### Decorative Plate - (Select by Size) - (Please specify FINISH - Example: 23760283-626)

|                  |  |  |                     |
|------------------|--|--|---------------------|
| <b>23631823</b>  | 1.5" x 3.25" x .105" Decorative Plate (with Screws) - (Exit Trim)          |  | <b>See page 241</b> |
| <b>23760267</b>  | 1.7" x 3.5" x .075" Decorative Plate (with Screws)                         |  | <b>See page 241</b> |
| <b>23760283</b>  | 3.2" x 3.5" x .075" Decorative Plate (with Screws)                         |  | <b>See page 241</b> |
| <b>23760317</b>  | 6.0" x 3.5" x .075" Decorative Plate (with Screws)                         |  | <b>See page 241</b> |
| <b>23760325</b>  | 6.6" x 3.5" x .075" Decorative Plate (with Screws)                         |  | <b>See page 241</b> |
| <b>23760309</b>  | 8.0" x 3.5" x .075" Decorative Plate (with Screws)                         |  | <b>See page 241</b> |
| <b>23760291</b>  | 8.0" x 3.5" x .075" Decorative Plate (with Screws and Welded Standoff)     |  | <b>See page 241</b> |
| <b>23760259*</b> | 10.5" x 3.5" x .075" Decorative Plate (no Screws necessary) - (Under Lock) |  | <b>See page 241</b> |
| <b>23760275*</b> | 12.0" x 3.5" x .075" Decorative Plate (no Screws necessary) - (Under Lock) |  | <b>See page 241</b> |

\*Please consider overall Door Thickness when ordering

**Note:** Single Decorative Plate. Interior and Exterior Decorative Plates may be required.

**Note:** Decorative Plates may have multiple applications. Please refer to AD-Series Retrofit Template Overlay guide at [www.schlage.com/support](http://www.schlage.com/support) for more information

Available Finishes: 626 Satin Chrome Standard. Please consult Customer Care for 605 Bright Brass or 643E Aged Bronze.

### Shim Plates

|                 |                     |  |                     |
|-----------------|---------------------|--|---------------------|
| <b>23599368</b> | Interior Shim Plate |  | <b>See page 242</b> |
| <b>23458599</b> | Exterior Shim Plate |  | <b>See page 242</b> |

**Note:** Device is 0.063" thick

### Wood Mounts

|                 |                                       |  |                 |
|-----------------|---------------------------------------|--|-----------------|
| <b>23740277</b> | CO-Series Cylindrical Mount           |  | <b>\$213.00</b> |
| <b>23740285</b> | CO-Series Mortise Mount               |  | <b>\$247.00</b> |
| <b>23740269</b> | AD-Series & CO Series Exit Trim Mount |  | <b>\$338.00</b> |

Pricing/product description subject to change without notice.

| Product ID                | Product Description  | Price      |
|---------------------------|--|------------|
| <b>Installation Tools</b> |  |            |
| 40-286                    | Universal Clamp  | \$512.00   |
| 40-289                    | CO Series mortise lock installation template                           | \$1,068.00 |
| 40-291                    | Universal mortise door position switch (DPS) installation template     | \$146.00   |
| 40-290                    | CO Series cylindrical lock installation template                       | \$1,068.00 |
| 40-292                    | Universal cylindrical door position switch (DPS) installation template | \$153.00   |

**Note:** The universal clamp above is necessary when using the remaining products to ensure hole placement accuracy. The "Universal" (Clamp & DPS) products are for use in all CO, AD and LE product installations.

### CO-200 Standalone Accessories

#### Express Level Software Package

|            |                               |   |          |
|------------|-------------------------------|---|----------|
| SXPR-SFT-1 | Express Offline Lock Software | Recommended for offline locks of fewer than 1000 users and/or 100 access points. Reporting of last 1000 events capability will retrieve audit trails. Must be installed on a computer that meets the minimum requirements (refer to software datasheet) | \$493.00 |
|------------|-------------------------------|---|----------|

**Note:** Refer to Software Levels Datasheet for features and details

#### Express Level Software Package Accessories

|            |  |  |          |
|------------|--|--|----------|
| P512112    | Express Computer Interface Module                | Used to program legacy CM/CL/KC products, using HH-SERIAL Serial Cable | \$341.00 |
| P101203    | Express Computer Interface Module (with iButton) | Used to connect PC/laptop to access device                             | \$361.00 |
| P394548    | Express Female to Female Serial Cable            | Used to connect P101203 Computer Interface Module to PC/laptop         | \$66.80  |
| SDB9USBCBL | Express Male DB9 to USB 6" Cable Adapter         | Used to connect a USB Port device to a Serial Port device              | \$107.00 |
| CRM2       | Express Magnetic Stripe Enrollment Reader        |  | \$730.00 |
| CRP2       | Express Proximity Enrollment Reader              |  | \$589.00 |

#### Express Installation & Training

|              |                                 |  |          |
|--------------|---------------------------------|--|----------|
| SCH-EXP-INST | Express Installation & Training | Includes software installation and training. Provided by Allegion Security & Safety Consultant remotely from factory. (No discounts apply) | \$441.00 |
|--------------|---------------------------------|--|----------|

### CO-220 Classroom Lockdown Accessories

|          |                     |                                    |          |
|----------|---------------------|------------------------------------|----------|
| 24744856 | Remote lockdown fob | Can be paired with up to ten locks | \$145.00 |
|----------|---------------------|------------------------------------|----------|

### CO-250 Standalone Accessories

|              |                                     |   |            |
|--------------|-------------------------------------|---|------------|
| CL-ENCODER-2 | Campus Lock Magnetic Stripe Encoder | ISO compatible high/low coercivity with female/male serial cable. | \$4,570.00 |
|--------------|-------------------------------------|---|------------|

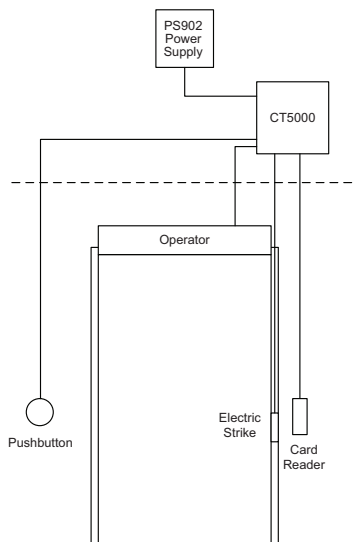
# CT5000

The CT5000 is an indoor, offline single opening controller. It is flexible and works with various card reader technologies. With the correct power supply, the CT5000 controller works with various types of locking hardware, including electric strikes, electro-magnetic locks, or EL exit devices.

If networked functionality is required in the future, the CT5000 can be upgraded to a WRI-400 by upgrading the firmware and adding one incremental piece of hardware. This provides greater adaptability in the field.

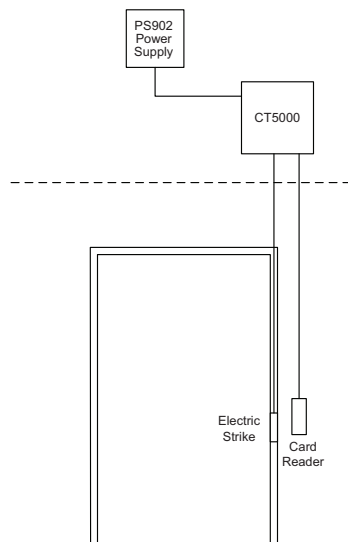
### Perimeter Door Application

The CT5000 can be used for perimeter door applications with an automatic operator, electric strike and card reader



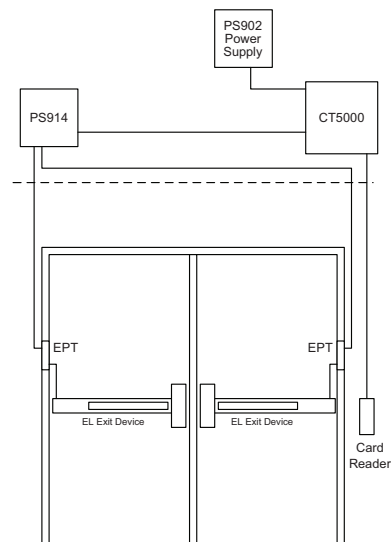
### Narrow Stile Application

For narrow stile applications the CT5000 can be used with an electric strike and card reader



### Panic Device Application

The CT5000 and a card reader along with the Von Duprin 914 Power Supply can control two EL exit devices for double door applications



**Note:** All hardware shown above including exit devices, electric strikes, auto operators, power supplies, push buttons, etc. are sold separately.

## Certifications

- UL 294
- Canada UL
- FCC Part 15
- Canada RSS – 210
- RoHS

**Features**

- Supports up to 5000 users and audits
- Comes standard with 15 foot USB remote cable connector
- Programmed using Schlage Handheld Device (HHD) via USB connection
- Power is hardwired
- Three form C relay outputs (for strike, auxiliary, and alarm)
- Supports Request to exit (remote release) and Door Position Switch input.
- Card functions supported: normal, toggle, freeze, pass through, construction, lock down, and all card plus PIN applications
- Multiple reader technologies and positions on both sides of the gate/ door
- Internal LED visual indicators (Including low battery and state of the relay)
- Compatible with Schlage Express

**Credential Compatibility**

- Magnetic stripe: field configurable track 1, 2, or 3
- Compatible with Schlage, Xceed ID™, AWID®, HID®, GE/CASI ProxLite®
- 125 kHz Proximity cards: 26a, 34x, 35x, 37x bit formats (reader dependant)
- 13.56 MHz Smart card: 26a, 34x, 35x, 37x, 40x, 48x bit format (reader dependant)
- Can read card serial number of Mifare DESfire (reader dependant)

**The following readers are UL294 listed for use with the CT5000:**

- Essex Electronics model KTP-162
- Mercury Security models MR-5 and MR-20
- XceedID models PR10, MT11, MT15, MTK15, SM10

|                 |  |                     |
|-----------------|--|---------------------|
| <b>CT5000</b>   | Offline Controller (15 ft. USB cable standard) | <b>\$1,082.00</b>   |
| <b>PS-902</b>   | 2 amp Power Supply (Required)                  | <b>See page 256</b> |
| <b>HHD-Kit</b>  | Schlage Handheld Programming Device (Required) | <b>See page 210</b> |
| <b>23745565</b> | 125 ft. USB cable for CT5000 (Optional)        | <b>\$146.00</b>     |



| <b>AD-SERIES PARTS - TABLE OF CONTENTS</b> |            |
|--|------------|
| <b>READER MODULE SCREWS</b>                | <b>216</b> |
| <b>INTERIOR ESCUTCHEON</b>                 | <b>216</b> |
| <b>EXTERIOR ESCUTCHEON</b>                 | <b>216</b> |
| <b>EXTERIOR GASKET KIT</b>                 | <b>216</b> |
| <b>BASE PLATE SUB ASSEMBLY</b>             | <b>217</b> |
| <b>MOUNTING HARDWARE</b>                   | <b>217</b> |
| <b>EXTERIOR SPRING CAGE</b>                | <b>218</b> |
| <b>TAILPIECE</b>                           | <b>219</b> |
| <b>CYLINDER</b>                            | <b>221</b> |
| <b>LEVER</b>                               | <b>221</b> |
| <b>LOCK RETRACTOR</b>                      | <b>224</b> |
| <b>STRIKE PLATE</b>                        | <b>224</b> |
| <b>DOOR THICKNESS KIT</b>                  | <b>225</b> |
| <b>MISCELLANEOUS</b>                       | <b>226</b> |

**CONTACT INFORMATION FOR AD-SERIES PARTS**

Payment Address: Schlage Electronic Security  
 15934 Collections Center Drive  
 Chicago, IL 60693

| <b>877-671-7011</b>   |   |
|---|---|
| <b>Customer Service:</b>  | <b>Technical Support:</b>   |
| Order Status, Credit Returns of Non-Defective Products, General Sales Questions | Technical Questions/Issues, Returns of Defective Products, Repairs                |
| Email Orders To:<br>Order_Entry_Schlage_Commercial@allegion.com                 | Contact For Technical Assistance:<br>Electronic_Lock_TechProdSupport@allegion.com |

*For AD-Series Parts Warranty Information please see page 13.*

**Pricing/product description subject to change without notice.**

**Reader Module - (Please specify FINISH - Example: KP-626)**

| New Part Number | Original Part Number | Description   | List Price   |
|-----------------|----------------------|---|--------------|
|                 | KP                   | Keypad Only Reader Module   | See page 166 |
|                 | MG                   | Magnetic Stripe (Insert) Reader Module - (Track 1, 2, or 3)                               | See page 166 |
|                 | MGK                  | Magnetic Stripe (Insert) with Keypad Reader Module - (Track 1, 2, or 3)                   | See page 166 |
|                 | MS                   | Magnetic Stripe (Swipe) Reader Module - (Track 1, 2, or 3)                                | See page 166 |
|                 | MSK                  | Magnetic Stripe (Swipe) with Keypad Reader Module - (Track 1, 2, or 3)                    | See page 166 |
|                 | MT                   | Multi-Technology Reader Module - (125 kHz Proximity and 13.56 MHz Smart)                  | See page 166 |
|                 | MTK                  | Multi-Technology with Keypad Reader Module - (125 kHz Proximity and 13.56 MHz Smart)      | See page 166 |
|                 | SI                   | Smart Technology iClass Compatible Reader   | See page 166 |
|                 | SIK                  | Smart Technology iClass Compatible Reader + Keypad  | See page 166 |
|                 | FMK                  | FIPS Multi-Technology with Keypad Reader Module - (125 kHz Proximity and 13.56 MHz Smart) | See page 166 |
|                 | DT                   | Dummy Trim Reader Cover   | See page 166 |

**Reader Module Screws - (Please specify DOOR THICKNESS - Example: 46928511-138 for 1-3/8")**

|          |   |         |
|----------|---|---------|
| 46928511 | Screws, Reader Module Assembly - (1-3/8", 1-1/2", 1-5/8", 1-3/4", 1-7/8", 2", 2-1/8", 2-1/4", 2-3/8", 2-1/2", 2-5/8", and 2-3/4") | \$10.30 |
|----------|---|---------|

**Magnetic Swipe Cleaning Cards**

|        |                                |         |
|--------|--------------------------------|---------|
| 510310 | Magnetic Stripe Cleaning Cards | \$39.70 |
|--------|--------------------------------|---------|

**Interior Escutcheon - (Select by Chassis Type) - (Please specify FINISH - Example: 46929014-626)**

| Cylindrical      |   |         |
|------------------|---|---------|
| 46929014         | Interior Escutcheon (with Baseplate Screws) | \$76.80 |
| Mortise          |   |         |
| 46929014         | Interior Escutcheon (with Baseplate Screws) | \$76.80 |
| Mortise Deadbolt |   |         |
| 46929022         | Interior Escutcheon (with Baseplate Screws) | \$76.80 |
| Exit             |   |         |
| 46929279         | Interior Escutcheon (with Baseplate Screws) | \$59.80 |

**Interior Baseplate Gasket**

|          |                           |         |
|----------|---------------------------|---------|
| 46928982 | Interior Baseplate Gasket | \$34.40 |
|----------|---------------------------|---------|

**USB Cover Plug, 10-Piece Bulk Pack**

|          |          |   |         |
|----------|----------|---|---------|
| 46928719 | 46928719 | USB Cover Plug (10-Piece Bulk Pack)       | \$25.60 |
| 47258550 | New      | USB Cover Plug, Exit (10-Piece Bulk Pack) | \$25.60 |
| 47253409 | New      | Cable, USB, AD/CO, Exit                   | \$22.60 |

**Exterior Escutcheon - (Select by Chassis Type) - (Please specify FINISH - Example: 46928743-626)**

| Cylindrical |                      |   |          |
|-------------|----------------------|---|----------|
| 46928743    | 46928743             | Exterior Escutcheon (with Baseplate Screws) | \$127.00 |
| Mortise     |                      |   |          |
| 46928743    | 46928750<br>46928743 | Exterior Escutcheon (with Baseplate Screws) | \$127.00 |
| Exit        |                      |   |          |
| 47258398    | 46928750<br>46928743 | Exterior Escutcheon (with Baseplate Screws) | \$127.00 |

**Exterior Escutcheon, 10-Piece Bulk Pack - (Select by Chassis Type) - (Please specify FINISH - Example: 23608532-626)**

| Cylindrical |                      |   |          |
|-------------|----------------------|---|----------|
| 23608532    | 23608532             | Exterior Escutcheon (with Baseplate Screws) | \$645.00 |
| Mortise     |                      |   |          |
| 23608532    | 23608540<br>23608532 | Exterior Escutcheon (with Baseplate Screws) | \$645.00 |
| Exit        |                      |   |          |
| 47260731    | 23608540<br>23608532 | Exterior Escutcheon (with Baseplate Screws) | \$645.00 |

**Exterior Gasket Kit - (Select by Chassis Type)**

| Cylindrical |          |   |         |
|-------------|----------|---|---------|
| 47260740    | 46929154 | Exterior Gasket Kit (Includes Exterior Baseplate Gasket, Spindle Cover Seal, Reader O-Ring) | \$51.50 |
| Mortise     |          |   |         |
| 47260740    | 46929162 | Exterior Gasket Kit (Includes Exterior Baseplate Gasket, Spindle Cover Seal, Reader O-Ring) | \$51.50 |
| Exit        |          |   |         |
| 47260741    | 46929162 | Exterior Gasket Kit (Includes Exterior Baseplate Gasket, Spindle Cover Seal, Reader O-Ring) | \$51.50 |

Pricing/product description subject to change without notice.



| New Part Number   | Original Part Number | Description   | List Price      |
|---|----------------------|---|-----------------|
| <b>Interior Baseplate Sub-Assembly - (Select by Chassis Type) - (Please specify CLASS - Example: 46928990-200)</b>          |                      |   |                 |
| <b>Cylindrical</b>  |                      |   |                 |
| 47261347  | 46928990             | Interior Baseplate Sub-Assembly - (Less Lever, Less Escutcheon, Less Spring Cage)   | <b>\$939.00</b> |
| <b>Mortise</b>  |                      |   |                 |
| 47261347  | 46928990             | Interior Baseplate Sub-Assembly - (Less Lever, Less Escutcheon, Less Spring Cage)   | <b>\$939.00</b> |
| <b>Exit</b>   |                      |   |                 |
| 46929253  | 46929253             | Interior Baseplate Sub-Assembly - (Less Escutcheon, Less Battery Cover, Less Communication Module Cover)                          | <b>\$682.00</b> |
| <b>Exterior Baseplate Sub-Assembly - (Select by Chassis Type) - (Please specify CYLINDER DETAIL - Example: 46928529-LD)</b> |                      |   |                 |
| <b>Cylindrical</b>  |                      |   |                 |
| 47260732  | 46928529             | Exterior Baseplate Sub-Assembly - (Less Lever, Less Cylinder, Less Escutcheon)  | <b>\$793.00</b> |
| <b>Mortise</b>  |                      |   |                 |
| 47260738  | 46928537             | Exterior Baseplate Sub-Assembly - (Less Lever, Less Cylinder, Less Escutcheon)  | <b>\$830.00</b> |
| <b>Exit</b>   |                      |   |                 |
| 47260739  | 46928545             | Exterior Baseplate Sub-Assembly - (Less Lever, Less Cylinder, Less Escutcheon)  | <b>\$793.00</b> |
| <b>Interior Baseplate Spacer for SVR</b>  |                      |   |                 |
| <b>Exit</b>   |                      |   |                 |
|   | 46929238             | Interior Baseplate Spacer for SVR (with Baseplate Mounting Screws, Surface Mount Screws)  | <b>\$47.80</b>  |
| <b>Interior Wireless Cover Spacer for SVR</b>   |                      |   |                 |
| <b>Exit</b>   |                      |   |                 |
|   | 46929246             | Interior Wireless Cover Spacer for SVR (with Surface Mount Screw)   | <b>\$34.40</b>  |
| <b>Interior Mounting Plate</b>  |                      |   |                 |
|   | 46929030             | Interior Mounting Plate (with Screws)   | <b>\$51.50</b>  |
| <b>Exit Device Mounting Plate - (Please specify FINISH - Example: 46929220-626)</b>   |                      |   |                 |
| <b>Exit</b>   |                      |   |                 |
| <b>Obsolete</b>   | 46929220             | Exit Device Mounting Plate (with (2) Baseplate Mounting Screws)   | <b>\$76.80</b>  |
| <b>Exit Device Mounting Hardware Kit -</b>  |                      |   |                 |
| <b>(Please specify Device Type (993R, 993S or 993M), DOOR THICKNESS, FINISH - Example: 46929287-993M-626-134)</b>           |                      |   |                 |
| <b>Exit</b>   |                      |   |                 |
| 47260744  | 46929287             | Exit Device Mounting Hardware Kit (Upper Mounting Bolts, Lower Mounting Sex-Bolts, Reader Mounting Bolts, Finish Washers, Screws) | <b>\$85.70</b>  |
| <b>Interior Spring Cage</b>   |                      |   |                 |
| 47260743  | 46929006             | Interior Spring Cage (with Screws)  | <b>\$57.80</b>  |

Pricing/product description subject to change without notice.

**Exterior Spring Cage (with Screws) - (Select by Chassis Type, Cylinder OEM, Cylinder Type, Cylinder Detail)**

| Cylindrical     |                      |   |            |
|-----------------|----------------------|---|------------|
| New Part Number | Original Part Number | Description   | List Price |
| 47258543        | 46928552             | Schlage, KIL, PD/LD   | \$71.90    |
|                 | 46928552             | Schlage, FSIC, RD/JD  |            |
|                 | 46928560             | Schlage, SFIC, GD/BD  |            |
|                 | 23845969             | Falcon, KIL, LD FA7 (7-PIN)   |            |
|                 | 46928586             | Corbin Russwin, FSIC, JD CO6 (6-PIN)  |            |
|                 | 23990674             | Corbin Russwin, FSIC, JD CO7 (7-PIN)  |            |
|                 | 46928578             | Sargent, KIL, LD SAR (6-PIN)  |            |
|                 | 46928586             | Sargent, FSIC, JD SAR (6-PIN)   |            |
| 47258544        | 24281735             | Medeco, FSIC, JD MED (6-PIN)  | \$343.00   |
|                 | 46928644             | Yale, FSIC, JD YA6 (6-PIN)  |            |
|                 | 24281768             | Yale, FSIC, JD YA7 (7-PIN)  |            |
| Mortise         |                      |   |            |
| 47258543        | 46928602             | Schlage, KIL, PD/LD   | \$71.90    |
|                 | 46928610             | Schlage, FSIC, RD/JD  |            |
|                 | 46928560             | Schlage, SFIC, GD/BD  |            |
|                 | 23845977             | Falcon, KIL, LD FA7 (7-PIN)   |            |
|                 | 46928636             | Corbin Russwin, FSIC, JD CO6 (6-PIN)  |            |
|                 | 23988033             | Corbin Russwin, FSIC, JD CO7 (7-PIN)  |            |
|                 | 46928628             | Sargent, KIL, LD SAR (6-PIN)  |            |
|                 | 46928636             | Sargent, FSIC, JD SAR (6-PIN)   |            |
| 47258544        | 24281735             | Medeco, FSIC, JD MED (6-PIN)  | \$343.00   |
|                 | 46928644             | Yale, FSIC, JD YA6 (6-PIN)  |            |
|                 | 24281768             | Yale, FSIC, JD YA7 (7-PIN)  |            |
| Exit            |                      |   |            |
| 47258545        | 46928651             | Schlage, KIL, PD/LD (Steel Levers)  | \$175.00   |
|                 | 46928553             | Schlage, FSIC, RD/JD (Steel Levers)   |            |
|                 | 46928669             | Schlage, SFIC, GD/BD (Zinc Levers)  |            |
|                 | 23779838             | Falcon, KIL, LD FA7 (7-PIN) (Steel Levers) - (Except ATH, 8AT Lever Style)          |            |
|                 | 46928693             | Corbin Russwin, FSIC, JD CO6 (6-PIN) (Steel Levers)                                 |            |
|                 | 23988017             | Corbin Russwin, FSIC, JD CO7 (7-PIN) (Steel Levers) - (Except ATH, 8AT Lever Style) |            |
|                 | 46928677             | Sargent, KIL, LD SAR (6-PIN) (Steel Levers)   |            |
|                 | 46928685             | Sargent, FSIC, JD SAR (6-PIN) (Steel Levers)  |            |
| 47258546        | 24289902             | Medeco, FSIC, JD MED (6-PIN)  | \$345.00   |
|                 | 46928701             | Yale, FSIC, JD YA6 (6-PIN) (Steel Levers)   |            |
|                 | 24289928             | Yale, FSIC, JD YA7 (7-PIN)  |            |

**Exterior Spring Cage & Tailpiece Kit (for Schlage), 10-Piece Bulk Pack - (Select by Chassis, Cylinder OEM, Cylinder Type, Cylinder Detail)**

| Cylindrical |          |                      |            |
|-------------|----------|----------------------|------------|
| 47259238    | 23593270 | Schlage, KIL, PD/LD  | \$712.00   |
| 47259239    | 23593288 | Schlage, FSIC, RD/JD | \$712.00   |
| 47259240    | 23593304 | Schlage, SFIC, GD/BD | \$712.00   |
| Mortise     |          |                      |            |
| 47259238    | 23593346 | Schlage, KIL, PD/LD  | \$712.00   |
| 47259239    | 23593353 | Schlage, FSIC, RD/JD | \$712.00   |
| 47259240    | 23593304 | Schlage, SFIC, GD/BD | \$712.00   |
| Exit        |          |                      |            |
| 47259249    | 23593271 | Schlage, KIL, PD/LD  | \$1,584.00 |
| 47259250    | 23593272 | Schlage, FSIC, RD/JD | \$2,366.00 |
| 47259248    | 23593437 | Schlage, SFIC, GD/BD | \$1,270.00 |
|             | 23593510 |                      |            |

Pricing/product description subject to change without notice.

**Exterior Spring Cage & Tailpiece Kit (for Non-Schlage), Single Piece -  
(Select by Chassis Type, Cylinder OEM, Cylinder Type, Cylinder Detail)**

| <b>Cylindrical</b>     |                             |   |                   |
|------------------------|-----------------------------|---|-------------------|
| <b>New Part Number</b> | <b>Original Part Number</b> | <b>Description</b>  | <b>List Price</b> |
| 47259244               | 23845985                    | Falcon, KIL, LD FA7 (7-PIN)   | \$85.90           |
| 47259242               | 23593320                    | Corbin Russwin, FSIC, JD CO6 (6-PIN)                                  | \$373.00          |
|                        | 23990666                    | Corbin Russwin, FSIC, JD CO7 (7-PIN)                                  |                   |
| 47259241               | 23593312                    | Sargent, KIL, LD SAR (6-PIN)  | \$348.00          |
| 47259242               | 23593320                    | Sargent, FSIC, JD SAR (6-PIN)   | \$373.00          |
| 47259245               | 24281792                    | Medeco, FSIC, JD MED (6-PIN)  | \$392.00          |
| 47259243               | 23593395                    | Yale, FSIC, JD YA6 (6-PIN)  | \$392.00          |
| 47259246               | 24281826                    | Yale, FSIC, JD YA7 (7-PIN)  | \$343.00          |
| <b>Mortise</b>         |                             |   |                   |
| 47259244               | 23845923                    | Falcon, KIL, LD FA7 (7-PIN)   | \$85.90           |
| 47259242               | 23593387                    | Corbin Russwin, FSIC, JD CO6 (6-PIN)                                  | \$373.00          |
|                        | 23988041                    | Corbin Russwin, FSIC, JD CO7 (7-PIN)                                  |                   |
| 47259241               | 23593379                    | Sargent, KIL, LD SAR (6-PIN)  | \$348.00          |
| 47259242               | 23593387                    | Sargent, FSIC, JD SAR (6-PIN)   | \$373.00          |
| 47259245               | 24281792                    | Medeco, FSIC, JD MED (6-PIN)  | \$392.00          |
| 47259243               | 23593395                    | Yale, FSIC, JD YA6 (6-PIN)  | \$392.00          |
| 47259246               | 24281826                    | Yale, FSIC, JD YA7 (7-PIN)  | \$343.00          |
| <b>Exit</b>            |                             |   |                   |
| 47259254               | 23810872                    | Falcon, KIL, LD FA7 (7-PIN)   | \$90.70           |
| 47259252               | 23593274                    | Corbin Russwin, FSIC, JD CO6 (6-PIN)                                  | \$373.00          |
|                        | 23988025                    | Corbin Russwin, FSIC, JD CO7 (7-PIN) - (Except ATH, BAT Lever Styles) |                   |
| 47259251               | 23593273                    | Sargent, KIL, LD SAR (6-PIN)  | \$348.00          |
| 47259252               | 23593274                    | Sargent, FSIC, JD SAR (6-PIN)   | \$373.00          |
| 47259255               | 24289936                    | Medeco, FSIC, JD MED (6-PIN)  | \$379.00          |
| 47259253               | 23593275                    | Yale, FSIC, JD YA6 (6-PIN)  | \$379.00          |
| 47259257               | 24289944                    | Yale, FSIC, JD YA7 (7-PIN)  | \$324.00          |

**Tailpiece (For Cylinder) - (Select by Chassis Type, Cylinder OEM, Cylinder Type, Cylinder Detail)**

| <b>Cylindrical</b>     |                             |  |                   |
|------------------------|-----------------------------|--|-------------------|
| <b>New Part Number</b> | <b>Original Part Number</b> | <b>Description</b>   | <b>List Price</b> |
| 47258186               | C604-243                    | Schlage, KIL, PD/LD - (Everest/Primus/Modular Cylinders)     | \$2.00*           |
|                        | C603-524                    | Schlage, KIL, PD/LD - (Classic Cylinders)                    |                   |
| 23446339               | 23446339                    | Schlage, FSIC, JD/RD/TD                                      | \$5.70            |
| 47258182               | 23779820                    | Falcon, KIL, LD FA7 (7-PIN)                                  | \$24.80           |
| 47258187               | 46929456                    | Universal, SFIC, BD/BDC                                      | \$16.10           |
| 47258180               | 23433634                    | Corbin Russwin, FSIC, JD CO6 (6-PIN)                         | \$38.20           |
|                        | 23854516                    | Corbin Russwin, FSIC, JD CO7 (7-PIN)                         |                   |
| 47258179               | 23433626                    | Sargent, KIL, LD SAR (6-PIN) - (Compatible with 10L and 11L) | \$5.90            |
| 47258180               | 23433634                    | Sargent, FSIC, JD SAR (6-PIN)                                | \$38.20           |
| 47258183               | 23810898                    | Medeco, FSIC, JD MED (6-PIN)                                 | \$89.30           |
| 47258181               | 23760366                    | Yale, FSIC, JD YA6 (6-PIN) - (Compatible with Medeco 31)     | \$48.80           |
| 47258184               | 23929722                    | Yale, FSIC, JD YA7 (7-PIN)                                   | \$33.00           |
| 23446347               | 23446347                    | Universal, SFIC, GD/HD                                       | \$14.10           |
| 47258185               | new                         | Corbin Russwin, KIL LD CO6                                   | \$15.00           |
| <b>Mortise</b>         |                             |  |                   |
| 47258186               | 23538077                    | Schlage, KIL, PD/LD - (Everest/Primus/Modular Cylinders)     | \$2.00*           |
|                        | 23538085                    | Schlage, KIL, PD/LD - (Classic Cylinders)                    |                   |
| 23446339               | 23446339                    | Schlage, FSIC, JD/RD/TD                                      | \$5.70            |
| 47258182               | 23779820                    | Falcon, KIL, LD FA7 (7-PIN)                                  | \$24.80           |
| 47258187               | 46929456                    | Universal, SFIC, BD/BDC                                      | \$16.10           |
| 47258180               | 23443435                    | Corbin Russwin, FSIC, JD CO6 (6-PIN)                         | \$38.20           |
|                        | 23854516                    | Corbin Russwin, FSIC, JD CO7 (7-PIN)                         |                   |
| 47258179               | 23443427                    | Sargent, KIL, LD SAR (6-PIN) - (Compatible with 10L and 11L) | \$5.90            |
| 47258180               | 23443435                    | Sargent, FSIC, JD SAR (6-PIN)                                | \$38.20           |
| 47258183               | 23810898                    | Medeco, FSIC, JD MED (6-PIN)                                 | \$89.30           |
| 47258181               | 23760366                    | Yale, FSIC, JD YA6 (6-PIN) - (Compatible with Medeco 31)     | \$48.80           |
| 47258184               | 23929722                    | Yale, FSIC, JD YA7 (7-PIN)                                   | \$33.00           |
| 23446347               | 23446347                    | <b>Universal, SFIC, GD/HD</b>                                | <b>\$14.10</b>    |
| 47258185               | new                         | <b>Corbin Russwin, KIL LD CO6</b>                            | <b>\$15.00</b>    |

\*This part is shared with Schlage mechanical and defaults to the Schlage mechanical discount.

Pricing/product description subject to change without notice.

**Tailpiece (for cylinder) - (Select by Chassis Type, Cylinder OEM, Cylinder Type, Cylinder Detail) (continued)**

| Exit            |                      |  |            |
|-----------------|----------------------|--|------------|
| New Part Number | Original Part Number | Description  | List Price |
| 47258186        | 23538077             | Schlage, KIL, PD/LD - (Everest/Primus/Modular Cylinders) | \$2.00*    |
|                 | 23538085             | Schlage, KIL, PD/LD - (Classic Cylinders)                |            |
| 23446339        | 23446339             | Schlage, FSIC, JD/RD/TD                                  | \$5.70     |
| 47258182        | 23779820             | Falcon, KIL, LD FA7 (7-PIN)                              | \$24.80    |
| 47258187        | 46929456             | Universal, SFIC, BD/ BDC                                 | \$16.10    |
| 23446347        | N523-091             | Universal, SFIC, GD/HD                                   | \$14.10    |
| 47258180        | 23443435             | Corbin Russwin, FSIC, JD CO6 (6-PIN)                     | \$38.20    |
|                 | 23854516             | Corbin Russwin, FSIC, JD CO7 (7-PIN)                     |            |
| 47258179        | 23443427             | Sargent, KIL, LD SAR (6-PIN)                             | \$5.90     |
| 47258180        | 23443435             | Sargent, FSIC, JD SAR (6-PIN)                            | \$38.20    |
| 47258183        | 23810898             | Medeco, FSIC, JD MED (6-PIN)                             | \$89.30    |
| 47258181        | 23760366             | Yale, FSIC, JD YA6 (6-PIN) - (Compatible with Medeco 31) | \$48.80    |
| 47258184        | 23929722             | Yale, FSIC, JD YA7 (7-PIN)                               | \$33.00    |
| 23446347        | 23446347             | Universal, SFIC, GD/HD                                   | \$16.10    |
| 47258187        | 09-774               | Universal, SFIC, BD/BDC                                  | \$16.10    |
| 47258185        | new                  | <b>Corbin Russwin, KIL LD CO6</b>                        | \$15.00    |

**Tailpiece Kit- (for Exterior Escutcheon into Exit Device)**

| Exit Trim |          |   |         |
|-----------|----------|---|---------|
|           | 46929303 | Tailpiece Kit (Includes Tailpiece, Tailpiece Guide, Pine Tree Clip) | \$20.50 |

**Tailpiece Kit, 10-Piece Bulk Pack - (Select by Chassis Type, Cylinder OEM, Cylinder Type, Cylinder Detail)**

| Cylindrical |          |  |         |
|-------------|----------|--|---------|
| 09-418      | 09-418   | Schlage, KIL, PD/LD - (Classic Cylinders)                | \$13.80 |
| 09-417      | 09-417   | Schlage, KIL, PD/LD - (Everest/Primus/Modular Cylinders) | \$13.80 |
| 23790611    | 23790611 | Falcon, KIL, PD/LD                                       | \$23.30 |
| Mortise     |          |  |         |
| 09-418      | 46928768 | Schlage, KIL, PD/LD - (Classic Cylinders)                | \$13.80 |
| 09-417      | 46928776 | Schlage, KIL, PD/LD - (Everest/Primus/Modular Cylinders) | \$13.80 |
| 23790611    | new      | <b>Falcon, KIL, PD/LD</b>                                | \$23.30 |
| Exit        |          |  |         |
| 09-418      | 46928768 | Schlage, KIL, PD/LD - (Classic Cylinders)                | \$13.80 |
| 09-417      | 46928776 | Schlage, KIL, PD/LD - (Everest/Primus/Modular Cylinders) | \$13.80 |
| 23790611    | new      | <b>Falcon, KIL, PD/LD</b>                                | \$23.30 |

**Cylinder - (Select by Chassis Type, Cylinder Mechanism, Cylinder Type, Cylinder Detail)**

| Cylindrical |           |  |          |
|-------------|-----------|--|----------|
|             | 23-013    | Classic, KIL, PD - (Only ATH, 8AT Lever Styles)                | \$65.00* |
|             | 23-030    | Classic, FSIC, RD (Open)                                       | \$74.00  |
|             | 23-030    | Classic, FSIC, RD (Restricted)                                 | \$92.00  |
|             | 20-750    | Primus, KIL, PD - (Only ATH, 8AT Lever Styles)                 | \$145.00 |
|             | 20-740    | Primus, FSIC, RD   | \$157.00 |
|             | 20-550    | Primus UL, KIL, PD - (Only ATH, 8AT Lever Styles)              | \$179.00 |
|             | 20-750-XP | Primus XP, KIL, PD - (Only ATH, 8AT Lever Styles)              | \$145.00 |
|             | 20-740-XP | Primus XP, FSIC, RD  | \$157.00 |
|             | 20-550-XP | Primus UL XP, KIL, PD - (Only ATH, 8AT Lever Styles)           | \$179.00 |
| Mortise     |           |  |          |
|             | 23-118    | Classic, KIL, PD - (Except ATH, 8AT Lever Styles) (Open)       | \$65.00* |
|             | 23-118    | Classic, KIL, PD - (Except ATH, 8AT Lever Styles) (Restricted) | \$83.00  |
|             | 23-030    | Classic, FSIC, RD (Open)                                       | \$74.00  |
|             | 20-854    | Primus, KIL, PD - (Except ATH, 8AT Lever Styles)               | \$145.00 |
|             | 20-740    | Primus, FSIC, RD   | \$157.00 |
|             | 20-554    | Primus UL, KIL, PD - (Except ATH, 8AT Lever Styles)            | \$179.00 |
|             | 20-854-XP | Primus XP, KIL, PD - (Except ATH, 8AT Lever Styles)            | \$145.00 |
|             | 20-740-XP | Primus XP, FSIC, RD  | \$145.00 |
|             | 20-554-XP | Primus UL XP, KIL, PD - (Except ATH, 8AT Lever Styles)         | \$179.00 |

\*This part is shared with Schlage mechanical and defaults to the Schlage mechanical discount.

**Cylinder - (Select by Chassis Type, Cylinder Mechanism, Cylinder Type, Cylinder Detail) (continued)**

| Exit            |                      |  |                 |
|-----------------|----------------------|--|-----------------|
| New Part Number | Original Part Number | Description  | List Price      |
|                 | <b>23-118</b>        | Classic, KIL, PD - (Except ATH, 8AT Lever Styles) (Open)       | <b>\$65.00*</b> |
|                 | <b>23-118</b>        | Classic, KIL, PD - (Except ATH, 8AT Lever Styles) (Restricted) | <b>\$83.00</b>  |
|                 | <b>23-013</b>        | Classic, KIL, PD - (Only ATH, 8AT Lever Styles)                | <b>\$65.00*</b> |
|                 | <b>23-030</b>        | Classic, FSIC, RD (Open)                                       | <b>\$74.00</b>  |
|                 | <b>23-030</b>        | Classic, FSIC, RD (Restricted)                                 | <b>\$92.00</b>  |
|                 | <b>20-854</b>        | Primus, KIL, PD - (Except ATH, 8AT Lever Styles)               | <b>\$145.00</b> |
|                 | <b>20-750</b>        | Primus, KIL, PD - (Only ATH, 8AT Lever Styles)                 | <b>\$145.00</b> |
|                 | <b>20-740</b>        | Primus, FSIC, RD   | <b>\$157.00</b> |
|                 | <b>20-554</b>        | Primus UL, KIL, PD - (Except ATH, 8AT Lever Styles)            | <b>\$179.00</b> |
|                 | <b>20-550</b>        | Primus UL, KIL, PD - (Only ATH, 8AT Lever Styles)              | <b>\$179.00</b> |
|                 | <b>20-854-XP</b>     | Primus XP, KIL, PD - (Except ATH, 8AT Lever Styles)            | <b>\$145.00</b> |
|                 | <b>20-750-XP</b>     | Primus XP, KIL, PD - (Only ATH, 8AT Lever Styles)              | <b>\$145.00</b> |
|                 | <b>20-740-XP</b>     | Primus XP, FSIC, RD  | <b>\$157.00</b> |
|                 | <b>20-554-XP</b>     | Primus UL XP, KIL, PD - (Except ATH, 8AT Lever Styles)         | <b>\$179.00</b> |
|                 | <b>20-550-XP</b>     | Primus UL XP, KIL, PD - (Only ATH, 8AT Lever Styles)           | <b>\$179.00</b> |

**Interior Lever (Closed) - (Please specify STYLE and FINISH - Example: 03-030-SPA-626)**

|               |               |   |                 |
|---------------|---------------|---|-----------------|
| <b>03-230</b> | <b>03-030</b> | Inside Lever, Closed - ATH, RHO, SPA, TLR | <b>\$140.00</b> |
|---------------|---------------|---|-----------------|

**Exterior Lever (Less Cylinder) - (Select by Chassis Type, Cylinder OEM, Cylinder Type, Cylinder Detail) - (Please specify STYLE and FINISH - Example: 03-031-SPA-626)**

| Cylindrical           |                       |                                      |                 |
|-----------------------|-----------------------|--------------------------------------|-----------------|
| <b>03-231</b>         | <b>03-031</b>         | Schlage, KIL, PD/LD                  | <b>\$140.00</b> |
| <b>03-232</b>         | <b>03-032</b>         | Schlage, FSIC, RD/JD                 | <b>\$140.00</b> |
| <b>03-200</b>         | <b>03-000</b>         | Schlage, SFIC, GD/BD                 | <b>\$140.00</b> |
| <b>03-280</b>         | <b>23779739 (RHO)</b> | Falcon, KIL, LD FA7 (7-PIN)          | <b>\$148.00</b> |
|                       | <b>23779762 (SPA)</b> |                                      |                 |
|                       | <b>23779747 (8RO)</b> |                                      |                 |
|                       | <b>23779770 (8SP)</b> |                                      |                 |
| <b>03-266</b>         | <b>03-066</b>         | Corbin Russwin, FSIC, JD CO6 (6-PIN) | <b>\$260.00</b> |
| <b>03-235</b>         | <b>23854524 (RHO)</b> | Corbin Russwin, FSIC, JD CO7 (7-PIN) | <b>\$260.00</b> |
|                       | <b>23854540 (SPA)</b> |                                      |                 |
|                       | <b>23854565 (TLR)</b> |                                      |                 |
|                       | <b>23854532 (8RO)</b> |                                      |                 |
|                       | <b>23854557 (8SP)</b> |                                      |                 |
| <b>23854573 (8TR)</b> |                       |                                      |                 |
| <b>03-244</b>         | <b>03-044</b>         | Sargent, KIL, LD SAR (6-PIN)         | <b>\$260.00</b> |
| <b>03-277</b>         | <b>03-077</b>         | Sargent, FSIC, JD SAR (6-PIN)        | <b>\$260.00</b> |
| <b>03-237</b>         | <b>09-388</b>         | Medeco, FSIC, JD MED (6-PIN)         | <b>\$260.00</b> |
| <b>03-255</b>         | <b>09-355</b>         | Yale, FSIC, JD YA6 (6-PIN)           | <b>\$260.00</b> |
| <b>03-236</b>         | <b>09-399</b>         | Yale, FSIC, JD YA7 (7-PIN)           | <b>\$260.00</b> |
| <b>03-234</b>         |                       | Corbin Russwin, KIL, LD CO6 (6-PIN)  | <b>\$260.00</b> |

**New Lever Options**

|                 |            |                                    |                 |
|-----------------|------------|------------------------------------|-----------------|
| <b>47258044</b> | <b>NEW</b> | BOARDWALK - Closed                 | <b>\$140.00</b> |
| <b>47258052</b> | <b>NEW</b> | BOARDWALK - JD                     | <b>\$140.00</b> |
| <b>47258048</b> | <b>NEW</b> | BOARDWALK - PD/LD                  | <b>\$140.00</b> |
| <b>47258040</b> | <b>NEW</b> | BOARDWALK - BDC/BD/GD/HD           | <b>\$140.00</b> |
| <b>47258043</b> | <b>NEW</b> | BROADWAY - Closed                  | <b>\$140.00</b> |
| <b>47258051</b> | <b>NEW</b> | BROADWAY - JD                      | <b>\$140.00</b> |
| <b>47258047</b> | <b>NEW</b> | BROADWAY - PD/LD                   | <b>\$140.00</b> |
| <b>47258039</b> | <b>NEW</b> | BROADWAY - BDC/BD/GD/HD            | <b>\$140.00</b> |
| <b>47258045</b> | <b>NEW</b> | LATITUDE - Closed                  | <b>\$140.00</b> |
| <b>47258053</b> | <b>NEW</b> | LATITUDE - JD                      | <b>\$140.00</b> |
| <b>47258049</b> | <b>NEW</b> | LATITUDE - PD/LD                   | <b>\$140.00</b> |
| <b>47258041</b> | <b>NEW</b> | LATITUDE - BDC/BD/GD/HD            | <b>\$140.00</b> |
| <b>47258046</b> | <b>NEW</b> | LONGITUDE - Closed                 | <b>\$140.00</b> |
| <b>47258054</b> | <b>NEW</b> | LONGITUDE - JD                     | <b>\$140.00</b> |
| <b>47258050</b> | <b>NEW</b> | LONGITUDE - PD/LD                  | <b>\$140.00</b> |
| <b>47258042</b> | <b>NEW</b> | LONGITUDE - BDC/BD/GD/HD           | <b>\$140.00</b> |
| <b>47260554</b> | <b>NEW</b> | BOARDWALK (TACTILE) - Closed       | <b>\$187.00</b> |
| <b>47260546</b> | <b>NEW</b> | BOARDWALK (TACTILE) - JD           | <b>\$187.00</b> |
| <b>47260550</b> | <b>NEW</b> | BOARDWALK (TACTILE) - PD/LD        | <b>\$187.00</b> |
| <b>47260538</b> | <b>NEW</b> | BOARDWALK (TACTILE) - BDC/BD/GD/HD | <b>\$187.00</b> |

Pricing/product description subject to change without notice.

**Exterior Lever (Less Cylinder)-**  
 (Select by Chassis Type, Cylinder OEM, Cylinder Type, Cylinder Detail) -  
 (Please specify STYLE and FINISH - Example: 03-031-SPA-626) (continued)

| New Part Number                      | Original Part Number | Description                          | List Price |
|--------------------------------------|----------------------|--------------------------------------|------------|
| <b>New Lever Options (continued)</b> |                      |                                      |            |
| 47260553                             | NEW                  | BROADWAY (TACTILE) - Closed          | \$187.00   |
| 47260545                             | NEW                  | BROADWAY (TACTILE) - JD              | \$187.00   |
| 47260549                             | NEW                  | BROADWAY (TACTILE) - PD/LD           | \$187.00   |
| 47260537                             | NEW                  | BROADWAY (TACTILE) - BDC/BD/GD/HD    | \$187.00   |
| 47260555                             | NEW                  | LATITUDE (TACTILE) - Closed          | \$187.00   |
| 47260547                             | NEW                  | LATITUDE (TACTILE) - JD              | \$187.00   |
| 47260551                             | NEW                  | LATITUDE (TACTILE) - PD/LD           | \$187.00   |
| 47260539                             | NEW                  | LATITUDE (TACTILE) - BDC/BD/GD/HD    | \$187.00   |
| 47260556                             | NEW                  | LONGITUDE (TACTILE) - Closed         | \$187.00   |
| 47260548                             | NEW                  | LONGITUDE (TACTILE) - JD             | \$187.00   |
| 47260552                             | NEW                  | LONGITUDE (TACTILE) - PD/LD          | \$187.00   |
| 47260540                             | NEW                  | LONGITUDE (TACTILE) - BDC/BD/GD/HD   | \$187.00   |
| <b>Mortise</b>                       |                      |                                      |            |
| 03-231                               | 09-331               | Schlage, KIL, PD/LD                  | \$140.00   |
| 03-232                               | 09-332               | Schlage, FSIC, RD/JD                 | \$140.00   |
| 03-200                               | 03-000               | Schlage, SFIC, GD/BD                 | \$140.00   |
| 03-280                               | 09-331               | Falcon, KIL, LD FA7 (7-PIN)          | \$148.00   |
| 03-266                               | 09-366               | Corbin Russwin, FSIC, JD CO6 (6-PIN) | \$260.00   |
| 03-235                               | 09-366               | Corbin Russwin, FSIC, JD CO7 (7-PIN) | \$260.00   |
| 03-244                               | 09-344               | Sargent, KIL, LD SAR (6-PIN)         | \$260.00   |
| 03-277                               | 09-377               | Sargent, FSIC, JD SAR (6-PIN)        | \$260.00   |
| 03-237                               | 09-388               | Medeco, FSIC, JD MED (6-PIN)         | \$260.00   |
| 03-255                               | 09-355               | Yale, FSIC, JD YA6 (6-PIN)           | \$260.00   |
| 03-236                               | 09-399               | Yale, FSIC, JD YA7 (7-PIN)           | \$260.00   |
| 03-234                               | NEW                  | Corbin Russwin, KIL, LD CO6 (6-PIN)  | \$260.00   |
| <b>New Lever Options</b>             |                      |                                      |            |
| 47258044                             | NEW                  | BOARDWALK - Closed                   | \$140.00   |
| 47258052                             | NEW                  | BOARDWALK - JD                       | \$140.00   |
| 47258048                             | NEW                  | BOARDWALK - PD/LD                    | \$140.00   |
| 47258040                             | NEW                  | BOARDWALK - BDC/BD/GD/HD             | \$140.00   |
| 47258043                             | NEW                  | BROADWAY - Closed                    | \$140.00   |
| 47258051                             | NEW                  | BROADWAY - JD                        | \$140.00   |
| 47258047                             | NEW                  | BROADWAY - PD/LD                     | \$140.00   |
| 47258039                             | NEW                  | BROADWAY - BDC/BD/GD/HD              | \$140.00   |
| 47258045                             | NEW                  | LATITUDE - Closed                    | \$140.00   |
| 47258053                             | NEW                  | LATITUDE - JD                        | \$140.00   |
| 47258049                             | NEW                  | LATITUDE - PD/LD                     | \$140.00   |
| 47258041                             | NEW                  | LATITUDE - BDC/BD/GD/HD              | \$140.00   |
| 47258046                             | NEW                  | LONGITUDE - Closed                   | \$140.00   |
| 47258054                             | NEW                  | LONGITUDE - JD                       | \$140.00   |
| 47258050                             | NEW                  | LONGITUDE - PD/LD                    | \$140.00   |
| 47258042                             | NEW                  | LONGITUDE - BDC/BD/GD/HD             | \$140.00   |
| 47260554                             | NEW                  | BOARDWALK (TACTILE) - Closed         | \$187.00   |
| 47260546                             | NEW                  | BOARDWALK (TACTILE) - JD             | \$187.00   |
| 47260550                             | NEW                  | BOARDWALK (TACTILE) - PD/LD          | \$187.00   |
| 47260538                             | NEW                  | BOARDWALK (TACTILE) - BDC/BD/GD/HD   | \$187.00   |
| 47260553                             | NEW                  | BROADWAY (TACTILE) - Closed          | \$187.00   |
| 47260545                             | NEW                  | BROADWAY (TACTILE) - JD              | \$187.00   |
| 47260549                             | NEW                  | BROADWAY (TACTILE) - PD/LD           | \$187.00   |
| 47260537                             | NEW                  | BROADWAY (TACTILE) - BDC/BD/GD/HD    | \$187.00   |
| 47260555                             | NEW                  | LATITUDE (TACTILE) - Closed          | \$187.00   |
| 47260547                             | NEW                  | LATITUDE (TACTILE) - JD              | \$187.00   |
| 47260551                             | NEW                  | LATITUDE (TACTILE) - PD/LD           | \$187.00   |
| 47260539                             | NEW                  | LATITUDE (TACTILE) - BDC/BD/GD/HD    | \$187.00   |
| 47260556                             | NEW                  | LONGITUDE (TACTILE) - Closed         | \$187.00   |
| 47260548                             | NEW                  | LONGITUDE (TACTILE) - JD             | \$187.00   |
| 47260552                             | NEW                  | LONGITUDE (TACTILE) - PD/LD          | \$187.00   |
| 47260540                             | NEW                  | LONGITUDE (TACTILE) - BDC/BD/GD/HD   | \$187.00   |
| <b>Exit</b>                          |                      |                                      |            |
| 03-231                               | 03-331               | <b>Schlage, KIL, PD/LD</b>           | \$140.00   |
| 03-232                               | 03-332               | <b>Schlage, FSIC, RD/JD</b>          | \$140.00   |
| 03-200                               | 03-300               | <b>Schlage, SFIC, GD/BD</b>          | \$140.00   |

Pricing/product description subject to change without notice.

**Exterior Lever (Less Cylinder)-  
 (Select by Chassis Type, Cylinder OEM, Cylinder Type, Cylinder Detail) -  
 (Please specify STYLE and FINISH - Example: 03-031-SPA-626) (continued)**

| New Part Number          | Original Part Number | Description                          | List Price |
|--------------------------|----------------------|--------------------------------------|------------|
| <b>Exit (Continued)</b>  |                      |                                      |            |
| 03-280                   | 03-331               | Falcon, KIL, LD FA7 (7-PIN)          | \$148.00   |
| 03-266                   | 03-366               | Corbin Russwin, FSIC, JD CO6 (6-PIN) | \$260.00   |
| 03-235                   | 03-366               | Corbin Russwin, FSIC, JD CO7 (7-PIN) | \$260.00   |
| 03-244                   | 03-344               | Sargent, KIL, LD SAR (6-PIN)         | \$260.00   |
| 03-277                   | 03-377               | Sargent, FSIC, JD SAR (6-PIN)        | \$260.00   |
| 03-237                   | 03-388               | Medeco, FSIC, JD MED (6-PIN)         | \$260.00   |
| 03-255                   | 03-355               | Yale, FSIC, JD YA6 (6-PIN)           | \$260.00   |
| 03-236                   | 03-399               | Yale, FSIC, JD YA7 (7-PIN)           | \$260.00   |
| 03-234                   | NEW                  | Corbin Russwin, KIL, LD CO6 (6-PIN)  | \$260.00   |
| <b>New Lever Options</b> |                      |                                      |            |
| 47258044                 | NEW                  | BOARDWALK - Closed                   | \$140.00   |
| 47258052                 | NEW                  | BOARDWALK - JD                       | \$140.00   |
| 47258048                 | NEW                  | BOARDWALK - PD/LD                    | \$140.00   |
| 47258040                 | NEW                  | BOARDWALK - BDC/BD/GD/HD             | \$140.00   |
| 47258043                 | NEW                  | BROADWAY - Closed                    | \$140.00   |
| 47258051                 | NEW                  | BROADWAY - JD                        | \$140.00   |
| 47258047                 | NEW                  | BROADWAY - PD/LD                     | \$140.00   |
| 47258039                 | NEW                  | BROADWAY - BDC/BD/GD/HD              | \$140.00   |
| 47258045                 | NEW                  | LATITUDE - Closed                    | \$140.00   |
| 47258053                 | NEW                  | LATITUDE - JD                        | \$140.00   |
| 47258049                 | NEW                  | LATITUDE - PD/LD                     | \$140.00   |
| 47258041                 | NEW                  | LATITUDE - BDC/BD/GD/HD              | \$140.00   |
| 47258046                 | NEW                  | LONGITUDE - Closed                   | \$140.00   |
| 47258054                 | NEW                  | LONGITUDE - JD                       | \$140.00   |
| 47258050                 | NEW                  | LONGITUDE - PD/LD                    | \$140.00   |
| 47258042                 | NEW                  | LONGITUDE - BDC/BD/GD/HD             | \$140.00   |
| 47260554                 | NEW                  | BOARDWALK (TACTILE) - Closed         | \$187.00   |
| 47260546                 | NEW                  | BOARDWALK (TACTILE) - JD             | \$187.00   |
| 47260550                 | NEW                  | BOARDWALK (TACTILE) - PD/LD          | \$187.00   |
| 47260538                 | NEW                  | BOARDWALK (TACTILE) - BDC/BD/GD/HD   | \$187.00   |
| 47260553                 | NEW                  | BROADWAY (TACTILE) - Closed          | \$187.00   |
| 47260545                 | NEW                  | BROADWAY (TACTILE) - JD              | \$187.00   |
| 47260549                 | NEW                  | BROADWAY (TACTILE) - PD/LD           | \$187.00   |
| 47260537                 | NEW                  | BROADWAY (TACTILE) - BDC/BD/GD/HD    | \$187.00   |
| 47260555                 | NEW                  | LATITUDE (TACTILE) - Closed          | \$187.00   |
| 47260547                 | NEW                  | LATITUDE (TACTILE) - JD              | \$187.00   |
| 47260551                 | NEW                  | LATITUDE (TACTILE) - PD/LD           | \$187.00   |
| 47260539                 | NEW                  | LATITUDE (TACTILE) - BDC/BD/GD/HD    | \$187.00   |
| 47260556                 | NEW                  | LONGITUDE (TACTILE) - Closed         | \$187.00   |
| 47260548                 | NEW                  | LONGITUDE (TACTILE) - JD             | \$187.00   |
| 47260552                 | NEW                  | LONGITUDE (TACTILE) - PD/LD          | \$187.00   |
| 47260540                 | NEW                  | LONGITUDE (TACTILE) - BDC/BD/GD/HD   | \$187.00   |

**Exterior Lever (Less Cylinder), 10-Piece Bulk Pack-  
 (Select by Chassis Type, Cylinder OEM, Cylinder Type, Cylinder Detail) - (Please specify STYLE and FINISH - Example: K103-031-SPA-626)**

| <b>Cylindrical</b> |                |                                      |             |
|--------------------|----------------|--------------------------------------|-------------|
| K103-681           | K103-031       | Schlage, KIL, PD/LD                  | \$1,075.00* |
| K103-682           | K103-032       | Schlage, FSIC, RD/JD                 | \$1,281.00* |
| K103-680           | K103-000       | Schlage, SFIC, GD/BD                 | \$1,281.00* |
| K103-684           | K103-066       | Corbin Russwin, FSIC, JD CO6 (6-PIN) | \$1,995.00* |
| K103-683           | K103-044       | Sargent, KIL, LD SAR (6-PIN)         | \$2,553.00* |
| K103-685           | K103-077       | Sargent, FSIC, JD SAR (6-PIN)        | \$2,055.00* |
| K103-687           | K109-388       | Medeco, FSIC, JD MED (6-PIN)         | \$2,556.00  |
| K103-686           | K103-055       | Yale, FSIC, JD YA6 (6-PIN)           | \$2,556.00* |
| K103-688           | K109-399       | Yale, FSIC, JD YA7 (7-PIN)           | \$2,556.00* |
| K103-689           | NEW            | Falcon, KIL, LD FA7 (7-PIN)          | \$2,055.00  |
| K103-690           | 23991086 (RHO) | Corbin Russwin, FSIC, JD CO7 (7-PIN) | \$2,055.00  |
|                    | 23991094 (SPA) |                                      |             |
|                    | 23991102 (TLR) |                                      |             |
|                    | 23991110 (BRO) |                                      |             |
|                    | 23991128 (8SP) |                                      |             |
|                    | 23991136 (8TR) |                                      |             |

Pricing/product description subject to change without notice.

**Exterior Lever (Less Cylinder), 10-Piece Bulk Pack-**  
 (Select by Chassis Type, Cylinder OEM, Cylinder Type, Cylinder Detail) - (Please specify STYLE and FINISH - Example: K103-031-SPA-626)

| New Part Number | Original Part Number | Description                          | List Price  |
|-----------------|----------------------|--------------------------------------|-------------|
| <b>Mortise</b>  |                      |                                      |             |
| K103-681        | K109-331             | Schlage, KIL, PD/LD                  | \$1,075.00* |
| K103-682        | K109-332             | Schlage, FSIC, RD/JD                 | \$1,281.00* |
| K103-680        | K103-000             | Schlage, SFIC, GD/BD                 | \$1,281.00* |
| K103-684        | K109-366             | Corbin Russwin, FSIC, JD CO6 (6-PIN) | \$1,995.00* |
| K103-683        | K109-344             | Sargent, KIL, LD SAR (6-PIN)         | \$2,553.00* |
| K103-685        | K109-377             | Sargent, FSIC, JD SAR (6-PIN)        | \$2,055.00* |
| K103-687        | K109-388             | Medeco, FSIC, JD MED (6-PIN)         | \$2,556.00  |
| K103-686        | K109-355             | Yale, FSIC, JD YA6 (6-PIN)           | \$2,556.00* |
| K103-688        | K109-399             | Yale, FSIC, JD YA7 (7-PIN)           | \$2,556.00* |
| K103-689        | K109-331             | Falcon, KIL, LD FA7 (7-PIN)          | \$2,055.00  |
| K103-690        | K109-366             | Corbin Russwin, FSIC, JD CO7 (7-PIN) | \$2,055.00  |
| <b>Exit</b>     |                      |                                      |             |
| K103-681        | K103-331             | Schlage, KIL, PD/LD                  | \$1,075.00* |
| K103-682        | K103-332             | Schlage, FSIC, RD/JD                 | \$1,281.00* |
| K103-680        | K103-000             | Schlage, SFIC, GD/BD                 | \$1,281.00* |
| K103-689        | K103-331             | Falcon, KIL, LD FA7 (7-PIN)          | \$1,995.00  |
| K103-684        | K103-366             | Corbin Russwin, FSIC, JD CO6 (6-PIN) | \$2,553.00  |
| K103-690        | K103-366             | Corbin Russwin, FSIC, JD CO7 (7-PIN) | \$2,055.00  |
| K103-683        | K103-344             | Sargent, KIL, LD SAR (6-PIN)         | \$2,556.00* |
| K103-685        | K103-377             | Sargent, FSIC, JD SAR (6-PIN)        | \$2,556.00* |
| K103-687        | K103-388             | Medeco, FSIC, JD MED (6-PIN)         | \$2,556.00  |
| K103-686        | K103-355             | Yale, FSIC, JD YA6 (6-PIN)           | \$2,055.00* |
| K103-688        | K103-399             | Yale, FSIC, JD YA7 (7-PIN)           | \$2,055.00* |

\*This part is shared with Schlage mechanical and defaults to the Schlage mechanical discount.

**Steel Lever Kits & Parts**

|          |             |   |          |
|----------|-------------|---|----------|
| Obsolete | 24274730-AD | Steel Lever Conversion Kit - (Includes Escutcheon Assembly, Spring Cage Assembly, Lever Rotation Stops, Screws, Instructions) - Please specify CLASS, READER, FINISH) | Obsolete |
| Obsolete |             |   |          |
| Obsolete | 47250325    | Stainless Steel Set Screw for outside Steel Levers (Package of 20)  | Obsolete |



| Part Number   | Description   | List Price |
|---|---|------------|
| <b>Lock Retractor - (Select by Chassis Type, Chassis Thickness)</b> |   |            |
| <b>Cylindrical</b>  |   |            |
| 46928800  | Retractor   | \$343.00   |
| <b>Mortise Case</b>   |   |            |
| 46928818  | 1-1/16" Narrow - (Door Thicknesses 1-3/8" to 1-5/8")  | \$441.00   |
| 46928826  | 1-1/4" Standard - (Door Thicknesses 1-3/4" to 2-3/4") | \$441.00   |
| <b>Mortise Case w/ Deadbolt</b>                                     |   |            |
| 46928834  | 1-1/16" Narrow - (Door Thicknesses 1-3/8" to 1-5/8")  | \$558.00   |
| 46928842  | 1-1/4" Standard - (Door Thicknesses 1-3/4" to 2-3/4") | \$558.00   |

**Spindle & Hub Kit - (Select by Chassis Type)**

| <b>Exit</b> |  |         |
|-------------|--|---------|
| 46929295    | Exit Spindle & Hub Kit (Includes Spindle, Spindle Cover, Spindle Hub, Tailpiece, Twisted Tailpiece, Tailpiece Spring, Pine Tree Clip, Screw) | \$42.80 |

**Spindle Spring**

|          |                                 |         |
|----------|---------------------------------|---------|
| 47256978 | Inside Spindle Spring (25 Pack) | \$79.30 |
|----------|---------------------------------|---------|

**Deadbolt Thumb Turn Assembly (with E-Clip) - (Please specify FINISH - Example: 46929113-626)**

|          |  |          |
|----------|--|----------|
| 46929113 | Deadbolt Thumb Turn Assembly (with E-Clip) | \$344.00 |
|----------|--|----------|

**Strike Plate - Select by Chassis Type - (Please specify FINISH-SHAPE and LIP - Example -10-025-0118-0626)**

| <b>Cylindrical</b>      |   |           |
|-------------------------|---|-----------|
| 10-025-1316             | ANSI, no box, 1-1/4" x 4-7/8", Standard with 1-3/16" Lip                                    | \$15.70*  |
| 10-025-138              | ANSI, no box, 1-1/4" x 4-7/8", Standard with Lip 1-3/8" Lip                                 | \$45.00*  |
| 10-025-112              | ANSI, no box, 1-1/4" x 4-7/8", Standard with 1-1/2" Lip                                     | \$45.00*  |
| 10-013-118              | Square corner, T-strike, box, 1-1/8" x 2-3/4" with 1-1/8" Lip                               | \$12.20*  |
| 10-013-112              | Square corner, T-strike, box, 1-1/8" x 2-3/4" with 1-1/2" Lip                               | \$17.00*  |
| 10-016                  | Square corner, T-strike, deep box, 1-1/8" x 2-3/4" with 1-1/8" Lip Use with Fire door latch | \$16.20*  |
| K510-066                | Box for ANSI strike   | \$7.40*   |
| XQ07-351-134            | Strike, ANSI, No Box, 1-1/4" x 4-7/8", 1-3/4" Lip Length                                    | \$212.00* |
| XQ03-494-134            | Strike, Square Corner, T-strike, Box, 1-1/8" x 2-3/4", 1-3/4" Lip                           | \$175.00* |
| <b>Mortise Deadbolt</b> |   |           |
| 10-072-1316             | 1-1/4" x 4-7/8" Square corner, box, standard with Lip at 1-3/16", 1", 1-1/2", 1-3/4", or 2" | \$23.20*  |
| 10-072-xx               | 1-1/4" x 4-7/8" Square corner, box, specify lip length (xx) as 1" or 1-1/2"                 | \$23.20*  |
| 10-072-xx               | 1-1/4" x 4-7/8" Square corner, box, specify lip length (xx) as 1-3/4", 1" or 2"             | \$59.20*  |
| 10-075                  | 1/2" Rabbeted   | \$152.00* |
| 37-015                  | Strike frame reinforcer   | \$25.80   |

**Mortise Armor Front - (Select by Width, Door Thickness) - (Please specify FINISH: 09-663-626)**

|        |   |          |
|--------|---|----------|
| 09-663 | Armor, 1-1/4" Wide Square Corner, Latch x Auxiliary latch (for door range 1-3/4" to 2-3/4")             | \$38.10* |
| 09-666 | Armor, 1-1/4" Wide Square Corner, Latch x Auxiliary latch x Deadbolt (for door range 1-3/4" to 2-3/4")  | \$38.10* |
| 09-669 | Armor, 1-1/16" Wide Square Corner, Latch x Auxiliary latch (for door range 1-3/8" to 1-5/8")            | \$38.10* |
| 09-672 | Armor, 1-1/16" Wide Square Corner, Latch x Auxiliary latch x Deadbolt (for door range 1-3/8" to 1-5/8") | \$38.10* |

\*This part is shared with Schlage mechanical and defaults to the Schlage mechanical discount.

# AD-Series Parts



AD-SERIES PARTS

| Part Number  | Description  | List Price   |
|--|--|--------------|
| <b>Door Thickness Kit - (Select by Chassis Type) - (Please specify DOOR THICKNESS - Example: 46929170-134)</b>   |  |              |
| <b>Cylindrical</b>   |  |              |
| 46929170-138   | 1-3/8" Door Thickness Kit (Includes Baseplate Screws, Reader Screws, Spindles, Spring, Pin Wrench, Fire Plate Screw, Shim Plates, Standoffs)   | \$168.00     |
| 46929170-112   | 1-1/2" Door Thickness Kit (Includes Baseplate Screws, Reader Screws, Spindles, Spring, Pin Wrench, Fire Plate Screw, Shim Plates, Standoffs)   | \$119.00     |
| 46929170-158   | 1-5/8" Door Thickness Kit (Includes Baseplate Screws, Reader Screws, Spindles, Spring, Pin Wrench, Fire Plate Screw, Shim Plates, Standoffs)   | \$85.50      |
| 46929170-XXX   | Door Thickness Kit (Includes Baseplate Screws, Reader Screws, Spindles, Spring, Pin Wrench, Fire Plate Screw, Shim Plates, Standoffs)<br><b>Must specify door thickness: 1-3/4" to 2-3/4" in 1/8" increments (EXAMPLE: 46929170-134 for a 1-3/4" door)</b> | \$51.50      |
| <b>Mortise</b>   |  |              |
| 46929178-138   | 1-3/8" Door Thickness Kit (Includes Baseplate Screws, Reader Screws, Spindles, Spring, Pin Wrench, Fire Plate Screw, Shim Plates, Standoffs)   | \$168.00     |
| 46929178-112   | 1-1/2" Door Thickness Kit (Includes Baseplate Screws, Reader Screws, Spindles, Spring, Pin Wrench, Fire Plate Screw, Shim Plates, Standoffs)   | \$119.00     |
| 46929178-158   | 1-5/8" Door Thickness Kit (Includes Baseplate Screws, Reader Screws, Spindles, Spring, Pin Wrench, Fire Plate Screw, Shim Plates, Standoffs)   | \$85.70      |
| 46929178-XXX   | Door Thickness Kit (Includes Baseplate Screws, Reader Screws, Spindles, Spring, Pin Wrench, Fire Plate Screw, Shim Plates, Standoffs)<br><b>Must specify door thickness: 1-3/4" to 2-3/4" in 1/8" increments (EXAMPLE: 46929178-134 for a 1-3/4" door)</b> | \$51.50      |
| <b>Decorative Plate - (Select by Size) - (Please specify FINISH - Example: 23760283-626)</b>   |  |              |
| 23631823   | 1.5" x 3.25" x .105" Decorative Plate (with Screws) - (Exit Chassis)   | \$36.40      |
| 23760267   | 1.7" x 3.5" x .075" Decorative Plate (with Screws)   | \$26.70      |
| 23760283   | 3.2" x 3.5" x .075" Decorative Plate (with Screws)   | \$41.30      |
| 23760317   | 6.0" x 3.5" x .075" Decorative Plate (with Screws)   | \$62.90      |
| 23760325   | 6.6" x 3.5" x .075" Decorative Plate (with Screws)   | \$62.90      |
| 23760309   | 8.0" x 3.5" x .075" Decorative Plate (with Screws)   | \$64.30      |
| 23760291   | 8.0" x 3.5" x .075" Decorative Plate (with Screws and Welded Standoff)   | \$87.00      |
| 23760259*  | 10.5" x 3.5" x .075" Decorative Plate (no Screws necessary) - (Under Lock)   | \$83.40      |
| 23760275*  | 12.0" x 3.5" x .075" Decorative Plate (no Screws necessary) - (Under Lock)   | \$82.60      |
| *Please consider overall Door Thickness when ordering  |  |              |
| <b>Note:</b> Single Decorative Plate. Interior and Exterior Decorative Plates may be required.   |  |              |
| <b>Note:</b> Decorative Plates may have multiple applications. Please see AD-Series Retrofit Template Overlay guide at <a href="http://www.schlage.com/support">www.schlage.com/support</a> for more information |  |              |
| Available Finishes: 626 Satin Chrome Standard. Please consult Customer Care for 605 Bright Brass or 643E Aged Bronze.  |  |              |
| <b>Interior Shim Plate - (Select by Class)</b>   |  |              |
| 23458607   | Interior Shim Plate, AD200/250/300 - (Device is 0.063" thick)  | \$29.70      |
| 23458565   | Interior Shim Plate, AD400 - (Device is 0.063" thick)  | \$29.70      |
| <b>Exterior Shim Plate</b>   |  |              |
| 23458599   | Exterior Shim Plate - (Device is 0.063" thick)   | \$23.20      |
| <b>Door Position Switch</b>  |  |              |
| 46929121   | Door Position Switch   | \$32.50      |
| <b>Offline/Hardwired Communication Module Cover - (Select by Function) - (Please specify FINISH - Example: COM200C-626)</b>  |  |              |
| COM200C<br>(23519168)  | Offline Communication Module Cover, Cover<br>(Includes Communication Module Cover, Cover Screw, Torx Cover Screw)  | See page 166 |
| COM200L<br>(23519184)  | Offline/Hardwired Communication Module Cover, Indicator<br>(Includes Off-Line/Hardwired Communication Module Cover with Indicator, Cover Screw, Torx Cover Screw)  | See page 166 |
| COM200P<br>(23519176)  | Offline/Hardwired Communication Module Cover, Pushbutton<br>(Includes Offline/Hardwired Communication Module Cover with Pushbutton, Cover Screw, Torx Cover Screw)   | See page 166 |
| <b>Hardwired Upgrade Kit - (Select by Function) - (Please specify FINISH - Example: COM300L-626)</b>   |  |              |
| COM300L<br>(46928909)  | Hardwired Upgrade Kit, Indicator (Includes Hardwired Communication Module, Standoff, Offline/Hardwired Communication Module Cover with Indicator, Cover Screw, Torx Cover Screw)   | See page 166 |
| COM300P<br>(46928891)  | Hardwired Upgrade Kit, Pushbutton (Includes Hardwired Communication Module, Standoff, Offline/Hardwired Communication Module Cover with Pushbutton, Cover Screw, Torx Cover Screw)   | See page 166 |

Pricing/product description subject to change without notice.

| Part Number   | Description  | List Price   |
|---|--|--------------|
| <b>Hardwired Communication Module</b>   |  |              |
| 46928958  | Hardwired Communication Module (with Fasteners, Jumpers)   | \$256.00     |
| <b>Wireless Upgrade Kit - (Select by Function) - (Please specify FINISH - Example: COM400L-GRY)</b>                 |  |              |
| COM400L<br>(46928867)   | Wireless Upgrade Kit, Indicator (Includes Wireless Communication Module, (2) Standoffs, Wireless Communication Module Cover with Indicator, Cover Screw, Torx Cover Screw, Wireless Foil Gasket)   | See page 166 |
| COM400P<br>(46928859)   | Wireless Upgrade Kit, Pushbutton (Includes Wireless Communication Module, (2) Standoffs, Wireless Communication Module Cover with Pushbutton, Cover Screw, Torx Cover Screw, Wireless Foil Gasket) | See page 166 |
| <b>Wireless Communication Module Cover - (Select by Function) - (Please specify FINISH - Example: 46928883-GRY)</b> |  |              |
| 46928883  | Wireless Communication Module Cover, Indicator (with Screws)   | \$59.80      |
| 46928875  | Wireless Communication Module Cover, Pushbutton (with Screws)  | \$68.30      |
| <b>Wireless Communication Module</b>  |  |              |
| 46928941  | Wireless Communication Module (with Screws, Standoffs)   | \$343.00     |
| 23848385  | Wireless Communication Module with Antenna Connector (with Screws, Standoffs)  | \$373.00     |
| <b>Wireless Parts</b>   |  |              |
| 46928974  | Wireless Foil Gasket   | \$20.50      |
| 47250326  | Terminal Block Kit – (Includes one power connector and ten I/O connectors) supports PIM400, PIB300, TK400, ECK400, GCK400 and WRI400   | \$45.70      |
| <b>Battery Holder &amp; Cover Kit - (Select by Battery Quantity) - (Please specify FINISH - Example: 4B-626)</b>    |  |              |
| 4B (46929055)   | 4AA Battery Holder & Cover Kit (Includes 4AA Battery Holder with Cable, 4AA Battery Strap, Battery Strap Screws, 4AA Battery Cover, Cover Screw, Torx Cover Screw)                                 | \$57.70      |
| 8B (46929089)   | 8AA Battery Holder & Cover Kit (Includes 8AA Battery Holder with Cable, 8AA Battery Strap, Battery Strap Screws, 8AA Battery Cover, Cover Screw, Torx Cover Screw)                                 | \$107.00     |
| <b>Battery Holder Kit - (Select by Battery Quantity)</b>  |  |              |
| 46929063  | 4AA Battery Holder Kit (Includes 4AA Battery Holder with Cable, 4AA Battery Strap, Battery Strap Screws)   | \$24.80      |
| 46929097  | 8AA Battery Holder Kit (Includes 8AA Battery Holder with Cable, 8AA Battery Strap, Battery Strap Screws)   | \$49.40      |
| <b>Battery Parts</b>  |  |              |
| 4C (46929071)   | 4AA Battery Cover (with Screw) - Please specify FINISH - Example: 4C-626)  | \$33.00      |
| 8C (46929105)   | 8AA Battery Cover (with Screw) - Please specify FINISH   | \$57.70      |
| 47250305  | Mylar Protective Sticker for 8 Battery Pack (Package of 20)  | \$148.00     |
| 47250320  | AD Battery Cable (Package of 5)  | \$23.60      |
| <b>Battery - (Select by Battery Type)</b>   |  |              |
| F206-488  | (4) AA Batteries   | \$11.00      |
| <i>*Not for use with AD-Series Locks</i>  |  |              |
| <b>Interior Cover Hardware Kit - (Please specify FINISH - Example: 46928966-626)</b>                                |  |              |
| 46928966  | Interior Cover Hardware Kit (Includes (2) Wireless Communication Module Cover Screws, (1) Hardwired Communication Module Cover Screw, (1) 4AA Battery Cover Screw, (1) 8AA Battery Cover Screw)    | \$42.80      |
| <b>Torx Tamper Screw Pack - (Select by Chassis Type)</b>  |  |              |
| <b>Cylindrical</b>  |  |              |
| 23538812  | Torx Tamper Screw Pack   | \$41.30      |
| <b>Mortise</b>  |  |              |
| 23538820  | Torx Tamper Screw Pack   | \$33.00      |
| <b>Exit</b>   |  |              |
| 23538838  | Torx Tamper Screw Pack   | \$40.20      |
| <b>Interior Main Board - (Please specify CLASS - Example: 46929048-200 for AD-200)</b>                              |  |              |
| 46929048  | Interior Main Board (with Battery Lead, Coin Cell Battery, (2) Screws)   | \$658.00     |

Pricing/product description subject to change without notice.

| Part Number  | Description  | List Price |
|--|--|------------|
| <b>Wiring Harness (Interior Main Board to Exterior Board) - (Select by Chassis Type)</b> |  |            |
| <b>Cylindrical</b>   |  |            |
| 46928727   | Wiring Harness (Interior Main Board to Exterior Board) | \$52.70    |
| <b>Mortise</b>   |  |            |
| 46928727   | Wiring Harness (Interior Main Board to Exterior Board) | \$52.70    |
| <b>Exit</b>  |  |            |
| 46928735   | Wiring Harness (Interior Main Board to Exterior Board) | \$52.70    |
| 23536774   | RX Adapter   | \$49.40    |

### REX Switch, Leaf Spring and Screws

|          |  |         |
|----------|--|---------|
| 46929139 | REX Switch, Leaf Spring and Screws - (for CY and MS/MD only) | \$34.40 |
|----------|--|---------|

### Drill Bit (Same as Legacy)

|         |                               |          |
|---------|-------------------------------|----------|
| P511472 | Drill Bit for 3/8" VIP/AD-300 | \$793.00 |
|---------|-------------------------------|----------|

### Request-to-Exit Switch Kit

|       |   |          |
|-------|---|----------|
| RX-LC | Von Duprin RX-LC (also called SI-LC or Von Duprin part number 050281) | \$328.00 |
|-------|---|----------|

Please see Falcon Price Book for Falcon AE part number 650359

|          |   |          |
|----------|---|----------|
| 47269269 | (WARM) KEYPAD, BASE, KEYPAD + PROX, AD, KIT       | \$38.70  |
| 47269271 | (WARM) KEYPAD, MSK, AD, KIT                       | \$38.70  |
| 47269273 | (WARM) KEYPAD, BASE, KEYPAD + MAG READER, AD, KIT | \$38.70  |
| 47269275 | (WARM) KEYPAD, BASE, KEYPAD ONLY MODULE, AD, KIT  | \$38.70  |
| 47269170 | INSIDE PUSH BUTTON, AD/CO                         | \$59.80  |
| 47269169 | MAG READER HEAD, AD                               | \$128.00 |

**CO-SERIES PARTS - TABLE OF CONTENTS**

|   |            |
|---|------------|
| <b>READER MODULE WITH EXTERIOR ESCUTCHEON</b> | <b>230</b> |
| <b>INTERIOR ESCUTCHEON</b>                    | <b>230</b> |
| <b>EXTERIOR ESCUTCHEON</b>                    | <b>231</b> |
| <b>BASE PLATE SUB ASSEMBLY</b>                | <b>231</b> |
| <b>MOUNTING HARDWARE</b>                      | <b>231</b> |
| <b>INTERIOR SPRING CAGE</b>                   | <b>231</b> |
| <b>EXTERIOR SPRING CAGE</b>                   | <b>232</b> |
| <b>TAILPIECE</b>                              | <b>233</b> |
| <b>CYLINDER</b>                               | <b>235</b> |
| <b>LEVER</b>                                  | <b>235</b> |
| <b>LOCK RETRACTOR</b>                         | <b>239</b> |
| <b>STRIKE PLATE</b>                           | <b>239</b> |
| <b>DOOR THICKNESS KIT</b>                     | <b>240</b> |
| <b>DECORATIVE PLATE</b>                       | <b>240</b> |
| <b>MISCELLANEOUS</b>                          | <b>241</b> |

**CONTACT INFORMATION FOR CO-SERIES PARTS**

Payment Address: Schlage Electronic Security  
 15934 Collections Center Drive  
 Chicago, IL 60693

|   |   |
|---|---|
| <b>877-671-7011</b>   |   |
| <b>Customer Service:</b>  | <b>Technical Support:</b>   |
| Order Status, Credit Returns of Non-Defective Products, General Sales Questions | Technical Questions/Issues, Returns of Defective Products, Repairs                |
| Email Orders To:<br>Order_Entry_Schlage_Commercial@allegion.com                 | Contact For Technical Assistance:<br>Electronic_Lock_TechProdSupport@allegion.com |

*For CO-Series Parts Warranty Information please see page 13.*

**Pricing/product description subject to change without notice.**

| New Part Number   | Original Part Number | Description  | List Price |
|---|----------------------|--|------------|
| <b>Reader Module (with Exterior Escutcheon)-</b>  |                      |  |            |
| <b>(Select by Chassis, Class, Reader Technology) - (Please specify FUNCTION, FINISH, CYLINDER TYPE, HANDING)</b>  |                      |  |            |
| <b>Cylindrical</b>  |                      |  |            |
| EXT-CO-100-CY-xx-KP   | EXT-CO-100-CY-xx-KP  | CO-100, Keypad Only Reader Module  | \$475.00   |
| EXT-CO-200-CY-xx-KP   | EXT-CO-200-CY-xx-KP  | CO-200, Keypad Only Reader Module  | \$702.00   |
| EXT-CO-200-CY-xx-MS   | EXT-CO-200-CY-xx-MS  | CO-200, Magnetic Stripe (Swipe) Reader Module - (Track 1, 2, or 3)             | \$830.00   |
| EXT-CO-200-CY-xx-MSK  | EXT-CO-200-CY-xx-MSK | CO-200, Magnetic Stripe (Swipe) with Keypad Reader Module - (Track 1, 2, or 3) | \$912.00   |
| EXT-CO-200-CY-xx-PR   | EXT-CO-200-CY-xx-PR  | CO-200, Proximity Reader Module - (125 kHz Proximity)                          | \$912.00   |
| EXT-CO-200-CY-xx-PRK  | EXT-CO-200-CY-xx-PRK | CO-200, Proximity with Keypad Reader Module - (125 kHz Proximity)              | \$997.00   |
| EXT-CO-250-CY-xx-MS   | EXT-CO-250-CY-xx-MS  | CO-250, Magnetic Stripe (Swipe) Reader Module - (Track 1, 2, or 3)             | \$830.00   |
| EXT-CO-250-CY-xx-MSK  | EXT-CO-250-CY-xx-MSK | CO-250, Magnetic Stripe (Swipe) with Keypad Reader Module - (Track 1, 2, or 3) | \$912.00   |
| <b>Mortise</b>  |                      |  |            |
| EXT-CO-100-MS-xx-KP   | EXT-CO-100-MS-xx-KP  | CO-100, Keypad Only Reader Module  | \$514.00   |
| EXT-CO-200-MS-xx-KP   | EXT-CO-200-MS-xx-KP  | CO-200, Keypad Only Reader Module  | \$744.00   |
| EXT-CO-200-MS-xx-MS   | EXT-CO-200-MS-xx-MS  | CO-200, Magnetic Stripe (Swipe) Reader Module - (Track 1, 2, or 3)             | \$868.00   |
| EXT-CO-200-MS-xx-MSK  | EXT-CO-200-MS-xx-MSK | CO-200, Magnetic Stripe (Swipe) with Keypad Reader Module - (Track 1, 2, or 3) | \$951.00   |
| EXT-CO-200-MS-xx-PR   | EXT-CO-200-MS-xx-PR  | CO-200, Proximity Reader Module - (125 kHz Proximity)                          | \$951.00   |
| EXT-CO-200-MS-xx-PRK  | EXT-CO-200-MS-xx-PRK | CO-200, Proximity with Keypad Reader Module - (125 kHz Proximity)              | \$1,032.00 |
| EXT-CO-250-MS-xx-MS   | EXT-CO-250-MS-xx-MS  | CO-250, Magnetic Stripe (Swipe) Reader Module - (Track 1, 2, or 3)             | \$868.00   |
| EXT-CO-250-MS-xx-MSK  | EXT-CO-250-MS-xx-MSK | CO-250, Magnetic Stripe (Swipe) with Keypad Reader Module - (Track 1, 2, or 3) | \$951.00   |
| <b>Mortise Deadbolt</b>   |                      |  |            |
| EXT-CO-200-MD-40-KP   | EXT-CO-200-MD-40-KP  | CO-200, Keypad Only Reader Module  | \$744.00   |
| EXT-CO-200-MD-40-MS   | EXT-CO-200-MD-40-MS  | CO-200, Magnetic Stripe (Swipe) Reader Module - (Track 1, 2, or 3)             | \$868.00   |
| EXT-CO-200-MD-40-MSK  | EXT-CO-200-MD-40-MSK | CO-200, Magnetic Stripe (Swipe) with Keypad Reader Module - (Track 1, 2, or 3) | \$951.00   |
| EXT-CO-200-MD-40-PR   | EXT-CO-200-MD-40-PR  | CO-200, Proximity Reader Module - (125 kHz Proximity)                          | \$951.00   |
| EXT-CO-200-MD-40-PRK  | EXT-CO-200-MD-40-PRK | CO-200, Proximity with Keypad Reader Module - (125 kHz Proximity)              | \$1,032.00 |
| EXT-CO-250-MD-40-MS   | EXT-CO-250-MD-40-MS  | CO-250, Magnetic Stripe (Swipe) Reader Module - (Track 1, 2, or 3)             | \$868.00   |
| EXT-CO-250-MD-40-MSK  | EXT-CO-250-MD-40-MSK | CO-250, Magnetic Stripe (Swipe) with Keypad Reader Module - (Track 1, 2, or 3) | \$951.00   |
| <b>Exit</b>   |                      |  |            |
| EXT-CO-100-993-xx-KP  | New                  | CO-100, Keypad Only Reader Module  | \$475.00   |
| EXT-CO-200-993-xx-KP  | New                  | CO-200, Keypad Only Reader Module  | \$702.00   |
| EXT-CO-200-993-xx-MS  | New                  | CO-200, Magnetic Stripe (Swipe) Reader Module - (Track 1, 2, or 3)             | \$830.00   |
| EXT-CO-200-993-xx-MSK   | New                  | CO-200, Magnetic Stripe (Swipe) with Keypad Reader Module - (Track 1, 2, or 3) | \$912.00   |
| EXT-CO-200-993-xx-PR  | New                  | CO-200, Proximity Reader Module - (125 kHz Proximity)                          | \$912.00   |
| EXT-CO-200-993-xx-PRK   | New                  | CO-200, Proximity with Keypad Reader Module - (125 kHz Proximity)              | \$997.00   |
| EXT-CO-250-993-xx-MS  | New                  | CO-250, Magnetic Stripe (Swipe) Reader Module - (Track 1, 2, or 3)             | \$830.00   |
| EXT-CO-250-993-xx-MSK   | New                  | CO-250, Magnetic Stripe (Swipe) with Keypad Reader Module - (Track 1, 2, or 3) | \$912.00   |
| <b>Keypad Membrane</b>  |                      |  |            |
|   | 44487247             | Keypad Membrane  | \$38.70    |
| <b>Magnetic Swipe Cleaning Cards</b>  |                      |  |            |
|   | 510310               | Magnetic Stripe Cleaning Cards   | \$39.70    |
| <b>Interior Escutcheon - (Select by Chassis Type, Function) - (Please specify FINISH - Example: 23599327-626)</b> |                      |  |            |
| <b>Cylindrical</b>  |                      |  |            |
|   | 23599327             | Interior Escutcheon, Non-Privacy   | \$136.00   |
|   | 23599335             | Interior Escutcheon, Privacy   | \$165.00   |
| <b>Mortise</b>  |                      |  |            |
|   | 23599327             | Interior Escutcheon, Non-Privacy   | \$136.00   |
|   | 23599335             | Interior Escutcheon, Privacy   | \$165.00   |
| <b>Mortise Deadbolt</b>   |                      |  |            |
|   | 23599343             | Interior Escutcheon, Non-Privacy   | \$152.00   |
|   | 23599350             | Interior Escutcheon, Privacy   | \$165.00   |
| <b>Exit</b>   |                      |  |            |
|   | 46929279             | Interior Escutcheon, Non-Privacy (with (4) Screws)                             | \$58.20    |
| <b>Interior Baseplate Gasket</b>  |                      |  |            |
| <b>Exit</b>   |                      |  |            |
|   | 46928982             | Interior Baseplate Gasket  | \$34.40    |
| <b>USB Cover Plug, 10-Piece Bulk Pack</b>   |                      |  |            |
| 46928719  | 46928719             | USB Cover Plug (10-Piece Bulk Pack)  | \$25.60    |
| 47258550  | New                  | USB Cover Plug, Exit (10-Piece Bulk Pack)                                      | \$25.60    |
| 47253409  | New                  | Cable, USB, AD/CO, Exit  | \$22.60    |

Pricing/product description subject to change without notice.

| New Part Number  | Original Part Number | Description   | List Price |
|--|----------------------|---|------------|
| <b>Exterior Escutcheon - (Select by Chassis Type, Class, Reader Type) - (Please specify FINISH - Example: 23599053-626)</b>                              |                      |   |            |
| <b>Cylindrical</b>   |                      |   |            |
| 47260707   | 23599053             | Exterior Escutcheon, CO-100, KP (with (6) Screws)   | \$232.00   |
| 47260709   | 23599079             | Exterior Escutcheon, CO-200, KP (with (6) Screws)   | \$206.00   |
| 47260705   | 23599038             | Exterior Escutcheon, CO-200/250, PR/PRK/MS/MSK (with (6) Screws, O-Ring)  | \$127.00   |
| <b>Mortise</b>   |                      |   |            |
| 47260707   | 23599061             | Exterior Escutcheon, CO-100, KP (with (6) Screws)   | \$127.00   |
| 47260709   | 23599087             | Exterior Escutcheon, CO-200, KP (with (6) Screws)   | \$206.00   |
| 47260705   | 23599046             | Exterior Escutcheon, CO-200/250, PR/PRK/MS/MSK (with (6) Screws, O-Ring)  | \$127.00   |
| <b>Exit</b>  |                      |   |            |
| 47260708   | 23599061             | Exterior Escutcheon, CO-100, KP (with (6) Screws)   | \$127.00   |
| 47260710   | 23599087             | Exterior Escutcheon, CO-200, KP (with (6) Screws)   | \$206.00   |
| 47260706   | 23599046             | Exterior Escutcheon, CO-200/250, PR/PRK/MS/MSK (with (6) Screws, O-Ring)  | \$127.00   |
| <b>Exterior Gasket Kit - (Select by Chassis Type)</b>  |                      |   |            |
| <b>Cylindrical</b>   |                      |   |            |
| 47260740   | 46929154             | Exterior Gasket Kit (Includes Exterior Baseplate Gasket, Spindle Cover Seal, Reader O-Ring)                                       | \$51.50    |
| <b>Mortise</b>   |                      |   |            |
| 47260740   | 46929162             | Exterior Gasket Kit (Includes Exterior Baseplate Gasket, Spindle Cover Seal, Reader O-Ring)                                       | \$51.50    |
| <b>Exit</b>  |                      |   |            |
| 47260741   | 46929162             | Exterior Gasket Kit (Includes Exterior Baseplate Gasket, Spindle Cover Seal, Reader O-Ring)                                       | \$51.50    |
| <b>Interior Baseplate Sub-Assembly</b>   |                      |   |            |
| <b>Exit</b>  |                      |   |            |
|  | 23599251             | Interior Baseplate Sub-Assembly   | \$33.00    |
| <b>Interior Baseplate Spacer for SVR</b>   |                      |   |            |
| <b>Exit</b>  |                      |   |            |
|  | 46929238             | Interior Baseplate Spacer for SVR (with Baseplate Mounting Screws, Surface Mount Screws)  | \$47.90    |
| <b>Interior Mounting Plate</b>   |                      |   |            |
|  | 23599244             | Interior Mounting Plate (with Screws)   | \$41.20    |
| <b>Exit Device Mounting Plate - (Please specify FINISH - Example: 46929220-626)</b>  |                      |   |            |
| <b>Exit</b>  |                      |   |            |
| <b>Obsolete</b>  | 46929220             | Exit Device Mounting Plate (with (2) Baseplate Mounting Screws)   |            |
| <b>Exit Device Mounting Hardware Kit-<br/>(Please specify Device Type (993R, 993S or 993M), DOOR THICKNESS, FINISH - Example: 46929287-993M-626-134)</b> |                      |   |            |
| <b>Exit</b>  |                      |   |            |
| 47260744   | 46929287             | Exit Device Mounting Hardware Kit (Upper Mounting Bolts, Lower Mounting Sex-Bolts, Reader Mounting Bolts, Finish Washers, Screws) | \$85.70    |
| <b>Interior Spring Cage (with Screws)</b>  |                      |   |            |
| <b>Cylindrical</b>   |                      |   |            |
| 47260717   | 23599210             | Interior Spring Cage (with Screws)  | \$49.50    |
| <b>Mortise</b>   |                      |   |            |
| 47260717   | 23599210             | Interior Spring Cage (with Screws)  | \$49.50    |

Pricing/product description subject to change without notice.

| New Part Number  | Original Part Number | Description   | List Price |
|--|----------------------|---|------------|
| <b>Exterior Spring Cage (with Screws) - (Select by Chassis Type, Cylinder OEM, Cylinder Type, Cylinder Detail)</b> |                      |   |            |
| <b>Cylindrical</b>   |                      |   |            |
| 47258543   | 46928552             | Schlage, KIL, PD/LD   | \$71.90    |
|  | 46928552             | Schlage, FSIC, RD/JD  |            |
|  | 46928560             | Schlage, SFIC, GD/BD  |            |
|  | 23845969             | Falcon, KIL, LD FA7 (7-PIN)   |            |
|  | 46928586             | Corbin Russwin, FSIC, JD CO6 (6-PIN)  |            |
|  | 23990674             | Corbin Russwin, FSIC, JD CO7 (7-PIN)  |            |
|  | 46928578             | Sargent, KIL, LD SAR (6-PIN)  |            |
|  | 46928586             | Sargent, FSIC, JD SAR (6-PIN)   |            |
| 47258544   | 24281735             | Medeco, FSIC, JD MED (6-PIN)  | \$343.00   |
|  | 46928644             | Yale, FSIC, JD YA6 (6-PIN)  |            |
|  | 24281768             | Yale, FSIC, JD YA7 (7-PIN)  |            |
| <b>Mortise</b>   |                      |   |            |
| 47258543   | 46928602             | Schlage, KIL, PD/LD   | \$71.90    |
|  | 46928610             | Schlage, FSIC, RD/JD  |            |
|  | 46928560             | Schlage, SFIC, GD/BD  |            |
|  | 23845977             | Falcon, KIL, LD FA7 (7-PIN)   |            |
|  | 46928636             | Corbin Russwin, FSIC, JD CO6 (6-PIN)  |            |
|  | 23988033             | Corbin Russwin, FSIC, JD CO7 (7-PIN)  |            |
|  | 46928628             | Sargent, KIL, LD SAR (6-PIN)  |            |
|  | 46928636             | Sargent, FSIC, JD SAR (6-PIN)   |            |
| 47258544   | 24281735             | Medeco, FSIC, JD MED (6-PIN)  | \$343.00   |
|  | 46928644             | Yale, FSIC, JD YA6 (6-PIN)  |            |
|  | 24281768             | Yale, FSIC, JD YA7 (7-PIN)  |            |
| <b>Exit</b>  |                      |   |            |
| 47258545   | 46928651             | Schlage, KIL, PD/LD (Steel Levers)  | \$175.00   |
|  | 46928553             | Schlage, FSIC, RD/JD (Steel Levers)   |            |
|  | 46928669             | Schlage, SFIC, GD/BD (Zinc Levers)  |            |
|  | 23779838             | Falcon, KIL, LD FA7 (7-PIN) (Steel Levers) - (Except ATH, 8AT Lever Style)          |            |
|  | 46928693             | Corbin Russwin, FSIC, JD CO6 (6-PIN) (Steel Levers)                                 |            |
|  | 23988017             | Corbin Russwin, FSIC, JD CO7 (7-PIN) (Steel Levers) - (Except ATH, 8AT Lever Style) |            |
|  | 46928677             | Sargent, KIL, LD SAR (6-PIN) (Steel Levers)   |            |
|  | 46928685             | Sargent, FSIC, JD SAR (6-PIN) (Steel Levers)  |            |
| 47258546   | 24289902             | Medeco, FSIC, JD MED (6-PIN)  | \$345.00   |
|  | 46928701             | Yale, FSIC, JD YA6 (6-PIN) (Steel Levers)   |            |
|  | 24289928             | Yale, FSIC, JD YA7 (7-PIN)  |            |

**Exterior Spring Cage & Tailpiece Kit (for Schlage), 10-Piece Bulk Pack - (Select by Chassis, Cylinder OEM, Cylinder Type, Cylinder Detail)**

|                    |          |                      |            |
|--------------------|----------|----------------------|------------|
| <b>Cylindrical</b> |          |                      |            |
| 47259238           | 23593270 | Schlage, KIL, PD/LD  | \$712.00   |
| 47259239           | 23593288 | Schlage, FSIC, RD/JD | \$712.00   |
| 47259240           | 23593304 | Schlage, SFIC, GD/BD | \$712.00   |
| <b>Mortise</b>     |          |                      |            |
| 47259238           | 23593346 | Schlage, KIL, PD/LD  | \$712.00   |
| 47259239           | 23593353 | Schlage, FSIC, RD/JD | \$712.00   |
| 47259240           | 23593304 | Schlage, SFIC, GD/BD | \$712.00   |
| <b>Exit</b>        |          |                      |            |
| 47259249           | 23593271 | Schlage, KIL, PD/LD  | \$1,584.00 |
| 47259250           | 23593272 | Schlage, FSIC, RD/JD | \$2,366.00 |
| 47259248           | 23593437 | Schlage, SFIC, GD/BD | \$1,270.00 |
|                    | 23593510 |                      |            |

Pricing/product description subject to change without notice.



| New Part Number  | Original Part Number | Description   | List Price |
|--|----------------------|---|------------|
| <b>Exterior Spring Cage &amp; Tailpiece Kit (for Non-Schlage), Single Piece -<br/>(Select by Chassis Type, Cylinder OEM, Cylinder Type, Cylinder Detail)</b> |                      |   |            |
| <b>Cylindrical</b>   |                      |   |            |
| 47259244   | 23845985             | Falcon, KIL, LD FA7 (7-PIN)   | \$85.90    |
| 47259242   | 23593320             | Corbin Russwin, FSIC, JD CO6 (6-PIN)                                  | \$373.00   |
|  | 23990666             | Corbin Russwin, FSIC, JD CO7 (7-PIN)                                  |            |
| 47259241   | 23593312             | Sargent, KIL, LD SAR (6-PIN)  | \$348.00   |
| 47259242   | 23593320             | Sargent, FSIC, JD SAR (6-PIN)   | \$373.00   |
| 47259245   | 24281792             | Medeco, FSIC, JD MED (6-PIN)  | \$392.00   |
| 47259243   | 23593395             | Yale, FSIC, JD YA6 (6-PIN)  | \$392.00   |
| 47259246   | 24281826             | Yale, FSIC, JD YA7 (7-PIN)  | \$343.00   |
| <b>Mortise</b>   |                      |   |            |
| 47259244   | 23845923             | Falcon, KIL, LD FA7 (7-PIN)   | \$85.90    |
| 47259242   | 23593387             | Corbin Russwin, FSIC, JD CO6 (6-PIN)                                  | \$373.00   |
|  | 23988041             | Corbin Russwin, FSIC, JD CO7 (7-PIN)                                  |            |
| 47259241   | 23593379             | Sargent, KIL, LD SAR (6-PIN)  | \$348.00   |
| 47259242   | 23593387             | Sargent, FSIC, JD SAR (6-PIN)   | \$373.00   |
| 47259245   | 24281792             | Medeco, FSIC, JD MED (6-PIN)  | \$392.00   |
| 47259243   | 23593395             | Yale, FSIC, JD YA6 (6-PIN)  | \$392.00   |
| 47259246   | 24281826             | Yale, FSIC, JD YA7 (7-PIN)  | \$343.00   |
| <b>Exit</b>  |                      |   |            |
| 47259254   | 23810872             | Falcon, KIL, LD FA7 (7-PIN)   | \$90.70    |
| 47259252   | 23593274             | Corbin Russwin, FSIC, JD CO6 (6-PIN)                                  | \$373.00   |
|  | 23988025             | Corbin Russwin, FSIC, JD CO7 (7-PIN) - (Except ATH, 8AT Lever Styles) |            |
| 47259251   | 23593273             | Sargent, KIL, LD SAR (6-PIN)  | \$348.00   |
| 47259252   | 23593274             | Sargent, FSIC, JD SAR (6-PIN)   | \$373.00   |
| 47259255   | 24289936             | Medeco, FSIC, JD MED (6-PIN)  | \$379.00   |
| 47259253   | 23593275             | Yale, FSIC, JD YA6 (6-PIN)  | \$379.00   |
| 47259257   | 24289944             | Yale, FSIC, JD YA7 (7-PIN)  | \$324.00   |
| <b>Tailpiece - (Select by Chassis Type, Cylinder OEM, Cylinder Type, Cylinder Detail)</b>  |                      |   |            |
| <b>Cylindrical</b>   |                      |   |            |
| 47258186   | C604-243             | Schlage, KIL, PD/LD - (Everest/Primus/Modular Cylinders)              | \$2.00*    |
|  | C603-524             | Schlage, KIL, PD/LD - (Classic Cylinders)                             |            |
| 23446339   | 23446339             | Schlage, FSIC, JD/RD/TD   | \$5.70     |
| 47258182   | 23779820             | Falcon, KIL, LD FA7 (7-PIN)   | \$24.80    |
| 47258187   | 46929456             | Universal, SFIC, BD/BDC   | \$16.10    |
| 47258180   | 23433634             | Corbin Russwin, FSIC, JD CO6 (6-PIN)                                  | \$38.20    |
|  | 23854516             | Corbin Russwin, FSIC, JD CO7 (7-PIN)                                  |            |
| 47258179   | 23433626             | Sargent, KIL, LD SAR (6-PIN) - (Compatible with 10L and 11L)          | \$5.90     |
| 47258180   | 23433634             | Sargent, FSIC, JD SAR (6-PIN)   | \$38.20    |
| 47258183   | 23810898             | Medeco, FSIC, JD MED (6-PIN)  | \$89.30    |
| 47258181   | 23760366             | Yale, FSIC, JD YA6 (6-PIN) - (Compatible with Medeco 31)              | \$48.80    |
| 47258184   | 23929722             | Yale, FSIC, JD YA7 (7-PIN)  | \$33.00    |
| 23446347   | 23446347             | Universal, SFIC, GD/HD  | \$14.10    |
| 47258185   | new                  | Corbin Russwin, KIL LD CO6  | \$15.00    |
| <b>Mortise</b>   |                      |   |            |
| 47258186   | 23538077             | Schlage, KIL, PD/LD - (Everest/Primus/Modular Cylinders)              | \$2.00*    |
|  | 23538085             | Schlage, KIL, PD/LD - (Classic Cylinders)                             |            |
| 23446339   | 23446339             | Schlage, FSIC, JD/RD/TD   | \$5.70     |
| 47258182   | 23779820             | Falcon, KIL, LD FA7 (7-PIN)   | \$24.80    |
| 47258187   | 46929456             | Universal, SFIC, BD/BDC   | \$16.10    |
| 47258180   | 23443435             | Corbin Russwin, FSIC, JD CO6 (6-PIN)                                  | \$38.20    |
|  | 23854516             | Corbin Russwin, FSIC, JD CO7 (7-PIN)                                  |            |
| 47258179   | 23443427             | Sargent, KIL, LD SAR (6-PIN) - (Compatible with 10L and 11L)          | \$5.90     |
| 47258180   | 23443435             | Sargent, FSIC, JD SAR (6-PIN)   | \$38.20    |
| 47258183   | 23810898             | Medeco, FSIC, JD MED (6-PIN)  | \$89.30    |
| 47258181   | 23760366             | Yale, FSIC, JD YA6 (6-PIN) - (Compatible with Medeco 31)              | \$48.80    |
| 47258184   | 23929722             | Yale, FSIC, JD YA7 (7-PIN)  | \$33.00    |
| 23446347   | 23446347             | Universal, SFIC, GD/HD  | \$14.10    |
| 47258185   | new                  | Corbin Russwin, KIL LD CO6  | \$15.00    |

\*This part is shared with Schlage mechanical and defaults to the Schlage mechanical discount.

Pricing/product description subject to change without notice.

| New Part Number  | Original Part Number | Description  | List Price |
|--|----------------------|--|------------|
| <b>Tailpiece (for cylinder) - (Select by Chassis Type, Cylinder OEM, Cylinder Type, Cylinder Detail) - (continued)</b> |                      |  |            |
| <b>Exit</b>  |                      |  |            |
| 47258186   | 23538077             | Schlage, KIL, PD/LD - (Everest/Primus/Modular Cylinders) | \$2.00*    |
|  | 23538085             | Schlage, KIL, PD/LD - (Classic Cylinders)                |            |
| 23446339   | 23446339             | Schlage, FSIC, JD/RD/TD                                  | \$5.70     |
| 47258182   | 23779820             | Falcon, KIL, LD FA7 (7-PIN)                              | \$24.80    |
| 47258187   | 46929456             | Universal, SFIC, BD/BDC                                  | \$16.10    |
| 23446347   | N523-091             | Universal, SFIC, GD/HD                                   | \$14.10    |
| 47258180   | 23443435             | Corbin Russwin, FSIC, JD CO6 (6-PIN)                     | \$38.20    |
|  | 23854516             | Corbin Russwin, FSIC, JD CO7 (7-PIN)                     |            |
| 47258179   | 23443427             | Sargent, KIL, LD SAR (6-PIN)                             | \$5.90     |
| 47258180   | 23443435             | Sargent, FSIC, JD SAR (6-PIN)                            | \$38.20    |
| 47258183   | 23810898             | Medeco, FSIC, JD MED (6-PIN)                             | \$89.30    |
| 47258181   | 23760366             | Yale, FSIC, JD YA6 (6-PIN) - (Compatible with Medeco 31) | \$48.80    |
| 47258184   | 23929722             | Yale, FSIC, JD YA7 (7-PIN)                               | \$33.00    |
| 23446347   | 23446347             | Universal, SFIC, GD/HD                                   | \$16.10    |
| 47258187   | 09-774               | Universal, SFIC, BD/BDC                                  | \$14.10    |
| 47258185   | new                  | Corbin Russwin, KIL LD CO6                               | \$15.00    |

**Tailpiece Kit - (for Exterior Escutcheon into Exit Device)**

| <b>Exit Trim</b> |          |   |         |
|------------------|----------|---|---------|
|                  | 46929303 | Tailpiece Kit (Includes Tailpiece, Tailpiece Guide, Pine Tree Clip) | \$20.50 |

**Tailpiece Kit, 10-Piece Bulk Pack - (Select by Chassis Type, Cylinder OEM, Cylinder Type, Cylinder Detail)**

| <b>Cylindrical</b> |          |  |         |
|--------------------|----------|--|---------|
| 09-418             | 09-418   | Schlage, KIL, PD/LD - (Classic Cylinders)                | \$13.70 |
| 09-417             | 09-417   | Schlage, KIL, PD/LD - (Everest/Primus/Modular Cylinders) | \$13.70 |
| 23790611           | 23790611 | Falcon, KIL, PD/LD                                       | \$23.30 |
| <b>Mortise</b>     |          |  |         |
| 09-418             | 46928768 | Schlage, KIL, PD/LD - (Classic Cylinders)                | \$13.70 |
| 09-417             | 46928776 | Schlage, KIL, PD/LD - (Everest/Primus/Modular Cylinders) | \$13.70 |
| 23790611           | new      | <b>Falcon, KIL, PD/LD</b>                                | \$23.30 |
| <b>Exit</b>        |          |  |         |
| 09-418             | 46928768 | Schlage, KIL, PD/LD - (Classic Cylinders)                | \$13.70 |
| 09-417             | 46928776 | Schlage, KIL, PD/LD - (Everest/Primus/Modular Cylinders) | \$13.70 |
| 23790611           | new      | <b>Falcon, KIL, PD/LD</b>                                | \$23.30 |

\*This part is shared with Schlage mechanical and defaults to the Schlage mechanical discount.

| New Part Number  | Original Part Number | Description  | List Price       |
|--|----------------------|--|------------------|
| <b>Cylinder - (Select by Chassis Type, Cylinder Mechanism, Cylinder Type, Cylinder Detail)</b> |                      |  |                  |
| <b>Cylindrical</b>   |                      |  |                  |
|  | <b>23-013</b>        | Classic, KIL, PD - (Only ATH, 8AT Lever Styles)                | <b>\$65.00*</b>  |
|  | <b>23-030</b>        | Classic, FSIC, RD - (Open)                                     | <b>\$74.00*</b>  |
|  | <b>23-030</b>        | Classic, FSIC, AD - (Restricted)                               | <b>\$92.00*</b>  |
|  | <b>20-750</b>        | Primus, KIL, PD - (Only ATH, 8AT Lever Styles)                 | <b>\$145.00*</b> |
|  | <b>20-740</b>        | Primus, FSIC, RD   | <b>\$157.00*</b> |
|  | <b>20-550</b>        | Primus UL, KIL, PD - (Only ATH, 8AT Lever Styles)              | <b>\$179.00*</b> |
|  | <b>20-750-XP</b>     | Primus XP, KIL, PD - (Only ATH, 8AT Lever Styles)              | <b>\$145.00*</b> |
|  | <b>20-740-XP</b>     | Primus XP, FSIC, RD  | <b>\$157.00*</b> |
|  | <b>20-550-XP</b>     | Primus UL XP, KIL, PD - (Only ATH, 8AT Lever Styles)           | <b>\$179.00*</b> |
| <b>Mortise</b>   |                      |  |                  |
|  | <b>23-118</b>        | Classic, KIL, PD - (Except ATH, 8AT Lever Styles)              | <b>\$65.00*</b>  |
|  | <b>23-118</b>        | Classic, KIL, PD - (Except ATH, 8AT Lever Styles) (Restricted) | <b>\$83.00*</b>  |
|  | <b>23-030</b>        | Classic, FSIC, RD  | <b>\$74.00*</b>  |
|  | <b>20-854</b>        | Primus, KIL, PD - (Except ATH, 8AT Lever Styles)               | <b>\$145.00*</b> |
|  | <b>20-740</b>        | Primus, FSIC, RD   | <b>\$157.00*</b> |
|  | <b>20-554</b>        | Primus UL, KIL, PD - (Except ATH, 8AT Lever Styles)            | <b>\$179.00*</b> |
|  | <b>20-854-XP</b>     | Primus XP, KIL, PD - (Except ATH, 8AT Lever Styles)            | <b>\$145.00*</b> |
|  | <b>20-740-XP</b>     | Primus XP, FSIC, RD  | <b>\$145.00*</b> |
|  | <b>20-554-XP</b>     | Primus UL XP, KIL, PD - (Except ATH, 8AT Lever Styles)         | <b>\$179.00*</b> |
| <b>Exit</b>  |                      |  |                  |
|  | <b>23-118</b>        | Classic, KIL, PD - (Except ATH, 8AT Lever Styles)              | <b>\$65.00*</b>  |
|  | <b>23-118</b>        | Classic, KIL, PD - (Except ATH, 8AT Lever Styles) (Restricted) | <b>\$83.00*</b>  |
|  | <b>23-030</b>        | Classic, FSIC, RD  | <b>\$74.00*</b>  |
|  | <b>20-854</b>        | Primus, KIL, PD - (Except ATH, 8AT Lever Styles)               | <b>\$145.00*</b> |
|  | <b>20-750</b>        | Primus, KIL, PD - (Only ATH, 8AT Lever Styles)                 | <b>\$145.00*</b> |
|  | <b>20-740</b>        | Primus, FSIC, RD   | <b>\$157.00*</b> |
|  | <b>20-554</b>        | Primus UL, KIL, PD - (Except ATH, 8AT Lever Styles)            | <b>\$179.00*</b> |
|  | <b>20-550</b>        | Primus UL, KIL, PD - (Only ATH, 8AT Lever Styles)              | <b>\$179.00*</b> |
|  | <b>20-854-XP</b>     | Primus XP, KIL, PD - (Except ATH, 8AT Lever Styles)            | <b>\$145.00*</b> |
|  | <b>20-750-XP</b>     | Primus XP, KIL, PD - (Only ATH, 8AT Lever Styles)              | <b>\$145.00*</b> |
|  | <b>20-740-XP</b>     | Primus XP, FSIC, RD  | <b>\$157.00*</b> |
|  | <b>20-554-XP</b>     | Primus UL XP, KIL, PD - (Except ATH, 8AT Lever Styles)         | <b>\$179.00*</b> |
|  | <b>20-550-XP</b>     | Primus UL XP, KIL, PD - (Only ATH, 8AT Lever Styles)           | <b>\$179.00*</b> |
| <b>Interior Lever (Closed) - (Please specify STYLE and FINISH - Example: 03-030-SPA-626)</b>   |                      |  |                  |
| <b>03-230</b>  | <b>03-030</b>        | Inside Lever, Closed - ATH, RHO, SPA, TLR                      | <b>\$140.00</b>  |

\*This part is shared with Schlage mechanical and defaults to the Schlage mechanical discount.

| New Part Number   | Original Part Number | Description                          | List Price |
|---|----------------------|--------------------------------------|------------|
| <b>Exterior Lever (Less Cylinder) -</b>   |                      |                                      |            |
| <b>(Select by Chassis Type, Cylinder OEM, Cylinder Type, Cylinder Detail) - (Please specify STYLE and FINISH - Example: 03-031-SPA-626)</b> |                      |                                      |            |
| <b>Cylindrical</b>  |                      |                                      |            |
| 03-231  | 03-031               | Schlage, KIL, PD/LD                  | \$140.00   |
| 03-232  | 03-032               | Schlage, FSIC, RD/JD                 | \$140.00   |
| 03-200  | 03-000               | Schlage, SFIC, GD/BD                 | \$140.00   |
| 03-280  | 23779739 (RHO)       | Falcon, KIL, LD FA7 (7-PIN)          | \$148.00   |
|   | 23779762 (SPA)       |                                      |            |
|   | 23779747 (8RO)       |                                      |            |
|   | 23779770 (8SP)       |                                      |            |
| 03-266  | 03-066               | Corbin Russwin, FSIC, JD CO6 (6-PIN) | \$260.00   |
| 03-235  | 23854524 (RHO)       | Corbin Russwin, FSIC, JD CO7 (7-PIN) | \$260.00   |
|   | 23854540 (SPA)       |                                      |            |
|   | 23854565 (TLR)       |                                      |            |
|   | 23854532 (8RO)       |                                      |            |
|   | 23854557 (8SP)       |                                      |            |
|   | 23854573 (8TR)       |                                      |            |
| 03-244  | 03-044               | Sargent, KIL, LD SAR (6-PIN)         | \$260.00   |
| 03-277  | 03-077               | Sargent, FSIC, JD SAR (6-PIN)        | \$260.00   |
| 03-237  | 09-388               | Medeco, FSIC, JD MED (6-PIN)         | \$260.00   |
| 03-255  | 09-355               | Yale, FSIC, JD YA6 (6-PIN)           | \$260.00   |
| 03-236  | 09-399               | Yale, FSIC, JD YA7 (7-PIN)           | \$260.00   |
| 03-234  | NEW                  | Corbin Russwin, KIL, LD CO6 (6-PIN)  | \$260.00   |
| <b>New Lever Options</b>  |                      |                                      |            |
| 47258044  | NEW                  | BOARDWALK - Closed                   | \$140.00   |
| 47258052  | NEW                  | BOARDWALK - JD                       | \$140.00   |
| 47258048  | NEW                  | BOARDWALK - PD/LD                    | \$140.00   |
| 47258040  | NEW                  | BOARDWALK - BDC/BD/GD/HD             | \$140.00   |
| 47258043  | NEW                  | BROADWAY - Closed                    | \$140.00   |
| 47258051  | NEW                  | BROADWAY - JD                        | \$140.00   |
| 47258047  | NEW                  | BROADWAY - PD/LD                     | \$140.00   |
| 47258039  | NEW                  | BROADWAY - BDC/BD/GD/HD              | \$140.00   |
| 47258045  | NEW                  | LATITUDE - Closed                    | \$140.00   |
| 47258053  | NEW                  | LATITUDE - JD                        | \$140.00   |
| 47258049  | NEW                  | LATITUDE - PD/LD                     | \$140.00   |
| 47258041  | NEW                  | LATITUDE - BDC/BD/GD/HD              | \$140.00   |
| 47258046  | NEW                  | LONGITUDE - Closed                   | \$140.00   |
| 47258054  | NEW                  | LONGITUDE - JD                       | \$140.00   |
| 47258050  | NEW                  | LONGITUDE - PD/LD                    | \$140.00   |
| 47258042  | NEW                  | LONGITUDE - BDC/BD/GD/HD             | \$140.00   |
| 47260554  | NEW                  | BOARDWALK (TACTILE) - Closed         | \$187.00   |
| 47260546  | NEW                  | BOARDWALK (TACTILE) - JD             | \$187.00   |
| 47260550  | NEW                  | BOARDWALK (TACTILE) - PD/LD          | \$187.00   |
| 47260538  | NEW                  | BOARDWALK (TACTILE) - BDC/BD/GD/HD   | \$187.00   |
| 47260553  | NEW                  | BROADWAY (TACTILE) - Closed          | \$187.00   |
| 47260545  | NEW                  | BROADWAY (TACTILE) - JD              | \$187.00   |
| 47260549  | NEW                  | BROADWAY (TACTILE) - PD/LD           | \$187.00   |
| 47260537  | NEW                  | BROADWAY (TACTILE) - BDC/BD/GD/HD    | \$187.00   |
| 47260555  | NEW                  | LATITUDE (TACTILE) - Closed          | \$187.00   |
| 47260547  | NEW                  | LATITUDE (TACTILE) - JD              | \$187.00   |
| 47260551  | NEW                  | LATITUDE (TACTILE) - PD/LD           | \$187.00   |
| 47260539  | NEW                  | LATITUDE (TACTILE) - BDC/BD/GD/HD    | \$187.00   |
| 47260556  | NEW                  | LONGITUDE (TACTILE) - Closed         | \$187.00   |
| 47260548  | NEW                  | LONGITUDE (TACTILE) - JD             | \$187.00   |
| 47260552  | NEW                  | LONGITUDE (TACTILE) - PD/LD          | \$187.00   |
| 47260540  | NEW                  | LONGITUDE (TACTILE) - BDC/BD/GD/HD   | \$187.00   |
| <b>Mortise</b>  |                      |                                      |            |
| 03-231  | 09-331               | Schlage, KIL, PD/LD                  | \$140.00   |
| 03-232  | 09-332               | Schlage, FSIC, RD/JD                 | \$140.00   |
| 03-200  | 03-000               | Schlage, SFIC, GD/BD                 | \$140.00   |
| 03-280  | 09-331               | Falcon, KIL, LD FA7 (7-PIN)          | \$148.00   |
| 03-266  | 09-366               | Corbin Russwin, FSIC, JD CO6 (6-PIN) | \$260.00   |
| 03-235  | 09-366               | Corbin Russwin, FSIC, JD CO7 (7-PIN) | \$260.00   |
| 03-244  | 09-344               | Sargent, KIL, LD SAR (6-PIN)         | \$260.00   |
| 03-277  | 09-377               | Sargent, FSIC, JD SAR (6-PIN)        | \$260.00   |
| 03-237  | 09-388               | Medeco, FSIC, JD MED (6-PIN)         | \$260.00   |

Pricing/product description subject to change without notice.

| New Part Number   | Original Part Number | Description                          | List Price |
|---|----------------------|--------------------------------------|------------|
| <b>Exterior Lever (Less Cylinder) -</b>   |                      |                                      |            |
| <b>(Select by Chassis Type, Cylinder OEM, Cylinder Type, Cylinder Detail) - (Please specify STYLE and FINISH - Example: 03-031-SPA-626)</b> |                      |                                      |            |
| <b>Mortise (Continued)</b>  |                      |                                      |            |
| 03-255  | 09-355               | Yale, FSIC, JD YA6 (6-PIN)           | \$260.00   |
| 03-236  | 09-399               | Yale, FSIC, JD YA7 (7-PIN)           | \$260.00   |
| 03-234  | NEW                  | Corbin Russwin, KIL, LD CO6 (6-PIN)  | \$260.00   |
| <b>New Lever Options</b>  |                      |                                      |            |
| 47258044  | NEW                  | BOARDWALK - Closed                   | \$140.00   |
| 47258052  | NEW                  | BOARDWALK - JD                       | \$140.00   |
| 47258048  | NEW                  | BOARDWALK - PD/LD                    | \$140.00   |
| 47258040  | NEW                  | BOARDWALK - BDC/BD/GD/HD             | \$140.00   |
| 47258043  | NEW                  | BROADWAY - Closed                    | \$140.00   |
| 47258051  | NEW                  | BROADWAY - JD                        | \$140.00   |
| 47258047  | NEW                  | BROADWAY - PD/LD                     | \$140.00   |
| 47258039  | NEW                  | BROADWAY - BDC/BD/GD/HD              | \$140.00   |
| 47258045  | NEW                  | LATITUDE - Closed                    | \$140.00   |
| 47258053  | NEW                  | LATITUDE - JD                        | \$140.00   |
| 47258049  | NEW                  | LATITUDE - PD/LD                     | \$140.00   |
| 47258041  | NEW                  | LATITUDE - BDC/BD/GD/HD              | \$140.00   |
| 47258046  | NEW                  | LONGITUDE - Closed                   | \$140.00   |
| 47258054  | NEW                  | LONGITUDE - JD                       | \$140.00   |
| 47258050  | NEW                  | LONGITUDE - PD/LD                    | \$140.00   |
| 47258042  | NEW                  | LONGITUDE - BDC/BD/GD/HD             | \$140.00   |
| 47260554  | NEW                  | BOARDWALK (TACTILE) - Closed         | \$187.00   |
| 47260546  | NEW                  | BOARDWALK (TACTILE) - JD             | \$187.00   |
| 47260550  | NEW                  | BOARDWALK (TACTILE) - PD/LD          | \$187.00   |
| 47260538  | NEW                  | BOARDWALK (TACTILE) - BDC/BD/GD/HD   | \$187.00   |
| 47260553  | NEW                  | BROADWAY (TACTILE) - Closed          | \$187.00   |
| 47260545  | NEW                  | BROADWAY (TACTILE) - JD              | \$187.00   |
| 47260549  | NEW                  | BROADWAY (TACTILE) - PD/LD           | \$187.00   |
| 47260537  | NEW                  | BROADWAY (TACTILE) - BDC/BD/GD/HD    | \$187.00   |
| 47260555  | NEW                  | LATITUDE (TACTILE) - Closed          | \$187.00   |
| 47260547  | NEW                  | LATITUDE (TACTILE) - JD              | \$187.00   |
| 47260551  | NEW                  | LATITUDE (TACTILE) - PD/LD           | \$187.00   |
| 47260539  | NEW                  | LATITUDE (TACTILE) - BDC/BD/GD/HD    | \$187.00   |
| 47260556  | NEW                  | LONGITUDE (TACTILE) - Closed         | \$187.00   |
| 47260548  | NEW                  | LONGITUDE (TACTILE) - JD             | \$187.00   |
| 47260552  | NEW                  | LONGITUDE (TACTILE) - PD/LD          | \$187.00   |
| 47260540  | NEW                  | LONGITUDE (TACTILE) - BDC/BD/GD/HD   | \$187.00   |
| <b>Exit</b>   |                      |                                      |            |
| 03-231  | 03-331               | Schlage, KIL, PD/LD                  | \$140.00   |
| 03-232  | 03-332               | Schlage, FSIC, RD/JD                 | \$140.00   |
| 03-200  | 03-300               | Schlage, SFIC, GD/BD                 | \$140.00   |
| 03-280  | 03-331               | Falcon, KIL, LD FA7 (7-PIN)          | \$148.00   |
| 03-266  | 03-366               | Corbin Russwin, FSIC, JD CO6 (6-PIN) | \$260.00   |
| 03-235  | 03-366               | Corbin Russwin, FSIC, JD CO7 (7-PIN) | \$260.00   |
| 03-244  | 03-344               | Sargent, KIL, LD SAR (6-PIN)         | \$260.00   |
| 03-277  | 03-377               | Sargent, FSIC, JD SAR (6-PIN)        | \$260.00   |
| 03-237  | 03-388               | Medeco, FSIC, JD MED (6-PIN)         | \$260.00   |
| 03-255  | 03-355               | Yale, FSIC, JD YA6 (6-PIN)           | \$260.00   |
| 03-236  | 03-399               | Yale, FSIC, JD YA7 (7-PIN)           | \$260.00   |
| 03-234  |                      | Corbin Russwin, KIL, LD CO6 (6-PIN)  | \$260.00   |
| <b>New Lever Options</b>  |                      |                                      |            |
| 47258044  | NEW                  | BOARDWALK - Closed                   | \$140.00   |
| 47258052  | NEW                  | BOARDWALK - JD                       | \$140.00   |
| 47258048  | NEW                  | BOARDWALK - PD/LD                    | \$140.00   |
| 47258040  | NEW                  | BOARDWALK - BDC/BD/GD/HD             | \$140.00   |
| 47258043  | NEW                  | BROADWAY - Closed                    | \$140.00   |
| 47258051  | NEW                  | BROADWAY - JD                        | \$140.00   |
| 47258047  | NEW                  | BROADWAY - PD/LD                     | \$140.00   |
| 47258039  | NEW                  | BROADWAY - BDC/BD/GD/HD              | \$140.00   |
| 47258045  | NEW                  | LATITUDE - Closed                    | \$140.00   |
| 47258053  | NEW                  | LATITUDE - JD                        | \$140.00   |

Pricing/product description subject to change without notice.

| New Part Number   | Original Part Number | Description                        | List Price |
|---|----------------------|------------------------------------|------------|
| <b>Exterior Lever (Less Cylinder) -</b>   |                      |                                    |            |
| <b>(Select by Chassis Type, Cylinder OEM, Cylinder Type, Cylinder Detail) - (Please specify STYLE and FINISH - Example: 03-031-SPA-626)</b> |                      |                                    |            |
| <b>New Lever Options (Continued)</b>  |                      |                                    |            |
| 47258049  | NEW                  | LATITUDE - PD/LD                   | \$140.00   |
| 47258041  | NEW                  | LATITUDE - BDC/BD/GD/HD            | \$140.00   |
| 47258046  | NEW                  | LONGITUDE - Closed                 | \$140.00   |
| 47258054  | NEW                  | LONGITUDE - JD                     | \$140.00   |
| 47258050  | NEW                  | LONGITUDE - PD/LD                  | \$140.00   |
| 47258042  | NEW                  | LONGITUDE - BDC/BD/GD/HD           | \$140.00   |
| 47260554  | NEW                  | BOARDWALK (TACTILE) - Closed       | \$187.00   |
| 47260546  | NEW                  | BOARDWALK (TACTILE) - JD           | \$187.00   |
| 47260550  | NEW                  | BOARDWALK (TACTILE) - PD/LD        | \$187.00   |
| 47260538  | NEW                  | BOARDWALK (TACTILE) - BDC/BD/GD/HD | \$187.00   |
| 47260553  | NEW                  | BROADWAY (TACTILE) - Closed        | \$187.00   |
| 47260545  | NEW                  | BROADWAY (TACTILE) - JD            | \$187.00   |
| 47260549  | NEW                  | BROADWAY (TACTILE) - PD/LD         | \$187.00   |
| 47260537  | NEW                  | BROADWAY (TACTILE) - BDC/BD/GD/HD  | \$187.00   |
| 47260555  | NEW                  | LATITUDE (TACTILE) - Closed        | \$187.00   |
| 47260547  | NEW                  | LATITUDE (TACTILE) - JD            | \$187.00   |
| 47260551  | NEW                  | LATITUDE (TACTILE) - PD/LD         | \$187.00   |
| 47260539  | NEW                  | LATITUDE (TACTILE) - BDC/BD/GD/HD  | \$187.00   |
| 47260556  | NEW                  | LONGITUDE (TACTILE) - Closed       | \$187.00   |
| 47260548  | NEW                  | LONGITUDE (TACTILE) - JD           | \$187.00   |
| 47260552  | NEW                  | LONGITUDE (TACTILE) - PD/LD        | \$187.00   |
| 47260540  | NEW                  | LONGITUDE (TACTILE) - BDC/BD/GD/HD | \$187.00   |

\*This part is shared with Schlage mechanical and defaults to the Schlage mechanical discount.

| New Part Number   | Original Part Number | Description   | List Price  |
|---|----------------------|---|-------------|
| <b>Exterior Lever (Less Cylinder), 10-Piece Bulk Pack -</b>   |                      |   |             |
| <b>(Select by Chassis Type, Cylinder OEM, Cylinder Type, Cylinder Detail) - (Please specify STYLE and FINISH - Example: K103-031-SPA-626)</b> |                      |   |             |
| <b>Cylindrical</b>  |                      |   |             |
| K103-681  | K103-031             | Schlage, KIL, PD/LD   | \$1,075.00* |
| K103-682  | K103-032             | Schlage, FSIC, RD/JD  | \$1,281.00* |
| K103-680  | K103-000             | Schlage, SFIC, GD/BD  | \$1,281.00* |
| K103-684  | K103-066             | Corbin Russwin, FSIC, JD CO6 (6-PIN)  | \$2,055.00* |
| K103-683  | K103-044             | Sargent, KIL, LD SAR (6-PIN)  | \$2,553.00* |
| K103-685  | K103-077             | Sargent, FSIC, JD SAR (6-PIN)   | \$2,055.00* |
| K103-687  | K109-388             | Medeco, FSIC, JD MED (6-PIN)  | \$2,556.00* |
| K103-686  | K103-055             | Yale, FSIC, JD YA6 (6-PIN)  | \$2,556.00* |
| K103-688  | K109-399             | Yale, FSIC, JD YA7 (7-PIN)  | \$2,556.00* |
| K103-689  | NEW                  | Falcon, KIL, LD FA7 (7-PIN)   | \$2,055.00  |
| K103-690  | 23991086 (RHO)       | Corbin Russwin, FSIC, JD CO7 (7-PIN)  | \$2,055.00  |
|   | 23991094 (SPA)       |   |             |
|   | 23991102 (TLR)       |   |             |
|   | 23991110 (8RO)       |   |             |
|   | 23991128 (8SP)       |   |             |
|   | 23991136 (8TR)       |   |             |
| <b>Mortise</b>  |                      |   |             |
| K103-681  | K109-331             | Schlage, KIL, PD/LD   | \$1,075.00* |
| K103-682  | K109-332             | Schlage, FSIC, RD/JD  | \$1,281.00* |
| K103-680  | K103-000             | Schlage, SFIC, GD/BD  | \$1,281.00* |
| K103-684  | K109-366             | Corbin Russwin, FSIC, JD CO6 (6-PIN)  | \$1,995.00* |
| K103-683  | K109-344             | Sargent, KIL, LD SAR (6-PIN)  | \$2,553.00* |
| K103-685  | K109-377             | Sargent, FSIC, JD SAR (6-PIN)   | \$2,055.00* |
| K103-687  | K109-388             | Medeco, FSIC, JD MED (6-PIN)  | \$2,556.00* |
| K103-686  | K109-355             | Yale, FSIC, JD YA6 (6-PIN)  | \$2,556.00* |
| K103-688  | K109-399             | Yale, FSIC, JD YA7 (7-PIN)  | \$2,556.00* |
| K103-689  | K109-331             | Falcon, KIL, LD FA7 (7-PIN)   | \$2,055.00  |
| K103-690  | K109-366             | Corbin Russwin, FSIC, JD CO7 (7-PIN)  | \$2,055.00  |
| <b>Exit</b>   |                      |   |             |
| K103-681  | K103-331             | Schlage, KIL, PD/LD   | \$1,075.00* |
| K103-682  | K103-332             | Schlage, FSIC, RD/JD  | \$1,281.00* |
| K103-680  | K103-000             | Schlage, SFIC, GD/BD  | \$1,281.00* |
| K103-689  | K103-331             | Falcon, KIL, LD FA7 (7-PIN)   | \$1,995.00  |
| K103-684  | K103-366             | Corbin Russwin, FSIC, JD CO6 (6-PIN)  | \$2,553.00  |
| K103-690  | K103-366             | Corbin Russwin, FSIC, JD CO7 (7-PIN)  | \$2,055.00  |
| K103-683  | K103-344             | Sargent, KIL, LD SAR (6-PIN)  | \$2,556.00* |
| K103-685  | K103-377             | Sargent, FSIC, JD SAR (6-PIN)   | \$2,556.00* |
| K103-687  | K103-388             | Medeco, FSIC, JD MED (6-PIN)  | \$2,556.00  |
| K103-686  | K103-355             | Yale, FSIC, JD YA6 (6-PIN)  | \$2,055.00* |
| K103-688  | K103-399             | Yale, FSIC, JD YA7 (7-PIN)  | \$2,055.00* |
| <b>Steel Lever Kits &amp; Parts</b>   |                      |   |             |
| Obsolete  | 24274730-AD          | Steel Lever Conversion Kit - (Includes Escutcheon Assembly, Spring Cage Assembly, Lever Rotation Stops, Screws, Instructions) - Please specify CLASS, READER, FINISH) | Obsolete    |
| Obsolete  | 47250325             | <b>Stainless Steel Set Screw for outside Steel Levers (Package of 20)</b>   | Obsolete    |

\*This part is shared with Schlage mechanical and defaults to the Schlage mechanical discount.

| Part Number  | Description   | List Price |
|--|---|------------|
| <b>Interior Rose - (Please specify FINISH - Example: 03-042-RHO-626)</b> |   |            |
| 03-042-RHO-626   | Interior Rose - (626 Finish)                        | \$125.00   |
| 03-042-RHO   | Interior Rose - (605/606/612/619/625/643e Finishes) | \$128.00   |
| 03-042-RHO-613   | Interior Rose - (613 Finish)                        | \$133.00   |

**Lock Retractor - (Select by Chassis Type, Chassis Thickness)**

|                         |   |          |
|-------------------------|---|----------|
| <b>Cylindrical</b>      |   |          |
| 46928800                | Retractor   | \$343.00 |
| <b>Mortise</b>          |   |          |
| 46928818                | 1-1/16" Narrow - (Door Thicknesses 1-3/8" to 1-5/8")  | \$441.00 |
| 46928826                | 1-1/4" Standard - (Door Thicknesses 1-3/4" to 2-3/4") | \$441.00 |
| <b>Mortise Deadbolt</b> |   |          |
| 46928834                | 1-1/16" Narrow - (Door Thicknesses 1-3/8" to 1-5/8")  | \$558.00 |
| 46928842                | 1-1/4" Standard - (Door Thicknesses 1-3/4" to 2-3/4") | \$558.00 |

**Spindle & Hub Kit - (Select by Chassis Type)**

|             |  |         |
|-------------|--|---------|
| <b>Exit</b> |  |         |
| 46929295    | Exit Spindle & Hub Kit (Includes Spindle, Spindle Cover, Spindle Hub, Tailpiece, Twisted Tailpiece, Tailpiece Spring, Pine Tree Clip, Screw) | \$42.80 |

**Spindle Spring**

|          |                                 |         |
|----------|---------------------------------|---------|
| 47256978 | Inside Spindle Spring (25 Pack) | \$79.30 |
|----------|---------------------------------|---------|

**Hub, 10-Piece Bulk Pack - (Select by Chassis Type)**

|                    |                          |          |
|--------------------|--------------------------|----------|
| <b>Cylindrical</b> |                          |          |
| 23599228           | Hub (10-Piece Bulk Pack) | \$157.00 |
| <b>Mortise</b>     |                          |          |
| 23599228           | Hub (10-Piece Bulk Pack) | \$157.00 |

**Deadbolt Thumb Turn Assembly (with E-Clip) - (Please specify FINISH - Example: 46929113-626)**

|          |  |         |
|----------|--|---------|
| 46929113 | Deadbolt Thumb Turn Assembly (with E-Clip) | \$34.40 |
|----------|--|---------|

**Strike Plate (Select by Chassis Type) - (Please specify FINISH-SHAPE and LIP - Example: 10-025-0118-0626)**

|                         |   |           |
|-------------------------|---|-----------|
| <b>Cylindrical</b>      |   |           |
| 10-025-1316             | ANSI, no box, 1-1/4" x 4-7/8", Standard with 1-3/16" Lip                                    | \$15.70*  |
| 10-025-138              | ANSI, no box, 1-1/4" x 4-7/8", Standard with 1-3/8" Lip                                     | \$45.00*  |
| 10-025-112              | ANSI, no box, 1-1/4" x 4-7/8", Standard with 1-1/2" Lip                                     | \$45.00*  |
| 10-013-118              | Square corner, T-strike, box, 1-1/8" x 2-3/4" with 1-1/8" Lip                               | \$12.20*  |
| 10-013-112              | Square corner, T-strike, box, 1-1/8" x 2-3/4" with 1-1/2" Lip                               | \$17.00*  |
| 10-016                  | Square corner, T-strike, deep box, 1-1/8" x 2-3/4" with 1-1/8" Lip Use with Fire door latch | \$16.20*  |
| K510-066                | Box ANSI strike   | \$7.40*   |
| <b>Mortise Deadbolt</b> |   |           |
| 10-072-1316             | 1-1/4" x 4-7/8" Square corner, box, standard with Lip at 1-3/16", 1", 1-1/2",               | \$22.90*  |
| 10-072-xx               | 1-1/4" x 4-7/8" Square corner, box, specify lip length (xx) as 1" or 1-1/2"                 | \$22.90*  |
| 10-072-xx               | 1-1/4" x 4-7/8" Square corner, box, specify lip length (xx) as 1", 1-3/4", or 2"            | \$59.20*  |
| 10-075                  | 1/2" Rabbeted   | \$152.00* |
| 37-015                  | Strike frame reinforcer   | \$25.80*  |

**Mortise Armor Front - (Select by Width, Door Thickness) - (Please specify FINISH: 09-663-626)**

|        |   |          |
|--------|---|----------|
| 09-663 | Armor, 1-1/4" Wide Square Corner, Latch x Auxiliary latch (for door range 1-3/4" to 2-3/4")             | \$38.10* |
| 09-666 | Armor, 1-1/4" Wide Square Corner, Latch x Auxiliary latch x Deadbolt (for door range 1-3/4" to 2-3/4")  | \$38.10* |
| 09-669 | Armor, 1-1/16" Wide Square Corner, Latch x Auxiliary latch (for door range 1-3/8" to 1-5/8")            |          |
| 09-672 | Armor, 1-1/16" Wide Square Corner, Latch x Auxiliary latch x Deadbolt (for door range 1-3/8" to 1-5/8") | \$38.10* |

\*This part is shared with Schlage mechanical and defaults to the Schlage mechanical discount.



| Part Number   | Description  | List Price |
|---|--|------------|
| <b>Door Thickness Kit - (Select by Chassis Type, Door Thickness) - (Please specify Door Thickness - Example: 23599376-134 for 1-3/4")</b> |  |            |
| <b>Cylindrical</b>  |  |            |
| 23599376-138  | 1-3/8" Door Thickness Kit (Includes Baseplate Screws, Reader Screws, Spindles, Spring, Pin Wrench, Fire Plate Screw, Shim Plates, Standoffs)   | \$168.00   |
| 23599376-112  | 1-1/2" Door Thickness Kit (Includes Baseplate Screws, Reader Screws, Spindles, Spring, Pin Wrench, Fire Plate Screw, Shim Plates, Standoffs)   | \$119.00   |
| 23599376-158  | 1-5/8" Door Thickness Kit (Includes Baseplate Screws, Reader Screws, Spindles, Spring, Pin Wrench, Fire Plate Screw, Shim Plates, Standoffs)   | \$85.70    |
| 23599376-XXX  | Door Thickness Kit (Includes Baseplate Screws, Reader Screws, Spindles, Spring, Pin Wrench, Fire Plate Screw, Shim Plates, Standoffs)<br><b>Must specify door thickness: 1-3/4" to 2-3/4" in 1/8" increments (EXAMPLE: 23599376-134 for a 1-3/4" door)</b> | \$51.50    |
| <b>Mortise</b>  |  |            |
| 23599384-138  | 1-3/8" Door Thickness Kit (Includes Baseplate Screws, Reader Screws, Spindles, Spring, Pin Wrench, Fire Plate Screw, Shim Plates, Standoffs)   | \$168.00   |
| 23599384-112  | 1-1/2" Door Thickness Kit (Includes Baseplate Screws, Reader Screws, Spindles, Spring, Pin Wrench, Fire Plate Screw, Shim Plates, Standoffs)   | \$119.00   |
| 23599384-158  | 1-5/8" Door Thickness Kit (Includes Baseplate Screws, Reader Screws, Spindles, Spring, Pin Wrench, Fire Plate Screw, Shim Plates, Standoffs)   | \$85.70    |
| 23599384-XXX  | Door Thickness Kit (Includes Baseplate Screws, Reader Screws, Spindles, Spring, Pin Wrench, Fire Plate Screw, Shim Plates, Standoffs)<br><b>Must specify door thickness: 1-3/4" to 2-3/4" in 1/8" increments (EXAMPLE: 23599384-134 for a 1-3/4" door)</b> | \$51.50    |
| <b>Decorative Plate - (Select by Size) - (Please specify FINISH - Example: 23760283-626)</b>  |  |            |
| 23631823  | 1.5" x 3.25" x .105" Decorative Plate (with Screws) - (Exit Trim)  | \$36.40    |
| 23760267  | 1.7" x 3.5" x .075" Decorative Plate (with Screws)   | \$26.70    |
| 23760283  | 3.2" x 3.5" x .075" Decorative Plate (with Screws)   | \$41.30    |
| 23760317  | 6.0" x 3.5" x .075" Decorative Plate (with Screws)   | \$62.90    |
| 23760325  | 6.6" x 3.5" x .075" Decorative Plate (with Screws)   | \$62.90    |
| 23760309  | 8.0" x 3.5" x .075" Decorative Plate (with Screws)   | \$64.30    |
| 23760291  | 8.0" x 3.5" x .075" Decorative Plate (with Screws, Welded Standoffs)   | \$87.00    |
| 23760259*   | 10.5" x 3.5" x .075" Decorative Plate (no Screws necessary) - (Under Lock)   | \$83.40    |
| 23760275*   | 12.0" x 3.5" x .075" Decorative Plate (no Screws necessary) - (Under Lock)   | \$82.60    |

\*Please consider overall Door Thickness when ordering

**Note:** Single Decorative Plate. Interior and Exterior Decorative Plates may be required.

**Note:** Decorative Plates may have multiple applications. Please see AD-Series Retrofit Template Overlay guide at [www.schlage.com/support](http://www.schlage.com/support) for more information  
Available Finishes: 626 Satin Chrome Standard. Please consult Customer Care for 605 Bright Brass or 643E Aged Bronze.

## CO-Series Parts



| Part Number   | Description  | List Price |
|---|--|------------|
| <b>Interior Shim Plate - (Please specify FINISH - Example: 23599368-626)</b>  |  |            |
| 23599368  | Interior Shim Plate (with Interior Spring Cage Spacer) - (Device is 0.063" thick)  | \$24.70    |
| <b>Exterior Shim Plate</b>  |  |            |
| 23458599  | Exterior Shim Plate - (Device is 0.063" thick)   | \$23.20    |
| <b>Door Position Switch</b>   |  |            |
| 46929121  | Door Position Switch   | \$32.50    |
| <b>Battery Holder &amp; Cover Kit - (Select by Chassis Type, Battery Capacity) - (Please specify FINISH - Example: 4B-CM-626)</b> |  |            |
| <b>Cylindrical</b>  |  |            |
| 4B-CM (23599202)  | 4AA Battery Holder & Cover Kit (Includes 4AA Battery Holder with Cable, 4AA Battery Strap, (2) Battery Strap Screws, 4AA Battery Cover, Cover Screw, Torx Cover Screw) | \$57.70    |
| <b>Mortise</b>  |  |            |
| 4B-CM (23599202)  | 4AA Battery Holder & Cover Kit (Includes 4AA Battery Holder with Cable, 4AA Battery Strap, (2) Battery Strap Screws, 4AA Battery Cover, Cover Screw, Torx Cover Screw) | \$57.70    |
| <b>Exit</b>   |  |            |
| 4B-E (23599285)   | 4AA Battery Holder & Cover Kit (Includes 4AA Battery Holder with Cable, 4AA Battery Strap, (2) Battery Strap Screws, 4AA Battery Cover, Cover Screw, Torx Cover Screw) | \$57.70    |
| <b>Battery Holder Kit</b>   |  |            |
| 46929063  | 4AA Battery Holder Kit (Includes 4AA Battery Holder with Cable, 4AA Battery Strap, Battery Strap Screws)   | \$24.70    |
| <b>Battery - (Select by Battery Type)</b>   |  |            |
| F206-488  | (4) AA Batteries   | \$11.00    |
| <b>Torx Tamper Screw Pack - (Select by Chassis Type)</b>  |  |            |
| <b>Cylindrical</b>  |  |            |
| 23631765  | Torx Tamper Screw Pack   | \$41.30    |
| <b>Mortise</b>  |  |            |
| 23631781  | Torx Tamper Screw Pack   | \$41.30    |
| <b>Exit</b>   |  |            |
| 23631799  | Torx Tamper Screw Pack   | \$33.00    |
| <b>Request-to-Exit Switch Kit</b>   |  |            |
| RX-LC   | Von Duprin RX-LC (also called SI-LC or Von Duprin part number 050281)  | \$328.00   |
| <i>Please see Falcon Price Book for Falcon AD part number 650359</i>  |  |            |
| <b>Wireless Parts</b>   |  |            |
| 47250326  | Terminal Block Kit - (Includes one power connector and ten I/O connectors) supports CT5000   | \$45.70    |
| <b>Cables</b>   |  |            |
| 23518392  | Storeroom (70) Thru-Door Cable   | \$19.00    |
| 23518384  | Privacy (40) & Office (50) Thru-Door Cable   | \$30.70    |
| 47269270  | (WARM) KEYPAD, MSK, CO, KIT  | \$38.70    |
| 47269272  | (WARM) KEYPAD, CORE, KEYPAD + PROX, CO, KIT  | \$38.70    |
| 47269170  | INSIDE PUSH BUTTON, AD/CO  | \$59.80    |
| 47267321  | CO BATTERY CABLE (5 Pack)  | \$38.70    |

Pricing/product description subject to change without notice.

|  |            |
|--|------------|
| <b>ELECTROMAGNETIC LOCKS - TABLE OF CONTENTS</b> |            |
| <b>M490 MAX SECURITY</b>                         | <b>244</b> |
| <b>M450 HIGH SECURITY</b>                        | <b>245</b> |
| <b>M420 TRAFFIC CONTROL SERIES</b>               | <b>246</b> |
| <b>M490DE DEYLAIED EGRESS SERIES</b>             | <b>247</b> |
| <b>M390RFK RETROFIT LOCK</b>                     | <b>248</b> |
| <b>FILLER PLATES AND ANGLE BRACKETS</b>          | <b>249</b> |
| <b>ELECTROMAGNETIC SPECIALTY LOCKS</b>           | <b>250</b> |
| M490G Gate Lock                                  | 250        |
| 320M MiniLine Magnet Lock                        | 250        |
| <b>GF3000 SHEAR LOCK MORTISE SERIES</b>          | <b>251</b> |
| <b>GF3000 SHEAR LOCK SURFACE SERIES</b>          | <b>252</b> |
| <b>ELECTROMAGNETIC LOCK PARTS</b>                | <b>253</b> |

**CONTACT INFORMATION FOR ELECTROMAGNETIC LOCKS**

Payment Address: Schlage Electronic Security  
 15934 Collections Center Drive  
 Chicago, IL 60693

|   |   |
|---|---|
| <b>877-671-7011</b>   |   |
| <b>Customer Service:</b>  | <b>Technical Support:</b>   |
| Order Status, Credit Returns of Non-Defective Products, General Sales Questions | Technical Questions/Issues, Returns of Defective Products, Repairs                |
| Email Orders To:<br>Order_Entry_Schlage_Commercial@allegion.com                 | Contact For Technical Assistance:<br>Electronic_Lock_TechProdSupport@allegion.com |

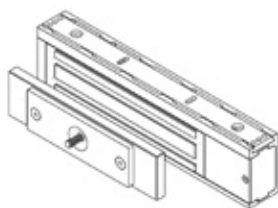
*For Electromagnetic Lock Warranty Information please see page 10.*

**Pricing/product description subject to change without notice.**

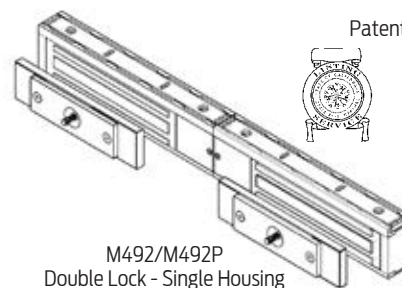
**M490 Max Security Series with Limited Lifetime Warranty on Magnetic Coil Assembly**

**Standard Features:**

- ANSI/BHMA 156.23 Grade 1
- UL 1034 listed for burglary resistance
- UL 10C listed; cUL
- UL 294 listed for access control system units
- CSFM California State Fire Marshal listed



M490/M490P  
Single Lock



M492/M492P  
Double Lock - Single Housing

Patent # 5,133,581

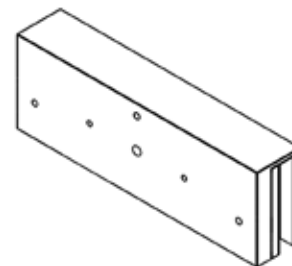
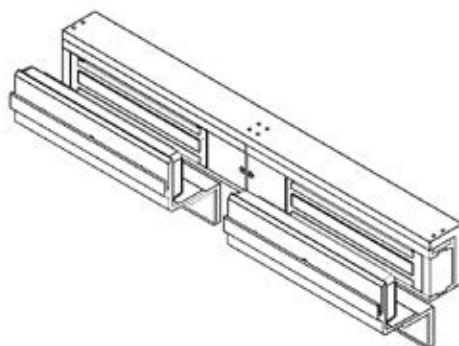
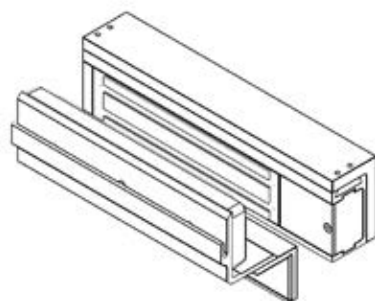


**1. Select Model**

|   | M490            | M492              |
|---|-----------------|-------------------|
| <b>Electromagnetic Lock</b><br>Automatic Voltage Selection  | <b>\$719.00</b> | <b>\$1,508.00</b> |
| <b>Electromagnetic Lock</b><br>Automatic Voltage Selection<br>Door Status Monitor (DSM), Magnetic Bond Sensor (MBS)<br>Relocking Time Delay (RTD) | <b>\$932.00</b> | <b>\$1,931.00</b> |

**2. Select Options and Accessories**

|   | M490/M490P      |                 | M492/M492P        |                 |
|---|-----------------|-----------------|-------------------|-----------------|
| <b>Anti-Tamper Switch (ATS), MBS indicator (LED)</b><br>for M490P/M492P only              | 450/490-ATS/LED | <b>\$80.10</b>  | 450/490-ATS/LED-2 | <b>\$162.00</b> |
| <b>Herculite Door Bracket</b>   | HDB490          | <b>\$362.00</b> | HDB490-2          | <b>\$727.00</b> |
| <b>Top Jamb (inswinging doors)</b>  | TJ490           | <b>\$175.00</b> | TJ492             | <b>\$352.00</b> |
| <b>M452/M492 Connector Kit.</b><br>(used to convert two (2) single mag locks to a double) | DBK450/490      |                 |                   | <b>\$66.80</b>  |



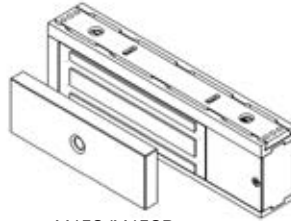
**3. Select Filler Plates and Angle Brackets - Listed on page 249**

| <b>Specifications</b>                                   | M490/M490P                     | M492/M492P                    |
|---|--------------------------------|-------------------------------|
| <b>Holding Force</b>                                    | 1500 lbs                       | 1500 lbs per door leaf        |
| <b>Input Voltage</b>                                    | 12/24 VDC                      | 12/24 VDC                     |
| <b>Current Draw</b><br>Automatic Dual Voltage 12/24 VDC | .65A @ 12 VDC<br>.35A @ 24 VDC | 1.3A @ 12 VDC<br>.7A @ 24 VDC |
| <b>Height</b>   | 3"                             | 3"                            |
| <b>Length</b>   | 12-1/2"                        | 25-1/16"                      |
| <b>Width</b>  | 3-3/4"                         | 3-3/4"                        |
| <b>Weight (Approximate)</b>                             | 14 lbs                         | 28 lbs                        |

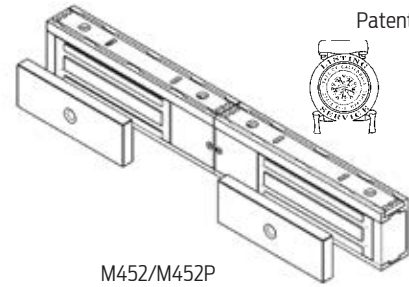
## M450 High Security Series with Limited Lifetime Warranty on Magnetic Coil Assembly

### Standard Features:

- ANSI/BHMA 156.23 Grade 1
- UL 1034 listed for burglary resistance
- UL 10C listed; cUL
- UL 294 listed for access control system units
- CSFM California State Fire Marshal listed



M450/M450P  
Single Lock



M452/M452P  
Double Lock with Single Housing

Patent # 5,133,581

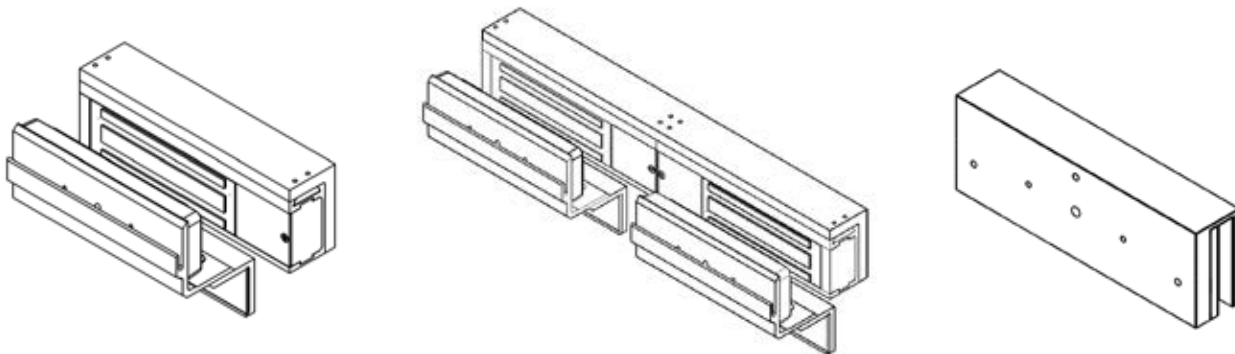


### 1. Select Model

|   | M450            | M452              |
|---|-----------------|-------------------|
| <b>Electromagnetic Lock</b><br>Automatic Voltage Selection  | <b>\$658.00</b> | <b>\$1,379.00</b> |
| <b>Electromagnetic Lock</b><br>Automatic Voltage Selection<br>Door Status Monitor (DSM), Magnetic Bond Sensor (MBS)<br>Relocking Time Delay (RTD) | <b>\$874.00</b> | <b>\$1,815.00</b> |

### 2. Select Options and Accessories

|   | M450/M450P      |                 | M452/M452P        |                 |
|---|-----------------|-----------------|-------------------|-----------------|
| <b>Anti-Tamper Switch (ATS), MBS indicator (LED)</b><br>for M450P/M452P only              | 450/490-ATS/LED | <b>\$80.30</b>  | 450/490-ATS/LED-2 | <b>\$162.00</b> |
| <b>Herculite Door Bracket</b>   | HDB450          | <b>\$362.00</b> | HDB450-2          | <b>\$727.00</b> |
| <b>Top Jamb (inswinging doors)</b>  | TJ450           | <b>\$175.00</b> | TJ452             | <b>\$352.00</b> |
| <b>M452/M492 Connector Kit.</b><br>(used to convert two (2) single mag locks to a double) | DBK450/490      |                 |                   | <b>\$66.80</b>  |



### 3. Select Filler Plates and Angle Brackets - Listed on page 249

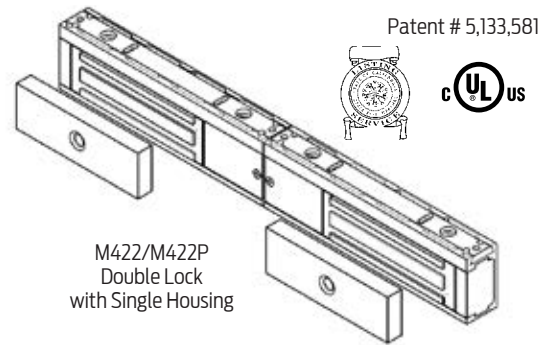
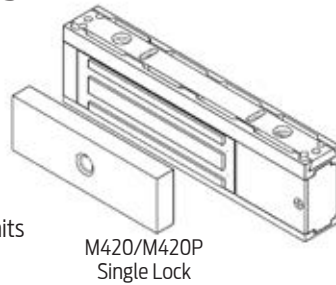
| Specifications  | M450/M450P                     | M452/M452P                      |
|---|--------------------------------|---------------------------------|
| <b>Holding Force</b>                                    | 1000 lbs                       | 1000 lbs per door leaf          |
| <b>Input Voltage</b>                                    | 12/24 VDC                      | 12/24 VDC                       |
| <b>Current Draw</b><br>Automatic Dual Voltage 12/24 VDC | .75A @ 12 VDC<br>.38A @ 24 VDC | 1.5A @ 12 VDC<br>0.75A @ 24 VDC |
| <b>Height</b>   | 3"                             | 3"                              |
| <b>Length</b>   | 10-1/4"                        | 20-9/16"                        |
| <b>Width</b>  | 1-3/4"                         | 1-3/4"                          |
| <b>Weight (Approximate)</b>                             | 10 lbs                         | 20 lbs                          |

Pricing/product description subject to change without notice.

**M420 Traffic Control Series  
with Limited Lifetime Warranty  
on Magnetic Coil Assembly**

**Standard Features:**

- ANSI/BHMA 156.23 Grade 1
- UL 1034 listed for burglary resistance
- UL 10C listed; cUL
- UL 294 listed for access control system units
- CSFM California State Fire Marshal listed

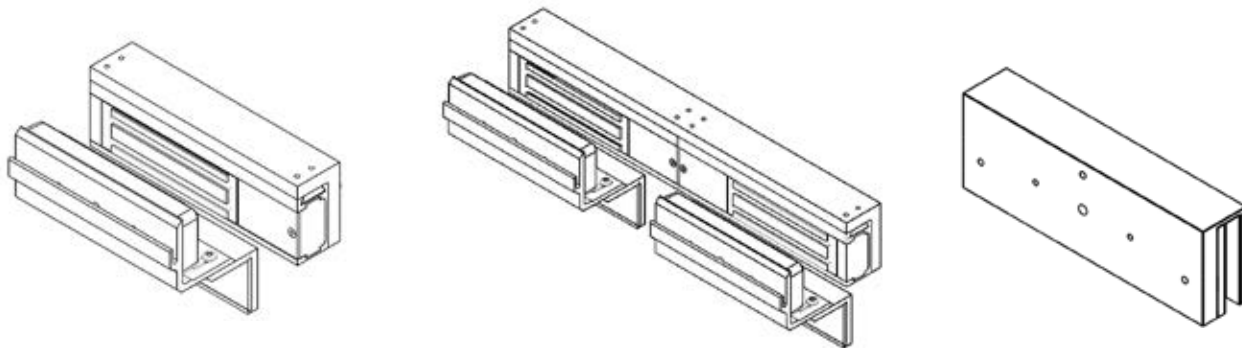


**1. Select Model**

|   | M420            | M422              |
|---|-----------------|-------------------|
| <b>Electromagnetic Lock</b><br>Automatic Voltage Selection  | <b>\$575.00</b> | <b>\$1,216.00</b> |
| <b>Electromagnetic Lock</b><br>Automatic Voltage Selection<br>Door Status Monitor (DSM), Magnetic Bond Sensor (MBS)<br>Relocking Time Delay (RTD) | <b>\$792.00</b> | <b>\$1,627.00</b> |

**2. Select Options and Accessories**

|  | M420/M420P  |                 | M422/M422P    |                 |
|--|-------------|-----------------|---------------|-----------------|
| <b>Anti-Tamper Switch (ATS), MBS indicator (LED)</b><br>for M420P/M422P only         | 420-ATS/LED | <b>\$80.30</b>  | 420-ATS/LED-2 | <b>\$162.00</b> |
| <b>Herculite Door Bracket</b>  | HDB420      | <b>\$362.00</b> | HDB420-2      | <b>\$772.00</b> |
| <b>Top Jamb (inswinging doors)</b>   | TJ420       | <b>\$175.00</b> | TJ422         | <b>\$352.00</b> |
| <b>M422 Connector Kit.</b><br>(used to convert two (2) single mag locks to a double) | DBK420      |                 |               | <b>\$66.80</b>  |



**3. Select Filler Plates and Angle Brackets - Listed on page 249**

| <b>Specifications</b>                                   | M420/M420P                     | M422/M422P                     |
|---|--------------------------------|--------------------------------|
| <b>Holding Force</b>                                    | 500 lbs                        | 500 lbs per door leaf          |
| <b>Input Voltage</b>                                    | 12/24 VDC                      | 12/24 VDC                      |
| <b>Current Draw</b><br>Automatic Dual Voltage 12/24 VDC | .75A @ 12 VDC<br>.38A @ 24 VDC | 1.5A @ 12 VDC<br>.76A @ 24 VDC |
| <b>Height</b>   | 2-1/2"                         | 2-1/2"                         |
| <b>Length</b>   | 9"                             | 18-1/16"                       |
| <b>Width</b>  | 1-3/8"                         | 1-3/8"                         |
| <b>Weight (Approximate)</b>                             | 6 lbs                          | 12 lbs                         |

Pricing/product description subject to change without notice.

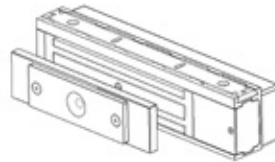
Patent #'s 6,053,546/5,479,151/5,133,581



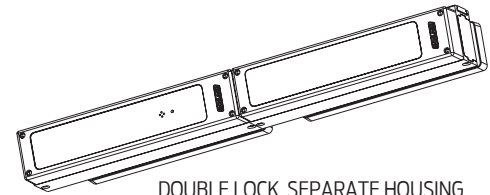
## M490DE Delayed Egress Series with Limited Lifetime Warranty on Magnetic Coil Assembly

### Standard Features

- Delayed egress with plunger switch and external switch input
- Designed to meet NFPA 101 Life Safety Code
- Automatic voltage selection
- UL294 Special locking arrangement including BOCA\*
- ANSI/BHMA 156.24
- UL 10C listed; cUL
- CSFM California State Fire Marshal listed
- Authorized release input
- On-board audible alarm
- On-board bi-color LED
- Fire alarm terminals



SINGLE LOCK



DOUBLE LOCK SEPARATE HOUSING

All 30 second delay requests, require a letter from the local fire marshal for approval or local jurisdiction.

| 1. Select Model                          | Factory Set Delay |        | Single Lock   |            | Double Lock     |            |
|--|-------------------|--------|---------------|------------|-----------------|------------|
|  | 15 sec            | 30 sec |               |            |                 |            |
| Electromagnetic Delayed Egress Lock (DE) | X                 |        | M490DE        | \$1,547.00 | M490DE-2        | \$3,028.00 |
|  |                   | X      | M490DE-30S    | \$1,600.00 | M490DE-2-30S    | \$3,081.00 |
| Delayed Egress Plus (DEP)                | X                 |        | M490DEP       | \$2,322.00 | M490DEP-2       | \$4,488.00 |
| Delayed Egress Plus (DEP)                |                   | X      | M490DEP-30S   | \$2,374.00 | M490DEP-2-30S   | \$4,952.00 |
| Delayed Egress Plus, BOCA (DEP-BC)       | X                 |        | M490DEP-BC    | \$2,322.00 | M490DEP-2-BC    | \$4,488.00 |
| Delayed Egress Plus, BOCA (DEP-BC)       |                   | X      | M490DEP-BC30S | \$2,374.00 | M490DEP-2-BC30S | \$4,540.00 |

\* Plus (P): Door Status Monitor (DSM), Magnetic Bond Sensor (MBS), Relocking Time Delay (RTD)

\* For BOCA option please contact Customer Care, only available on Plus (P) models

\*PCB Kits (:15, :30 second) are sold separate for in-field updates. See parts section for M490DE, M490DEP and M490DEP BOCA kits.

\* All 30 second delay requests (product / PCB kits), require a letter from the local fire marshal for approval or local jurisdiction.

### 2. Select Options and Accessories

|                                | M490DE / M490DEP | M490DE-2 / M490DEP-2 |
|--------------------------------|------------------|----------------------|
| Herculite (Glass) Door Bracket | HDB490 \$362.00  | HDB490-2 \$727.00    |

### 3. Select Filler Plates and Angle Brackets - Listed on page 249

| Specifications  | M490DE/M490DEP                 | M490DE-2/M490DEP-2               |
|---|--------------------------------|----------------------------------|
| <b>Holding Force</b>                                    | 1300 lbs                       | 1300 lbs per door leaf           |
| <b>Input Voltage</b>                                    | 12/24 VDC                      | 12/24 VDC                        |
| <b>Current Draw</b><br>Automatic Dual Voltage 12/24 VDC | .75A @ 12 VDC<br>.45A @ 24 VDC | 1.25A @ 12 VDC<br>0.76A @ 24 VDC |
| <b>Height</b>   | 3"                             | 3"                               |
| <b>Length</b>   | 12-1/2"                        | 25-1/16"                         |
| <b>Width</b>  | 3-1/16"                        | 3-1/16"                          |
| <b>Weight (Approximate)</b>                             | 16 lbs                         | 32 lbs                           |

Pricing/product description subject to change without notice.

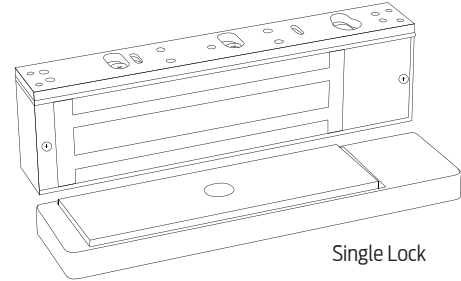
## M390RFK Retrofit Lock with Limited Lifetime Warranty on Magnetic Coil Assembly

Patent # 5,133,581

Designed to retrofit Locknetics 390+ without any additional prep.

### Standard Features:

- ANSI/BHMA 156.23 Grade 1
- UL 294 listed for access control systems units
- UL 10C listed; cUL
- CSFM California State Fire Marshal listed



Single Lock

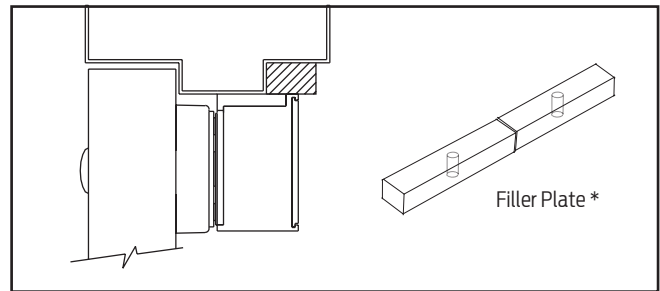
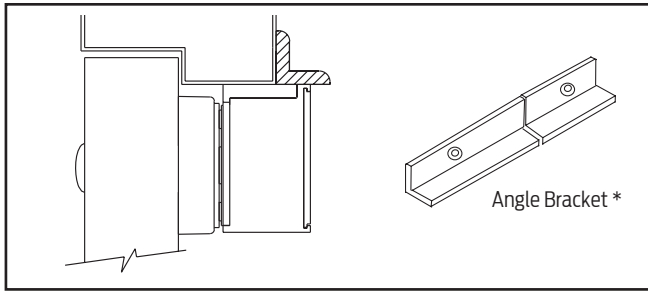
### 1. Select Model

|  | <b>M390RFK</b>  |
|--|-----------------|
| <b>Electromagnetic Lock</b><br>Automatic Voltage Selection, Magnetic Bond Sensor, Door Status Monitor, 628 satin aluminum finish | <b>\$932.00</b> |

### 2. Specifications

|   | <b>M390RFK</b>                 |
|---|--------------------------------|
| <b>Holding Force</b>                                    | 1500 lbs                       |
| <b>Input Voltage</b>                                    | 12/24 VDC                      |
| <b>Current Draw</b><br>Automatic Dual Voltage 12/24 VDC | .65A @ 12 VDC<br>.45A @ 24 VDC |
| <b>Height</b>   | 2-7/8"                         |
| <b>Length</b>   | 10-1/2"                        |
| <b>Width</b>  | 1-5/8"                         |
| <b>Weight (Approximate)</b>                             | 12.4 lbs                       |





**Angle Brackets**

| Length          | M420        |           | M450        |           |
|-----------------|-------------|-----------|-------------|-----------|
|                 | 9"          |           | 10-1/4"     |           |
| Width x Height  | Bracket No. | Price Ea. | Bracket No. | Price Ea. |
| 1" x 1"         | 4201A       | \$87.00   | 4501A       | \$87.00   |
| 1-1/2" x 1"     | 4202A       | \$93.00   | 4502A       | \$93.00   |
| 1-1/2" x 1-1/2" | 4203A       | \$98.00   | 4503A       | \$98.00   |
| 1-1/2" x 2"     | 4204A       | \$128.00  | 4504A       | \$128.00  |
| 1-1/2" x 2-1/2" | 4205A       | \$155.00  | 4505A       | \$155.00  |

**Note:** Overall lengths are cut to the appropriate magnet size.

**Angle Brackets**

| Length          | M490/M490DE |           | M490G<br>Corrosion Resistant |           |
|-----------------|-------------|-----------|------------------------------|-----------|
|                 | 12-1/2"     |           | 11"                          |           |
| Width x Height  | Bracket No. | Price Ea. | Bracket No.                  | Price Ea. |
| 1" x 1"         | 4901A       | \$87.00   | 49G1A                        | \$87.00   |
| 1-1/2" x 1"     | 4902A       | \$93.00   | 49G2A                        | \$93.00   |
| 1-1/2" x 1-1/2" | 4903A       | \$98.00   | 49G3A                        | \$98.00   |
| 1-1/2" x 2"     | 4904A       | \$128.00  | 49G4A                        | \$128.00  |
| 1-1/2" x 2-1/2" | 4905A       | \$155.00  | 49G5A                        | \$155.00  |

**NOTE:** Overall lengths are cut to the appropriate magnet size.

**Filler Plates**

| Length         | M420      |           | M450      |           |
|----------------|-----------|-----------|-----------|-----------|
|                | 9"        |           | 10-1/4"   |           |
| Width x Height | Plate No. | Price Ea. | Plate No. | Price Ea. |
| 1-1/4" x 1/8"  | 4201F     | \$73.50   | 4501F     | \$73.50   |
| 1-1/4" x 1/4"  | 4202F     | \$73.50   | 4502F     | \$73.50   |
| 1-1/4" x 3/8"  | 4203F     | \$81.50   | 4503F     | \$81.50   |
| 1-1/4" x 1/2"  | 4204F     | \$81.50   | 4504F     | \$81.50   |
| 1-1/4" x 5/8"  | 4205F     | \$81.50   | 4505F     | \$81.50   |
| 3/4" x 1/2"    | 4206F     | \$81.50   | 4506F     | \$81.50   |
| 3/4" x 5/8"    | 4207F     | \$92.40   | 4507F     | \$92.40   |
| 3/4" x 3/4"    | 4208F     | \$92.40   | 4508F     | \$92.40   |

**Filler Plates**

| Length         | M490/M490DE |           | M490G<br>Corrosion Resistant |           |
|----------------|-------------|-----------|------------------------------|-----------|
|                | 12-1/2"     |           | 11"                          |           |
| Width x Height | Plate No.   | Price Ea. | Plate No.                    | Price Ea. |
| 1-1/4" x 1/8"  | 4901F       | \$73.50   | 49G1F                        | \$73.50   |
| 1-1/4" x 1/4"  | 4902F       | \$73.50   | 49G2F                        | \$73.50   |
| 1-1/4" x 3/8"  | 4903F       | \$81.50   | 49G3F                        | \$81.50   |
| 1-1/4" x 1/2"  | 4904F       | \$81.50   | 49G4F                        | \$81.50   |
| 1-1/4" x 5/8"  | 4905F       | \$81.50   | 49G5F                        | \$81.50   |
| 3/4" x 1/2"    | 4906F       | \$81.50   | 49G6F                        | \$81.50   |
| 3/4" x 5/8"    | 4907F       | \$92.40   | 49G7F                        | \$92.40   |
| 3/4" x 3/4"    | 4908F       | \$92.40   | 49G8F                        | \$92.40   |

**Note:** When ordering 422, 452 or 492 two Angle Brackets or Filler Plates are required.  
Double bracket part # is no longer available convert two single brackets.

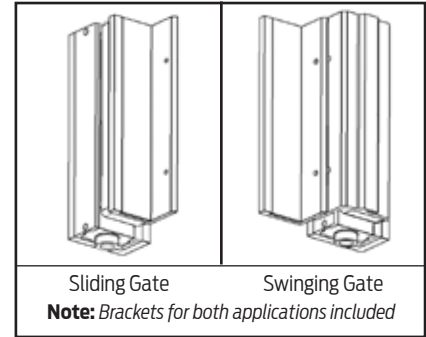
Pricing/product description subject to change without notice.

## M490G Gate Lock

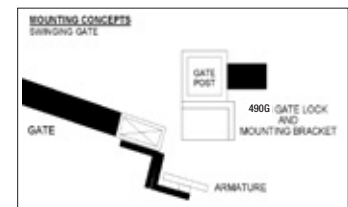
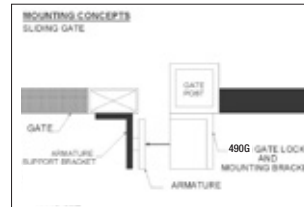
with Limited Lifetime Warranty on Magnetic Coil Assembly

**Standard Features**

- Includes - universal mounting brackets - for swinging or sliding gate
- Special corrosion-resistant finish
- 1/2" EMT compression fitting
- Built in voltage spike suppression
- Door status monitor
- Magnetic Bond Sensor
- ANSI/BHMA 156.23, Outdoor Rated - Certified for use -31° to 151° F (-35° to 66° C)



| Specifications                           | M490G         |
|--|---------------|
| <b>Holding Force</b>                     | 1500 lbs      |
| <b>Input Voltage</b> (Standard Unit)     | 12/24 VDC     |
| <b>Current Draw</b> (Amps Standard Unit) | .65A @ 12 VDC |
| <b>Dual Voltage Field Selectable</b>     | .35A @ 24 VDC |
| <b>Height</b>                            | 3"            |
| <b>Length</b>                            | 11"           |
| <b>Width</b>                             | 1-3/4"        |
| <b>Weight</b> (Approximate)              | 14 lbs        |



### 1. Select Model

|       |           |          |
|-------|-----------|----------|
| M490G | Gate Lock | \$727.00 |
|-------|-----------|----------|

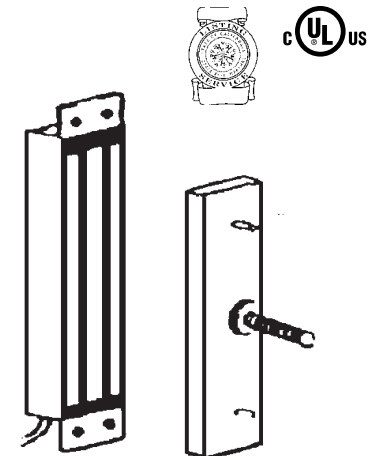
## 320M MiniLine Magnet Lock

### with Limited Lifetime Warranty on Magnetic Coil Assembly

**Standard Features**

- Mortise mount for sliding doors
- Includes mounting tabs and armature mounting block
- Door status monitor and Magnetic Bond Sensor
- Adjustable relocking delay
- UL 10C listed; cUL
- CSFM California State Fire Marshal listed

| Specifications                  | 320M                                 |
|---------------------------------|--------------------------------------|
| <b>Holding Force</b>            | 400 lbs. @ 12 VDC; 550 lbs. @ 24 VDC |
| <b>Input Voltage</b>            | 12/24 VDC                            |
| <b>Current Draw</b>             | .23A @ 12 VDC                        |
| (Dual Voltage Field Selectable) | .45A @ 24 VDC                        |
| <b>Height</b>                   | 1-3/8"                               |
| <b>Length</b>                   | 7"                                   |
| <b>Width</b>                    | 1-7/8"                               |
| <b>Weight</b> (Approximate)     | 6 lbs                                |



**Note:** For Wood Frames: Due to higher ambient operating temperatures, it is **REQUIRED** that the 12 VDC configuration be used.

### 1. Select Model

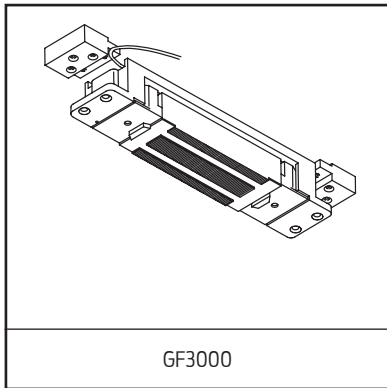
|      |           |          |
|------|-----------|----------|
| 320M | Mini Line | \$618.00 |
|------|-----------|----------|

## GF3000 Shear Lock Mortise Series with Limited Lifetime Warranty on Magnetic Coil Assembly

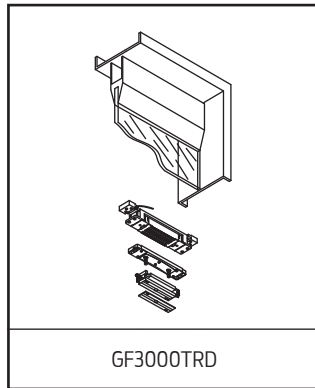
Patent # 6,611,414

### Standard Features

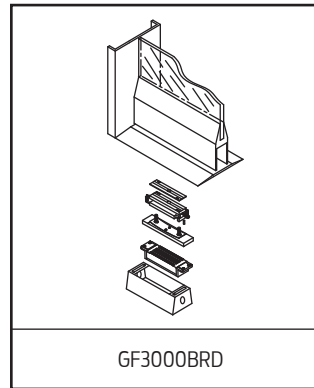
- Microprocessor controlled
- Built-in auto relocking switch (ARS)
- Jump 1/4" gap - no in-rush current (noticeable noise level when connecting)
- Automatic voltage selection 12 VDC or 24 VDC
- Cool temperature regulator
- Adjustable time delay: 1-30 sec. from face of magnet
- ANSI/BHMA 156.23
- UL 10C listed; cUL
- CSFM California State Fire Marshal listed



GF3000



GF3000TRD



GF3000BRD

### 1. Select Model

|                  |  |                   |
|------------------|--|-------------------|
| <b>GF3000</b>    | <b>Standard Unit</b><br>Adjustable from top edge of door   | <b>\$1,153.00</b> |
| <b>GF3000TRD</b> | <b>Top Rail Door</b><br>Mounting assembly which provides armature adjustment from latch edge of door<br>Recommended with zero clearance condition between top of door and ceiling      | <b>\$1,584.00</b> |
| <b>GF3000BRD</b> | <b>Bottom Rail Door</b><br>Mounting assembly to mortise armature into bottom rail of door<br>Magnet is installed in floor/threshold<br>Provides solution when no top rail is available | <b>\$1,700.00</b> |

### 2. Select Options

|                |  |                 |
|----------------|--|-----------------|
| <b>DSM/MBS</b> | Door Status Monitor/Magnetic Bond Sensor | <b>\$283.00</b> |
|----------------|--|-----------------|

### Specifications

|                             |                                  |
|-----------------------------|----------------------------------|
| <b>Holding Force</b>        | 3000 lbs                         |
| <b>Current Draw</b>         | 0.90A @ 12 VDC<br>0.45A @ 24 VDC |
| <b>Lock Size</b>            | 9-1/2" L x 1-1/2" W x 1-1/2" H   |
| <b>Weight (Approximate)</b> | 7 lbs                            |
| <b>w/ Mounting Tabs</b>     | 11-9/16" L x 1-1/2" W x 1-1/2" H |
| <b>Armature</b>             | 8-3/8" L x 1-3/8" W x 1/2" D     |
| <b>Armature Bracket</b>     | 10-5/8" L x 1-3/8" W x 1" D      |

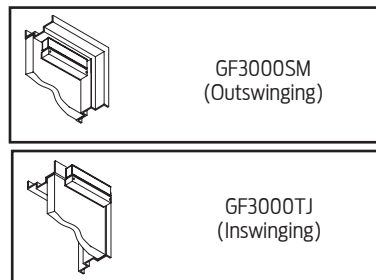
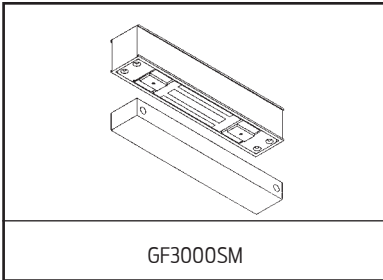
**Note:** Filtered, regulated power supply recommended. See PS900 Series Power Supplies.

Pricing/product description subject to change without notice.

## GF3000 Shear Lock Surface Series with Limited Lifetime Warranty on Magnetic Coil Assembly

### Standard Features

- Microprocessor controlled
- Built in auto relocking switch (ARS)
- Jump 1/4" gap - no in-rush current (noticeable noise when connecting)
- Automatic voltage selection 12 VDC or 24 VDC
- Cool temperature regulator
- Adjustable time delay, 0-30 sec. from face of magnet
- Satin black, anodized housing (not available in special finishes)
- ANSI/BHMA 156.23
- UL 10C listed; cUL
- CSFM California State Fire Marshal listed



### 1. Select Model

|                 |   |                   |
|-----------------|---|-------------------|
| <b>GF3000SM</b> | <b>Standard Unit</b> (outswinging doors)<br>Adjustable from top edge of armature.<br>Finish plates available in 628 Satin Aluminum, Clear Anodized Finish                                 | <b>\$1,405.00</b> |
| <b>GF3000TJ</b> | <b>Top Jamb Unit</b> (inswinging doors)<br>Magnet mounts on inside top jamb. Adjustable from top edge of armature<br>Finish plates available in 628 Satin Aluminum, Clear Anodized Finish | <b>\$1,405.00</b> |

### 2. Select Options

|                |  |                 |
|----------------|--|-----------------|
| <b>DSM/MBS</b> | Door Status Monitor/Magnetic Bond Sensor | <b>\$283.00</b> |
|----------------|--|-----------------|

**Note:** Housing available in satin black, anodized (335) finish only

### Specifications

|                             |                                  |
|-----------------------------|----------------------------------|
| <b>Holding Force</b>        | 3000 lbs                         |
| <b>Current Draw</b>         | 0.90A @ 12 VDC<br>0.45A @ 24 VDC |
| <b>Lock Housing</b>         | 9-13/16" L x 1-1/4" W x 1-1/2" H |
| <b>Armature Housing</b>     | 8-3/8" L x 1-3/8" W x 1/2" D     |
| <b>Weight</b> (Approximate) | 9 lbs (SM, TJ suffix)            |

**Note:** Filtered, regulated power supply recommended See 900 Series Power Supplies

| Part Number | Description   | List       |
|-------------|---|------------|
| P44488484   | PCB ASSY BASIC - w/ Tape  | \$141.00   |
| P44488492   | PCB ASSY PLUS - w/ Tape   | \$256.00   |
| P23561665   | M490 MTG PLATE  | \$68.50    |
| P23561954   | M450 MTG PLATE  | \$63.20    |
| P23561962   | M420 MTG PLATE  | \$57.00    |
| P44487825   | M490 DEL 2 CABLE ASSY   | \$128.00   |
| P390498     | SEX NUTS 5/16 INSIDE THREAD - 1-3/4" DOOR                                     | \$17.00    |
| P390498-2   | SEX NUTS 5/16 INSIDE THREAD - 1-1/2" DOOR                                     | \$82.30    |
| P390498-5   | SEX NUTS 5/16 INSIDE THREAD - 2" DOOR   | \$113.00   |
| P390498-6   | SEX NUTS 5/16 INSIDE THREAD - 2-1/8" DOOR                                     | \$134.00   |
| P390498-7   | SEX NUTS 5/16 INSIDE THREAD - 2-1/4" DOOR                                     | \$134.00   |
| P390498-8   | SEX NUTS 5/16 INSIDE THREAD - 2-3/8" DOOR                                     | \$135.00   |
| P390498-9   | SEX NUTS 5/16 INSIDE THREAD - 2-1/2" DOOR                                     | \$136.00   |
| P390498-11  | SEX NUTS 5/16 INSIDE THREAD - 2-3/4" DOOR                                     | \$152.00   |
| P44489342   | Armature TJ Fastener Pack   | \$16.50    |
| P23566821   | Magnetic TJ Fastener Pack   | \$16.50    |
| P44489110   | 490 Armature Mounting Fastener Pack   | \$23.20    |
| P44489128   | 450/420 Armature Mounting Fastener Pack                                       | \$30.60    |
| P44488377   | 490/450 DBK - Double Magnet Connector Kit (Screw Mounting Pack Sold Separate) | \$82.60    |
| P44488286   | 420 DBK - Double Magnet Connector Kit (Screw Mounting Pack Sold Separate)     | \$82.60    |
| P23879471   | DE Cover Security Screw Pack  | \$24.60    |
| P23841067   | M450/490 Cover Plate Kit  | \$16.50    |
| P23841075   | M420 Cover Plate Kit  | \$16.50    |
| P23840283   | M420 Mag MTG Pack   | \$16.50    |
| P23840291   | M490/450 Mag MTG Pack   | \$16.50    |
| P23840911   | M490DE PCB Cover Kit  | \$87.10    |
| P23840929   | M490DE-S Cover Kit  | \$78.80    |
| P23840937   | M490DEP PCB Kit (:15 Sec. Delay)  | \$728.00   |
| P47261542   | M490DEP PCB Kit (:30 Sec Delay)   | \$749.00   |
| P23840945   | M490DE PCB Kit (:15 Sec. Delay)   | \$586.00   |
| P47261543   | M490DE PCB Kit (:30 Sec Delay)  | \$607.00   |
| P47244950   | M490DE Arm Mount Fast Pack  | \$20.40    |
| P44487817   | M490DE Cover Plate Assembly   | \$48.60    |
| P23840952   | M490DEP BOCA PCB Kit (:15 Sec. Delay)   | \$315.00   |
| P47261544   | M490DEP BOCA PCB Kit (:30 Sec Delay)  | \$339.00   |
| P23841208   | HDB SCREW Kit   | \$16.50    |
| P23850357   | Screw Pack - M400 Series Filler Plate - Angle Bracket                         | \$44.80    |
| P23566359   | M490 Armature Housing Assembly  | \$89.60    |
| P23561996   | M450 Armature Housing Assembly  | \$84.90    |
| P23566888   | M420 Armature Housing Assembly  | \$83.40    |
| P23561707   | M490 Armature   | \$256.00   |
| P44489318   | M450 Armature   | \$119.00   |
| P23562025   | M420 Armature   | \$90.60    |
| P44487767   | M490DEL Armature  | \$263.00   |
| P44488443   | M490DE Basic Slave (DE Slave only)  | \$1,480.00 |
| P44488468   | M490DEP Plus Slave (DE Plus Slave only)                                       | \$2,166.00 |
| P280037     | GF3000 Armature Mounting Assembly TRD & BRD                                   | \$191.00   |
| P280043     | GF3000BR Threshold Box  | \$37.20    |
| P280052     | GF3000BRD Armature Assembly   | \$130.00   |
| P280053     | GF3000BRD Mounting Hardware Pack  | \$22.60    |
| P280055     | GF3000BRD Switch Kit ARSM   | \$36.10    |
| P280113     | GF3000 Magnet Bracket   | \$47.80    |
| P280120     | GF3000 Armature   | \$128.00   |
| P280124     | GF3000 Armature Bracket   | \$40.30    |
| P280130-2   | GF3000 Control Module   | \$370.00   |
| P280135     | GF3000 Mounting Hardware Pack   | \$65.80    |
| P280147     | GF3000TRD Armature Assembly   | \$167.00   |
| P300000     | GF3000BRD Connector Assembly  | \$11.60    |
| P300001     | GF3000 & TRD Connector Assembly   | \$242.00   |
| P679024     | GF3000 DSM Switch   | \$160.00   |

Pricing/product description subject to change without notice.



|   |            |
|---|------------|
| <b>POWER SUPPLIES - TABLE OF CONTENTS</b>     |            |
| <b>PS902 POWER SUPPLIES AND OPTION BOARDS</b> | <b>256</b> |
| <b>PS904 POWER SUPPLIES AND OPTION BOARDS</b> | <b>257</b> |
| <b>PS906 POWER SUPPLIES AND OPTION BOARDS</b> | <b>258</b> |

**CONTACT INFORMATION FOR POWER SUPPLIES & ACCESSORIES**

Payment Address: Schlage Electronic Security  
 15934 Collections Center Drive  
 Chicago, IL 60693

|   |   |
|---|---|
| <b>877-671-7011</b>   |   |
| <b>Customer Service:</b>  | <b>Technical Support:</b>   |
| Order Status, Credit Returns of Non-Defective Products, General Sales Questions | Technical Questions/Issues, Returns of Defective Products, Repairs                |
| Email Orders To:<br>Order_Entry_Schlage_Commercial@allegion.com                 | Contact For Technical Assistance:<br>Electronic_Lock_TechProdSupport@allegion.com |

*For Power Supply Warranty Information please see page 12.*

**Pricing/product description subject to change without notice.**


# PS902 Power Supplies

2A @ 12/24 VDC – field selectable



## Standard Features

- UL 294 Listed for Access Control
- Class2 rated power limited output
- Universal 120-240 VAC input
- Regulated and filtered DC outputs
- AC input and DC output LED indications
- Fire alarm relay and battery backup board attach to main board
- 1 Plug and play connector for optional distribution boards
- AC input status indication on outside cover
- AC status monitor
- 14" H x 12" W x 4" D enclosure



### 1. Select Power Supply

|              |  |                 |
|--------------|--|-----------------|
| <b>PS902</b> | Base Power Supply (2A @ 12/24 VDC- field selectable) (approx. weight: 9 lbs)<br>-PS902 is able to accept a total of one optional distribution board, plus one fire alarm relay along with one battery backup board and up to two 7A/hr batteries | <b>\$286.00</b> |
|--------------|--|-----------------|

### 2. Select Optional Distribution Board with or without FA (Fire Alarm Relay)

|           |   |                 |
|-----------|---|-----------------|
| <b>1.</b> | 900-4R - 4 independently controlled relays  | <b>\$192.00</b> |
| <b>1.</b> | 900-4R FA - 4 independently controlled relays with FA   | <b>\$260.00</b> |
| <b>2.</b> | 900-2RS - 2 relay EL panic device control board   | <b>\$177.00</b> |
| <b>2.</b> | 900-2RS FA - 2 relay output with FA   | <b>\$245.00</b> |
| <b>3.</b> | 900-4RL - 4 relay board with integrated logic for controlling security interlocks, auto operators, and time delays            | <b>\$524.00</b> |
| <b>3.</b> | 900-4RL FA - 4 relay board with integrated logic for controlling security interlocks, auto operators, and time delays with FA | <b>\$592.00</b> |
| <b>4.</b> | 900-8F - 8 fuse protected outputs   | <b>\$68.00</b>  |
| <b>4.</b> | 900-8F FA - 8 fuse protected outputs with FA  | <b>\$136.00</b> |
| <b>5.</b> | 900-8P - 8 PTC protected outputs  | <b>\$68.00</b>  |
| <b>5.</b> | 900-8P FA - 8 PTC protected outputs with FA   | <b>\$136.00</b> |

\* Fire alarm relay requires option board installation. If PS906 with fire alarm input only is desired, order 900-8P FA

### 3. Select Other Power Supply Options

|           |   |                 |
|-----------|---|-----------------|
| <b>1.</b> | 900-BBK - Battery Backup Kit (includes two 7A/hr batteries)   | <b>\$274.00</b> |
| <b>1.</b> | 900-BB - Battery Backup Board only (sold separately)  | <b>\$137.00</b> |
| <b>1.</b> | 900-BAT - Backup Battery Pack Two (2) 7A/hr batteries (sold separately)   | <b>\$137.00</b> |
| <b>2.</b> | 900-FA - Fire Alarm Relay (EIR) module is a plug-in relay to provide an interface with fire or other emergency override systems *may be installed directly on main board, or may be used with optional distribution board | <b>\$68.00</b>  |
| <b>3.</b> | 900-KL - Key Lock   | <b>\$43.70</b>  |
| <b>4.</b> | BAA-BAA Compliant Product   | <b>\$43.70</b>  |

BAA compliant products must have the cover letter On page 311 included with the order. Failure to use this cover letter will result in the customer receiving non-BAA compliant product with no recourse for an RMA or refund. BAA compliant product requires a longer lead time, please contact customer service for details.

**Note:** PS902 power supplies require connection to AC line voltage. Installation and all electrical connections (high and low voltage) should be performed by a qualified electrical contractor.




# PS904 Power Supplies

4A @ 12/24 VDC – field selectable



## Standard Features

- UL 294 Listed for Access Control
- Class2 rated power limited output
- Universal 120-240 VAC input
- Regulated and filtered DC outputs
- AC input and DC output LED indications
- Battery backup board attaches to main board
- 2 Plug and play connectors for optional distribution boards
- AC input status indication on outside cover
- AC status monitor
- 14" H x 12" W x 4" D enclosure



## 1. Select Power Supply

|              |   |                 |
|--------------|---|-----------------|
| <b>PS904</b> | Base Power Supply (4A @ 12/24 VDC- field selectable) (approx. weight: 11 lbs)<br>PS904 is able to accept a total of two optional distribution boards, plus one battery backup board and up to two 7A/hr batteries | <b>\$546.00</b> |
|--------------|---|-----------------|

## 2. Select Optional Distribution Board with or without FA (Fire Alarm Relay)

|           |   |                 |
|-----------|---|-----------------|
| <b>1.</b> | 900-4R - 4 independently controlled relays  | <b>\$192.00</b> |
| <b>1.</b> | 900-4R FA - 4 independently controlled relays with FA   | <b>\$260.00</b> |
| <b>2.</b> | 900-2RS - 2 relay EL panic device control board   | <b>\$177.00</b> |
| <b>2.</b> | 900-2RS FA - 2 relay output with FA   | <b>\$245.00</b> |
| <b>3.</b> | 900-4RL - 4 relay board with integrated logic for controlling security interlocks, auto operators, and time delays            | <b>\$524.00</b> |
| <b>3.</b> | 900-4RL FA - 4 relay board with integrated logic for controlling security interlocks, auto operators, and time delays with FA | <b>\$592.00</b> |
| <b>4.</b> | 900-8F - 8 fuse protected outputs   | <b>\$68.00</b>  |
| <b>4.</b> | 900-8F FA - 8 fuse protected outputs with FA  | <b>\$136.00</b> |
| <b>5.</b> | 900-8P - 8 PTC protected outputs  | <b>\$68.00</b>  |
| <b>5.</b> | 900-8P FA - 8 PTC protected outputs with FA   | <b>\$136.00</b> |

\* Fire alarm relay requires option board installation. If PS904 with fire alarm input only is desired, order 900-8P FA

## 3. Select Other Power Supply Options

|           |   |                 |
|-----------|---|-----------------|
| <b>1.</b> | 900-BBK - Battery Backup Kit (includes two 7A/hr batteries)             | <b>\$274.00</b> |
| <b>1.</b> | 900-BB - Battery Backup Board only (sold separately)                    | <b>\$137.00</b> |
| <b>1.</b> | 900-BAT - Backup Battery Pack Two (2) 7A/hr batteries (sold separately) | <b>\$137.00</b> |
| <b>2.</b> | 900-KL - Key Lock   | <b>\$43.70</b>  |
| <b>3.</b> | BAA-BAA Compliant Product   | <b>\$43.70</b>  |

BAA compliant products must have the cover letter On page 311 included with the order. Failure to use this cover letter will result in the customer receiving non-BAA compliant product with no recourse for an RMA or refund. BAA compliant product requires a longer lead time, please contact customer service for details.

**Note:** PS904 power supplies require connection to AC line voltage. Installation and all electrical connections (high and low voltage) should be performed by a qualified electrical contractor.


## PS906 Power Supplies

6A @ 12/24 VDC – field selectable



### Standard Features

- UL 294 Listed for Access Control
- Class 2 rated power limited output when paired with 8P option board
- Universal 120-240 VAC input
- Regulated and filtered DC outputs
- AC input and DC output LED indications
- Battery backup board attaches to main board
- 3 Plug and play connectors for optional distribution boards
- AC input status indication on outside cover
- AC status monitor
- 14" H x 12" W x 4" D enclosure



### 1. Select Power Supply

|              |  |                 |
|--------------|--|-----------------|
| <b>PS906</b> | Base Power Supply (6A @ 12/24 VDC- field selectable) (approx. weight: 7 lbs) PS906 is able to accept three optional distribution boards or two optional boards with battery backup board and two 7A/hr batteries | <b>\$847.00</b> |
|--------------|--|-----------------|

### 2. Select Optional Distribution Board with or without FA (Fire Alarm Relay)

|           |   |                 |
|-----------|---|-----------------|
| <b>1.</b> | 900-4R - 4 independently controlled relays  | <b>\$192.00</b> |
| <b>1.</b> | 900-4R FA - 4 independently controlled relays with FA   | <b>\$260.00</b> |
| <b>2.</b> | 900-2RS - 2 relay EL panic device control board   | <b>\$177.00</b> |
| <b>2.</b> | 900-2RS FA - 2 relay output with FA   | <b>\$245.00</b> |
| <b>3.</b> | 900-4RL - 4 relay board with integrated logic for controlling security interlocks, auto operators, and time delays            | <b>\$524.00</b> |
| <b>3.</b> | 900-4RL FA - 4 relay board with integrated logic for controlling security interlocks, auto operators, and time delays with FA | <b>\$592.00</b> |
| <b>4.</b> | 900-8F - 8 fuse protected outputs   | <b>\$68.00</b>  |
| <b>4.</b> | 900-8F FA - 8 fuse protected outputs with FA  | <b>\$136.00</b> |
| <b>5.</b> | 900-8P - 8 PTC protected outputs  | <b>\$68.00</b>  |
| <b>5.</b> | 900-8P FA - 8 PTC protected outputs with FA   | <b>\$136.00</b> |

### 3. Select Other Power Supply Options

|           |  |                 |
|-----------|--|-----------------|
| <b>1.</b> | 900-BBK - Battery Backup Kit (includes two 7A/hr batteries)<br><i>*Can not be used if 3rd distribution board is installed*</i> | <b>\$274.00</b> |
| <b>1.</b> | 900-BB - Battery Backup Board only (sold separately)   | <b>\$137.00</b> |
| <b>1.</b> | 900-BAT - Backup Battery Pack Two (2) 7A/hr batteries (sold separately)  | <b>\$137.00</b> |
| <b>2.</b> | 900-KL - Key Lock  | <b>\$43.70</b>  |
| <b>3.</b> | BAA-BAA Compliant Product  | <b>\$43.70</b>  |

BAA compliant products must have the cover letter On page 311 included with the order. Failure to use this cover letter will result in the customer receiving non-BAA compliant product with no recourse for an RMA or refund. BAA compliant product requires a longer lead time, please contact customer service for details.

**Note:** PS906 power supplies require connection to AC line voltage. Installation and all electrical connections (high and low voltage) should be performed by a qualified electrical contractor.

**SYSTEM ACCESSORIES - TABLE OF CONENTS**

|  |            |
|--|------------|
| <b>CONSOLES AND MONITORING STATIONS</b>    | <b>260</b> |
| 8200 Series                                | 260        |
| 800 Series                                 | 260        |
| <b>ELECTRONIC ACCESS RELEASING DEVICES</b> | <b>261</b> |
| 672 TouchBar                               | 261        |
| 692 SmartBar                               | 262        |
| 672 TouchBar / 692 SmartBar Parts          | 263        |
| 600 Series Heavy Duty Pushbutton           | 264        |
| 700 Series Entry Level Pushbutton          | 266        |
| 650 Series Heavy Duty Keyswitches          | 267        |
| <b>SPECIALTY EQUIPMENT</b>                 | <b>269</b> |
| Door Position Switches                     | 269        |
| Door Cords                                 | 269        |
| <b>ACCESSORIES</b>                         | <b>270</b> |
| Electric Horns                             | 270        |
| Scanners/PIRs                              | 270        |
| 740 Series Emergency Break Glass           | 270        |
| 660 Series Surface Mini Box                | 270        |
| <b>ELECTROMECHANICAL LOCKS</b>             | <b>271</b> |
| 442S Series Cabinet Lock                   | 271        |
| PB405-PB405S PowerBolts                    | 271        |

**CONTACT INFORMATION FOR SYSTEM ACCESSORIES**

Payment Address: Schlage Electronic Security  
 15934 Collections Center Drive  
 Chicago, IL 60693

|   |   |
|---|---|
| <b>877-671-7011</b>   |   |
| <b>Customer Service:</b>  | <b>Technical Support:</b>   |
| Order Status, Credit Returns of Non-Defective Products, General Sales Questions | Technical Questions/Issues, Returns of Defective Products, Repairs                |
| Email Orders To:<br>Order_Entry_Schlage_Commercial@allegion.com                 | Contact For Technical Assistance:<br>Electronic_Lock_TechProdSupport@allegion.com |

*For System Accessories Warranty Information please see page 12.*

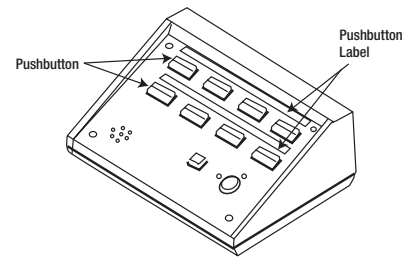
**Pricing/product description subject to change without notice.**



## 8200 Series Consoles

### Features

- Slope front design, with anodized face plate and durable housing
- Each station provides maintained or momentary SPDT pushbutton switch
- Red and green indicator lamps
- Security keyswitch
- Signaling Horn
- Alarm reset button
- 24 VDC operation
- UL 294 listed for access control system



4 or 8 zone console

### Select Model

1. Select model - last digit indicates # of zones and select pushbutton function by zone
2. Specify a switch for each zone; M (momentary) or A (alternate action, maintained)

|      | ZONE | 1   | 2   | 3   | 4   | 5   | 6   | 7   | 8   |            |
|------|------|-----|-----|-----|-----|-----|-----|-----|-----|------------|
| 8204 |      | --- | --- | --- | --- |     |     |     |     | \$1,377.00 |
| 8208 |      | --- | --- | --- | --- | --- | --- | --- | --- | \$2,423.00 |


### Replacement Parts

|         |   |          |
|---------|---|----------|
| 8200MS  | Momentary Switch Assembly                     | \$156.00 |
| 8200AS  | Alternate Action (maintained) Switch Assembly | \$156.00 |
| P810033 | 8 Zone PCB Assembly                           | \$243.00 |
| P810049 | Console Silence Button                        | \$84.80  |
| P810050 | Console Keyswitch                             | \$96.00  |

## 800 Series Remote & Local Monitoring Stations



800A



801

### Select Model

|              |   |          |
|--------------|---|----------|
| <b>800A</b>  | Remote monitoring - audible sound, 80 dB @ 2ft  | \$155.00 |
| <b>800L1</b> | Local monitoring - one LED indicator - red, green or amber  | \$77.70  |
| <b>800L2</b> | Two LED indicators - red, green or amber  | \$107.00 |
| <b>801</b>   | Local or Remote Monitoring Station (requires MBS option on locking device)  | \$287.00 |
| <b>801KS</b> | Local or Remote Monitoring Station with Keyswitch (less cylinder) for Legal Release & Reset feature (requires MBS on locking device) SPDT momentary x SPDT maintained contact arrangement | \$757.00 |

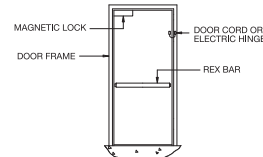


## 672 TouchBar

The 672 TouchBar is a request-to-exit device used to release electromagnetic locks. Designed for easy installation, smooth operation and maximum durability.

### Standard Features

- Pushpad with "PUSH TO EXIT" signage
- 1/4" Movement to activate switch
- Heavy-duty aluminum extrusion and powder coated zinc end caps
- Double pole, double throw switch
- UL 294 listed for access control system
- Universal mounting system for aluminum, hollow metal and wood doors (Includes self-drilling, self-tapping screws for aluminum or wood door application: RIV nuts for hollow metal door applications)
- Field reversible



REX Bar Application

### 1. Select Model

|            |   |                 |
|------------|---|-----------------|
| <b>672</b> | For aluminum, hollow metal and wood doors | <b>\$366.00</b> |
|------------|---|-----------------|

### 2. Select Door Size

|                        |                     |                 |
|------------------------|---------------------|-----------------|
| <b>36", 42" or 48"</b> | Standard door width | <b>STANDARD</b> |
|------------------------|---------------------|-----------------|

### 3. Select Finish

|            |                                     |                 |
|------------|-------------------------------------|-----------------|
| <b>628</b> | Clear Anodized Aluminum             | <b>STANDARD</b> |
| <b>313</b> | Dark Satin Bronze Anodized Aluminum | <b>\$34.80</b>  |

### 4. Select Pushpad

|            |  |                  |
|------------|--|------------------|
| <b>RD</b>  | Black pushpad with RED letters "PUSH TO EXIT"              | <b>STANDARD</b>  |
| <b>GID</b> | Black pushpad with Glow-In-The-Dark letters "PUSH TO EXIT" | <b>NO CHARGE</b> |

### 5. Select Handing

|            |                    |                  |
|------------|--------------------|------------------|
| <b>RHR</b> | Right Hand Reverse | <b>STANDARD</b>  |
| <b>LHR</b> | Left Hand Reverse  | <b>NO CHARGE</b> |

### 6. Select Option/Accessory

|            |   |                |
|------------|---|----------------|
| <b>AR</b>  | 798-18, 18" x 1/2" Armored Door Cord (less wires) in/out swinging   | <b>\$65.70</b> |
| <b>WD</b>  | Sexnut door kit for heavy-duty wood door and hollow metal door applications (includes 4 sex bolts & screws) | <b>\$85.70</b> |
| <b>SHK</b> | Aluminum Door Mounting Shim Kit (Includes brackets/shims & screws)  | <b>\$85.70</b> |

## Parts

See 672 TouchBar Parts on page 263

## Specifications

### Mechanical

- Available in standard lengths to fit 36", 42" and 48" doors
- Can also be field cut at the installation site for custom lengths

### Electrical

- Switch:** DPDT contacts rated 4A @ 30 VDC
- Wiring:** 6 Conductor Cable - 20 AWG (standard)

## 692 SmartBar



The 692 TouchBar is a request-to-exit device with no moving parts used to release electromagnetic locks. Designed for easy installation, smooth operation and maximum durability.

### Standard Features

- Push pad with "PUSH TO EXIT" signage
- Touch any point on the pushpad to release locking device
- Audible alarm
- Heavy duty aluminum extrusion and powder coated zinc end caps
- Directionally opposed infrared detection circuits
- DPDT relay
- Universal mounting system for aluminum, hollow metal and wood doors (Includes self-drilling, self-tapping screws for aluminum or wood door application: RIV nuts for hollow metal door applications)
- 798-18, 18" x 1/2" Armored door cord (798-18) shipped standard
- UL 294 listed for access control system



### 1. Select Model

|            |   |                 |
|------------|---|-----------------|
| <b>692</b> | For aluminum, hollow metal and wood doors | <b>\$665.00</b> |
|------------|---|-----------------|

### 2. Select Door Size

|                        |                     |                 |
|------------------------|---------------------|-----------------|
| <b>36", 42" or 48"</b> | Standard door width | <b>STANDARD</b> |
|------------------------|---------------------|-----------------|

### 3. Select Finish

|            |                                     |                 |
|------------|-------------------------------------|-----------------|
| <b>628</b> | Clear Anodized Aluminum             | <b>STANDARD</b> |
| <b>313</b> | Dark Satin Bronze Anodized Aluminum | <b>\$34.80</b>  |

### 4. Select Pushpad

|            |  |                  |
|------------|--|------------------|
| <b>RD</b>  | Black pushpad with RED letters "PUSH TO EXIT"              | <b>STANDARD</b>  |
| <b>GID</b> | Black pushpad with Glow-In-The-Dark letters "PUSH TO EXIT" | <b>NO CHARGE</b> |

### 5. Select Handing

|            |                    |                  |
|------------|--------------------|------------------|
| <b>RHR</b> | Right hand reverse | <b>STANDARD</b>  |
| <b>LHR</b> | Left hand reverse  | <b>NO CHARGE</b> |

### 6. Select Option/Accessory

|            |   |                |
|------------|---|----------------|
| <b>WD</b>  | Sexnut door kit (for heavy-duty wood door and hollow metal door applications) | <b>\$85.70</b> |
| <b>SHK</b> | Aluminum Door Mounting Shim Kit (Includes brackets/shims & screws)            | <b>\$85.70</b> |

## Parts

See 692 TouchBar Parts on page 263

## Specifications

### Mechanical

- Available in standard lengths to fit 36", 42" and 48" doors
- Can also be field cut at the installation site

### Electrical

- Input Voltage:** 12 or 24 VDC. Maximum current draw .50A
- Contact Rating:** 4A @ 30 VDC
- Wiring:** 8 Conductor Cable - 20 AWG - 6 ft long

**672 / 692 Shared Parts**

|             |                             |                 |
|-------------|-----------------------------|-----------------|
| P972797     | CHAN END CAP BRKT - 672/692 | <b>\$101.00</b> |
| P972792     | Exit Insert - Red           | <b>\$96.00</b>  |
| P972791     | Exit Plate - Black          | <b>\$96.00</b>  |
| P900256     | Mounting Screw Pack 672/692 | <b>\$96.00</b>  |
| P900257-628 | REX SNB KIT QTY-4 US32D     | <b>\$96.00</b>  |
| P900257-313 | REX SNB KIT QTY-4 SP313     | <b>\$96.00</b>  |
| P900275-BLK | Spacer Adaptor - Black      | <b>\$113.00</b> |
| P900275-GRY | Spacer Adaptor - Gray       | <b>\$113.00</b> |
| P972772-313 | Standard Pushbar-36-313     | <b>\$164.00</b> |
| P972772-628 | Standard Pushbar-36-628     | <b>\$164.00</b> |
| P972773-313 | Standard Pushbar-42-313     | <b>\$164.00</b> |
| P972773-628 | Standard Pushbar-42-628     | <b>\$164.00</b> |
| P972774-313 | Standard Pushbar-48-313     | <b>\$164.00</b> |
| P972774-628 | Standard Pushbar-48-628     | <b>\$164.00</b> |

**672 Parts**

|             |                                 |                 |
|-------------|---------------------------------|-----------------|
| P972766-628 | 672 Cover Plate - 36"- 628      | <b>\$125.00</b> |
| P972767-313 | 672 Cover Plate - 42"- 313      | <b>\$125.00</b> |
| P972767-628 | 672 Cover Plate - 42"- 628      | <b>\$125.00</b> |
| P972768-313 | 672 Cover Plate - 48"- 313      | <b>\$125.00</b> |
| P972768-628 | 672 Cover Plate - 48"- 628      | <b>\$125.00</b> |
| P972784-BLK | 672 Channel End Cap - Black 672 | <b>\$102.00</b> |
| P972784-GRY | 672 Channel End Cap             | <b>\$102.00</b> |
| P114281     | PCB Assembly DPDT 672           | <b>\$204.00</b> |

**692 Parts**

|             |                                   |                 |
|-------------|-----------------------------------|-----------------|
| P692001     | 692 Beam Housing Assembly - Black | <b>\$175.00</b> |
| P114285     | Control Board Assy - 692          | <b>\$340.00</b> |
| P972769-313 | 692 Cover Plate - 36"- 313        | <b>\$125.00</b> |
| P972769-628 | 692 Cover Plate - 36"- 628        | <b>\$125.00</b> |
| P972770-313 | 692 Cover Plate - 42"- 313        | <b>\$125.00</b> |
| P972770-628 | 692 Cover Plate - 42"- 628        | <b>\$125.00</b> |
| P972771-313 | 692 Cover Plate - 48"- 313        | <b>\$125.00</b> |
| P972771-628 | 692 Cover Plate - 48"- 628        | <b>\$125.00</b> |
| P114287     | 692 Wire Harness - 6 Ft           | <b>\$130.00</b> |
| P114284     | End Cap PCB Cable Assy - 692      | <b>\$102.00</b> |

## 600 Series Heavy Duty Pushbuttons

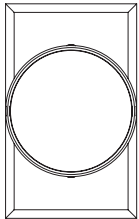
3A@30 VDC, Momentary (Standard) contacts



621  
623



621-NS  
623-NS



625



625-NS

### 1. Select Model

| Product No.  | Cover Plate     | Cone        | Button |   |          |
|--------------|-----------------|-------------|--------|---|----------|
| 621AL        | Stainless Steel | Plastic     | 1-1/4" | Aluminum  | \$214.00 |
| 621AL EX     | 2-3/4" x 4-1/2" | Translucent | 1-1/4" | Alum. "Push to Exit" engraved                           | \$214.00 |
| 621AL RD EX  |                 |             | 1-1/4" | Alum. (red coated), "Push to Exit" engraved             | \$214.00 |
| 621BLH       |                 |             | 1-1/4" | Blue Handicapped symbol                                 | \$172.00 |
| 621BK        |                 |             | 1-1/4" | Black   | \$172.00 |
| 621GR        |                 |             | 1-1/4" | Green   | \$172.00 |
| 621GR EX     |                 |             | 1-1/4" | Green "Push to Exit"                                    | \$172.00 |
| 621RD        |                 |             | 1-1/4" | Red   | \$172.00 |
| 621RD EX     |                 |             | 1-1/4" | Red "Push to Exit"                                      | \$172.00 |
| 621GID       |                 |             | 1-1/4" | Glow-in-the-Dark  | \$172.00 |
| 621GID EX    |                 |             | 1-1/4" | Glow-in-the-Dark "Push to Exit"                         | \$172.00 |
| 623BLH       | Stainless Steel | Plastic     | 1-5/8" | Blue Handicapped symbol                                 | \$172.00 |
| 623BK        | 2-3/4" x 4-1/2" | Translucent | 1-5/8" | Black   | \$172.00 |
| 623GR        |                 |             | 1-5/8" | Green   | \$172.00 |
| 623GR EX     |                 |             | 1-5/8" | Green "Push to Exit"                                    | \$172.00 |
| 623RD        |                 |             | 1-5/8" | Red   | \$172.00 |
| 623RD EX     |                 |             | 1-5/8" | Red "Push to Exit"                                      | \$172.00 |
| 623GID       |                 |             | 1-5/8" | Glow-in-the-Dark  | \$172.00 |
| 623GID EX    |                 |             | 1-5/8" | Glow-in-the-Dark "Push to Exit"                         | \$172.00 |
| 625BLH       | Stainless Steel | Plastic     | 2-3/4" | Blue Handicapped symbol                                 | \$172.00 |
| 625BK        | 2-3/4" x 4-1/2" | Translucent | 2-3/4" | Black   | \$172.00 |
| 625GR        |                 |             | 2-3/4" | Green   | \$172.00 |
| 625GR EX     |                 |             | 2-3/4" | Green "Push to Exit"                                    | \$172.00 |
| 625RD        |                 |             | 2-3/4" | Red   | \$172.00 |
| 625RD EX     |                 |             | 2-3/4" | Red "Push to Exit"                                      | \$172.00 |
| 631AL*       | Cast Zinc       | Zinc        | 1-1/4" | Aluminum  | \$315.00 |
| 631AL EX*    | 2-3/4" x 4-1/2" |             | 1-1/4" | Aluminum "Push to Exit" engraved                        | \$315.00 |
| 631AL RD EX* | Extreme Duty    |             | 1-1/4" | Aluminum (red coated)<br>"Push to Exit" Engraved silver | \$315.00 |

\* not available in special finishes

### 2. Select Options

|        |  |           |
|--------|--|-----------|
| DA     | Delayed Action (3A @ 30 VDC, form Z contacts)                            | \$459.00  |
| NS     | Narrow Stile - Stainless Steel Plate (1-3/4" x 4-1/2")                   | NO CHARGE |
| AA     | Alternate Action/Maintained (3A @ 30VDC)                                 | NO CHARGE |
| L2/ILL | LEDs for glow thru cone for 621 and 623 models (12-24 VDC .025A @ 28VDC) | \$69.30   |
| DP     | DPDT - Double pole, double throw (not available with DA option)          | \$34.80   |

### 3. Select Finish - Heavy Duty Plate (HDP Included - Required for Special Finish)

|        |  |          |
|--------|--|----------|
| 630    | BHMA 630/US32D on .035 Satin Stainless Steel | Standard |
| SF-626 | Satin Chrome on heavy-duty zinc              | \$58.90  |
| SF-625 | Bright Chrome on heavy-duty zinc             | \$151.00 |
| SF-613 | Oil Rubbed Bronze on heavy-duty zinc         | \$151.00 |



**PCB Assembly Only**

|           |                            |                |
|-----------|----------------------------|----------------|
| P620009-1 | DPDT - PC Board Assembly   | <b>\$80.00</b> |
| P620009   | SPDT - PC Board Assembly   | <b>\$45.20</b> |
| P395362   | L2/ILL - PC Board Assembly | <b>\$69.90</b> |

**621 Button Only**

|             |                                  |                |
|-------------|----------------------------------|----------------|
| P620136     | Button 1-1/4" Metal              | <b>\$43.00</b> |
| P620026-1   | Button 1-1/4" Metal Push to Exit | <b>\$43.00</b> |
| P620092-BL  | Button 1-1/4" Blue Handicap      | <b>\$30.60</b> |
| P620090-BK  | Button 1-1/4" Black              | <b>\$30.60</b> |
| P620090-GID | Button 1-1/4" GID                | <b>\$30.60</b> |
| P620090-GR  | Button 1-1/4" Green              | <b>\$30.60</b> |
| P620090-RD  | Button 1-1/4" Red                | <b>\$30.60</b> |
| P620091-GID | Button 1-1/4" GID                | <b>\$30.60</b> |
| P620091-GR  | Button 1-1/4" Green              | <b>\$30.60</b> |
| P620091-RD  | Button 1-1/4" Red                | <b>\$30.60</b> |

**623 Button Only**

|             |                                  |                |
|-------------|----------------------------------|----------------|
| P620032-BL  | Button 1-5/8" Blue Handicap      | <b>\$30.60</b> |
| P620014-GID | Button 1-5/8" GID                | <b>\$30.60</b> |
| P620031-GID | Button 1-5/8" GID Push to Exit   | <b>\$30.60</b> |
| P620014-GR  | Button 1-5/8" Green              | <b>\$30.60</b> |
| P620031-GR  | Button 1-5/8" Green Push to Exit | <b>\$30.60</b> |
| P620014-RD  | Button 1-5/8" Red                | <b>\$30.60</b> |
| P620031-RD  | Button 1-5/8" Red Push to Exit   | <b>\$30.60</b> |
| P620014-BK  | Button 1-5/8" Black              | <b>\$30.60</b> |

**625 Button Only**

|            |                                  |                |
|------------|----------------------------------|----------------|
| P620029-BK | Button 2-3/4" Black              | <b>\$30.60</b> |
| P620027-BL | Button 2-3/4" Blue Handicap      | <b>\$30.60</b> |
| P620029-GR | Button 2-3/4" Green              | <b>\$30.60</b> |
| P620028-GR | Button 2-3/4" Green Push to Exit | <b>\$30.60</b> |
| P620029-RD | Button 2-3/4" Red                | <b>\$30.60</b> |
| P620028-RD | Button 2-3/4" Red Push to Exit   | <b>\$30.60</b> |

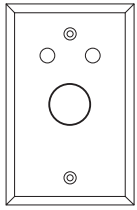
**Faceplates Only**

|             |   |                 |
|-------------|---|-----------------|
| P620008-613 | Heavy Duty Plate - 613 Dark Satin Bronze        | <b>\$151.00</b> |
| P620008-625 | Heavy Duty Plate - 625 Bright Chrome            | <b>\$151.00</b> |
| P620008-626 | Heavy Duty Plate - 626 Satin Chrome             | <b>\$55.30</b>  |
| P620020-613 | Heavy Duty Plate Narrow - 613 Dark Satin Bronze | <b>\$151.00</b> |
| P620020-625 | Heavy Duty Plate Narrow - 625 Bright Chrome     | <b>\$151.00</b> |
| P620020-626 | Heavy Duty Plate Narrow - 626 Satin Chrome      | <b>\$58.90</b>  |
| P620088     | Plate Narrow Stainless Steel                    | <b>\$58.90</b>  |
| P620033     | Plate Single-Gang Stainless Steel               | <b>\$58.90</b>  |

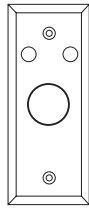
**Other Parts**

|         |  |               |
|---------|--|---------------|
| P630032 | Anti-Tamper Plug - 631 Stainless Steel | <b>\$5.70</b> |
|---------|--|---------------|

## 700 Series Entry Level Pushbutton




701RD-L2



701RD-NS-L2



709BLH ILL-L2



709RD EX ILL-L2

## Specifications

## Output contact Rating:

**701 Series** 3A @ 30 VAC/VDC, momentary SPDT contacts

**709 Series** 5A @ 30 VAC/VDC, momentary SPDT contacts

## 1. Select Model

| Product No.   | Cover Plate          | Button |       |                                |                 |
|---------------|----------------------|--------|-------|--------------------------------|-----------------|
| 701RD         | Stainless Steel Only | Red    | 7/8"  |                                | <b>\$140.00</b> |
| 701BK         | 2-3/4" x 4-1/2"      | Black  | 7/8"  |                                | <b>\$140.00</b> |
| 701RD EX      |                      | Red    | 5/8"  | Engraved "Push to Exit"        | <b>\$140.00</b> |
| 701RD EX ILL  |                      | Red    | 5/8"  | Illuminated "Push to Exit"     | <b>\$169.00</b> |
| 709RD EX ILL* | Stainless Steel Only | Red    | 2" sq | Illuminated "Push to Exit"     | <b>\$164.00</b> |
| 709GR EX ILL* | 2-3/4" x 4-1/2"      | Green  | 2" sq | Illuminated "Push to Exit"     | <b>\$164.00</b> |
| 709BLH ILL*   |                      | Blue   | 2" sq | Illuminated Handicapped Symbol | <b>\$164.00</b> |

\*Must Specify 12 VDC or 24 VDC when ordering 709 Series Pushbuttons

## 2. Select Options

|           |   |                  |
|-----------|---|------------------|
| <b>L2</b> | Two LEDs, red or green, dual voltage              | <b>\$69.60</b>   |
| <b>AA</b> | Alternate Action - maintained for 701 Series only | <b>\$21.30</b>   |
| <b>NS</b> | Narrow Stile plate for 701 Series only            | <b>NO CHARGE</b> |

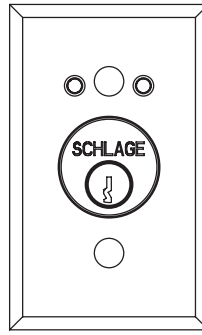
## Parts

|         |                                  |                |
|---------|----------------------------------|----------------|
| P100682 | 701 Button 7/8" - Red            | <b>\$43.00</b> |
| P100688 | 701 Button 7/8" - Black          | <b>\$43.00</b> |
| P701629 | 701 Narrow Stainless Steel Plate | <b>\$34.00</b> |
| P701607 | 701 Stainless Steel Plate        | <b>\$34.00</b> |
| P701628 | 701 Stainless Steel Plate L2     | <b>\$34.00</b> |

## 650 Series Heavy Duty Keyswitches

Patent #6689972

- Patented Magnetic Spring Design
- Momentary to Maintained Functions
- 5A @ 30 VDC, SPDT contacts
- Standard faceplate finish 630 Stainless Steel



653-04-L2



653-04-L2-NS

**Note:** 650 Series Keyswitches operate with either a 1-1/8" or 1-1/4" cylinder having a straight type cam. 1-1/4" Cylinders require a 1/8" blocking / spacer ring (included with the CYL and CYL-KA options). Cannot be used with cylinder and/or collar greater than 1-3/8".

### 1. Select Keyswitch Function

| Product No. | Description   | Cover Plate     |                 |
|-------------|---|-----------------|-----------------|
| 653-04      | SPDT maintained single direction - Stainless Steel          | 2-3/4" x 4-1/2" | <b>\$231.00</b> |
| 653-05      | SPDT momentary single direction - Stainless Steel           | 2-3/4" x 4-1/2" | <b>\$231.00</b> |
| 653-14      | DPDT maintained single direction - Stainless Steel          | 2-3/4" x 4-1/2" | <b>\$266.00</b> |
| 653-15      | DPDT momentary single direction - Stainless Steel           | 2-3/4" x 4-1/2" | <b>\$266.00</b> |
| 653-1414    | (2) DPDT maintained bi-direction - Stainless Steel          | 2-3/4" x 4-1/2" | <b>\$352.00</b> |
| 653-1415    | DPDT maintained x DPDT momentary - Stainless Steel          | 2-3/4" x 4-1/2" | <b>\$352.00</b> |
| 653-1515    | (2) DPDT momentary bi-direction - Stainless Steel           | 2-3/4" x 4-1/2" | <b>\$352.00</b> |
| 653-041     | SPDT maintained x key remove one position - Stainless Steel | 2-3/4" x 4-1/2" | <b>\$231.00</b> |
| 653-0404    | (2) SPDT maintained bi-direction - Stainless Steel          | 2-3/4" x 4-1/2" | <b>\$266.00</b> |
| 653-0405    | SPDT maintained x SPDT momentary - Stainless Steel          | 2-3/4" x 4-1/2" | <b>\$266.00</b> |
| 653-141     | DPDT maintained x key remove one position - Stainless Steel | 2-3/4" x 4-1/2" | <b>\$266.00</b> |
| 653-0505    | (2) SPDT momentary bi-direction - Stainless Steel           | 2-3/4" x 4-1/2" | <b>\$266.00</b> |

### 2. Select Option

|                      |   |                 |
|----------------------|---|-----------------|
| L2                   | Two LEDs (red/green), dual voltage 12/24 VDC  | <b>\$69.60</b>  |
| NS                   | Narrow Stile - Stainless Steel Plate (1-3/4" x 4-1/2")  | <b>NOCHARGE</b> |
| ATS                  | Anti-Tamper Switch  | <b>\$65.70</b>  |
| WP                   | Water Resistant Cover fits 1-1/8" cylinder only (not available with NS or L2 or special finishes) | <b>\$83.10</b>  |
| CYL                  | 1-1/4" Schlage Everest Mortise Cylinder with two keys & 1/8" spacer ring                          | <b>\$77.70</b>  |
| CYL-KA (keyed alike) | 1-1/4" Schlage Everest Mortise Cylinder with two keys & 1/8" spacer ring                          | <b>\$77.70</b>  |

### 3. Select Plate Finish

|        |  |                 |
|--------|--|-----------------|
| 630    | BHMA 630/US32D on .035 Satin Stainless Steel | <b>Standard</b> |
| SF-626 | Satin Chrome on heavy-duty zinc              | <b>\$58.90</b>  |
| SF-625 | Bright Chrome on heavy-duty zinc             | <b>\$151.00</b> |
| SF-612 | Satin Bronze on heavy-duty zinc              | <b>\$151.00</b> |
| SF-613 | Oil Rubbed Bronze on heavy-duty zinc         | <b>\$151.00</b> |
| SF-605 | Bright Brass on heavy-duty zinc              | <b>\$151.00</b> |

### 4. Select Optional Blocking Ring - (only necessary when using with a competitive cylinder)

|        |  |                |
|--------|--|----------------|
| 36-079 | Blocking ring for use without compression ring | <b>\$14.40</b> |
|--------|--|----------------|

### 5. Specify Blocking Ring Size - (example: 36-079-012)

|     |              |
|-----|--------------|
| 012 | 1/8" length  |
| 018 | 3/16" length |
| 025 | 1/4" length  |
| 031 | 5/16" length |
| 037 | 3/8" length  |
| 043 | 7/16" length |
| 050 | 1/2" length  |

Pricing/product description subject to change without notice.

## 650 Series Heavy Duty Keyswitch Parts



### Mounting Hardware Only

|             |  |         |
|-------------|--|---------|
| P630013-605 | Heavy Duty Mounting Hardware - 605 Bright Brass      | \$24.80 |
| P630013-612 | Heavy Duty Mounting Hardware - 612 Satin Bronze      | \$24.80 |
| P630013-613 | Heavy Duty Mounting Hardware - 613 Dark Satin Bronze | \$24.80 |
| P630013-625 | Heavy Duty Mounting Hardware - 625 Bright Chrome     | \$24.80 |
| P630013     | Heavy Duty Mounting Hardware - 626 Satin Chrome      | \$12.50 |

### Single Gang Faceplate Only

|             |   |          |
|-------------|---|----------|
| P653063     | Standard Plate - Stainless Steel              | \$58.90  |
| P653009-605 | Heavy Duty Plate - 605 Bright Brass           | \$151.00 |
| P653009-612 | Heavy Duty Plate - 612 Satin Bronze           | \$151.00 |
| P653009-613 | Heavy Duty Plate - 613 Dark Satin Bronze      | \$151.00 |
| P653009-625 | Heavy Duty Plate - 625 Bright Chrome          | \$151.00 |
| P653009-626 | Heavy Duty Plate - 626 Satin Chrome           | \$58.90  |
| P653064     | Standard Plate - Stainless Steel - L2         | \$58.90  |
| P653015-605 | Heavy Duty Plate - L2 - 605 Bright Brass      | \$151.00 |
| P653015-612 | Heavy Duty Plate - L2 - 612 Satin Bronze      | \$151.00 |
| P653015-613 | Heavy Duty Plate - L2 - 613 Dark Satin Bronze | \$151.00 |
| P653015-625 | Heavy Duty Plate - L2 - 625 Bright Chrome     | \$151.00 |
| P653015-626 | Heavy Duty Plate - L2 - 626 Satin Chrome      | \$58.90  |

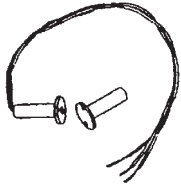
### Narrow Faceplate Only

|             |  |          |
|-------------|--|----------|
| P653065     | Standard Plate Narrow - Stainless Steel              | \$58.90  |
| P653026-605 | Heavy Duty Plate Narrow - 605 Bright Brass           | \$151.00 |
| P653026-612 | Heavy Duty Plate Narrow - 612 Satin Bronze           | \$151.00 |
| P653026-613 | Heavy Duty Plate Narrow - 613 Dark Satin Bronze      | \$151.00 |
| P653026-625 | Heavy Duty Plate Narrow - 625 Bright Chrome          | \$151.00 |
| P653026-626 | Heavy Duty Plate Narrow - 626 Satin Chrome           | \$58.90  |
| P653066     | Standard Plate Narrow - Stainless Steel - L2         | \$121.00 |
| P653027-605 | Heavy Duty Plate Narrow - L2 - 605 Bright Brass      | \$129.00 |
| P653027-612 | Heavy Duty Plate Narrow - L2 - 612 Satin Bronze      | \$151.00 |
| P653027-613 | Heavy Duty Plate Narrow - L2 - 613 Dark Satin Bronze | \$151.00 |
| P653027-625 | Heavy Duty Plate Narrow - L2 - 625 Bright Chrome     | \$151.00 |
| P653027-626 | Heavy Duty Plate Narrow - L2 - 626 Satin Chrome      | \$58.90  |

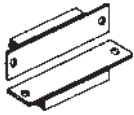
### Switches Only

|         |                               |         |
|---------|-------------------------------|---------|
| P653067 | Anti-Tamper Switch and Magnet | \$24.80 |
| P653059 | Switch and Lead Assembly      | \$30.60 |

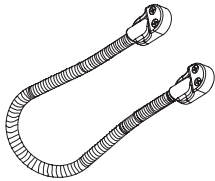
Pricing/product description subject to change without notice.



679-05 Concealed SPDT Magnetic Switch



7764 Concealed door position switch



Door Cord

**Door Position Switches**

|  |                                |                 |
|--|--------------------------------|-----------------|
| <b>674-OH</b>  | Overhead Door Floor Mount      | <b>\$288.00</b> |
| <b>679 SERIES CONCEALED SPDT MAGNETIC SWITCH (0.3A @ 30 VDC)</b> |                                |                 |
| <b>679-05</b>  | Wood Door and Frame            | <b>\$63.00</b>  |
| <b>679-05HM</b>  | HM Hollow Metal Door and Frame | <b>\$87.20</b>  |
| <b>679-05WD</b>  | WD Wood Door and Metal Frame   | <b>\$104.00</b> |
| <b>7700 SERIES DOOR POSITION SWITCHES (0.25A @ 30 VDC)</b>       |                                |                 |
| <b>7764</b>  | Concealed / Flush Mount        | <b>\$210.00</b> |
| <b>7766</b>  | Surface Mount                  | <b>\$222.00</b> |

**Door Cords**

|                |  |                 |
|----------------|--|-----------------|
| <b>788-12</b>  | 12" x 3/8" Armored Door Cord - less wires              | <b>\$68.10</b>  |
| <b>788C-12</b> | 12" x 3/8" Armored Door Cord with 20" 4-conductor wire | <b>\$104.00</b> |
| <b>788-18</b>  | 18" x 3/8" Armored Door Cord - less wires              | <b>\$90.80</b>  |
| <b>788C-18</b> | 18" x 3/8" Armored Door Cord with 26" 4-conductor wire | <b>\$122.00</b> |
| <b>798-12</b>  | 12" x 1/2" Armored Door Cord - less wires              | <b>\$78.90</b>  |
| <b>798C-12</b> | 12" x 1/2" Armored Door Cord with 20" 4-conductor wire | <b>\$104.00</b> |
| <b>798-18</b>  | 18" x 1/2" Armored Door Cord - less wires              | <b>\$100.00</b> |
| <b>798C-18</b> | 18" x 1/2" Armored Door Cord with 26" 4-conductor wire | <b>\$122.00</b> |

**Notes:** C Suffix = 20 AWG wires  
Classified by UL to UL 10C

Pricing/product description subject to change without notice.

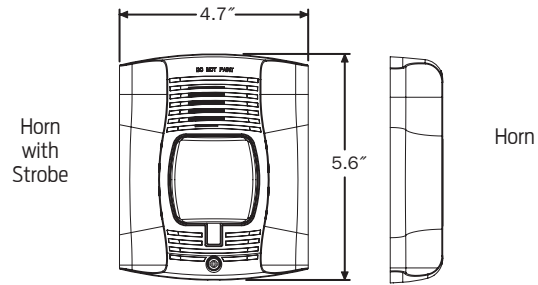
Accessories



Electronic Horns



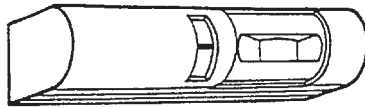
- Immediate, local audible warning device
- Designed for indoor application
- Surface and flush mounting kits included with all horns
- Latching units require a reset action
- Strobe units activate / deactivate based on the state of the horn
- Horn color is white
- Dual decibal settings high/low 102 and 88 with dba's



1. Select Model

|                 |   |                 |
|-----------------|---|-----------------|
| <b>1910-1</b>   | 12/24 VDC Horn, current draw 14 mA @ 12 VDC; 28 mA @ 24 VDC | <b>\$469.00</b> |
| <b>1910S-1</b>  | 24 VDC Horn with strobe, current draw 71mA                  | <b>\$639.00</b> |
| <b>L1910-1</b>  | 24 VDC Horn with latching, current draw 28mA                | <b>\$649.00</b> |
| <b>L1910S-1</b> | 24 VDC Horn with strobe & latching, current draw 71mA       | <b>\$848.00</b> |

Scanners/PIRs



SCAN II-W

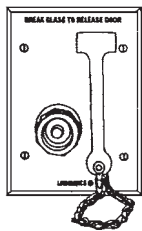
- Passive Infrared Detector
- Surface Mounting height range is from 7 to 15 ft
- Two form "C" relay contacts rated 2A @ 30 VDC for DC resistive loads
- Relay latch time is adjustable up to 64 seconds
- UL 294 listed by manufacturer as an access control device
- Designed for indoor applications



1. Select Model

|                    |       |                 |
|--------------------|-------|-----------------|
| <b>Scan II - B</b> | Black | <b>\$554.00</b> |
| <b>Scan II - W</b> | White | <b>\$554.00</b> |

740 Series Emergency Break Glass



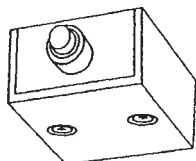
740

Switch contact form "Z", rated 6A @ 30 VDC

|            |                      |                 |
|------------|----------------------|-----------------|
| <b>740</b> | Assembly only        | <b>\$396.00</b> |
| <b>741</b> | With indicator light | <b>\$405.00</b> |
| <b>742</b> | With Sonalert        | <b>\$440.00</b> |

Assembly mounts in 3 gang electrical box  
 P800003 is the part number for the 5 pack of glass disc replacements. Cost: \$106.00

660 Series Surface Mini Box



660

- Dimensions: 2" H x 2" W x 1" D
- Switch contact rating: 6A @ 120 VAC

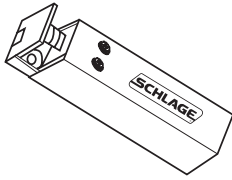
|               |                           |                 |
|---------------|---------------------------|-----------------|
| <b>660-T4</b> | SPDT Maintained Toggle    | <b>\$146.00</b> |
| <b>660-PB</b> | SPDT Momentary Pushbutton | <b>\$149.00</b> |

Recommended for concealed desk application

Pricing/product description subject to change without notice.

Patent #'s 4,557,121/4,579,376

## 442S Series Cabinet Lock



442S

### Specifications

**Overall Dimensions:** 3" L x 1" W x 1" D  
**Current Draw:** 0.50A @ 12 VDC; 0.25A @ 24 VDC (field selectable)

### 1. Select Model

|             |                                       |             |                 |
|-------------|---------------------------------------|-------------|-----------------|
| <b>442S</b> | Lock with strike - Black Lexan finish | Fail Secure | <b>\$275.00</b> |
|-------------|---------------------------------------|-------------|-----------------|

## PB405/PB405S PowerBolts

### Standard Features

- Magnetic Door Status Monitor
- Magnetic Relocking Switch

### Specifications

|                             |  |
|-----------------------------|--|
| <b>Bolt Size 405/405S:</b>  | .61" diameter x .67" throw   |
| <b>PB405 overall size:</b>  | 7.87" x 1.26" x 1.57", 90° locking                                     |
| <b>PB405S overall size:</b> | 7.87" x 1.26" x 1.57"  |
| <b>Current Draw:</b>        | 0.9A @ 12 VDC; 0.45A @ 24 VDC 12/24 VDC dual voltage, field selectable |

**Note:** Electromechanical locks not recommended where life safety may be compromised, or where panic bar hardware is the only means of egress.  
 Mortise mount electric bolts furnished in Satin Aluminum finish.



PB405/PB405S

### 1. Select Model

|           |                                |                 |
|-----------|--------------------------------|-----------------|
| PB405     | Fail Safe, Rectangular Front   | <b>\$570.00</b> |
| PB405S    | Fail Secure, Rectangular Front | <b>\$708.00</b> |
| PB405-RFK | Retro Fit Kit                  | <b>\$64.20</b>  |

Fail Secure Lock - Requires power to unlock  
 Fail Safe Lock - Requires power to lock





**VON DUPRIN ACCESS CONTROL PRODUCTS - TABLE OF CONTENTS**

|  |            |
|--|------------|
| <b>ELECTRIC STRIKES</b>                                      | <b>274</b> |
| 4200 Series  | 274        |
| 6400 Series  | 274        |
| 5100 Series  | 275        |
| 6100 Series  | 275        |
| 6200 Series  | 275        |
| 6300 Series  | 276        |
| <b>POWER SUPPLY</b>  | <b>276</b> |
| <b>DELAYED EXIT SYSTEM</b>                                   | <b>276</b> |
| <b>ELECTRIC POWER TRANSFER</b>                               | <b>276</b> |
| <b>VON DUPRIN REMOTE UNDOGGING<br/>AND REMOTE MONITORING</b> | <b>276</b> |

**CONTACT INFORMATION FOR VON DUPRIN ACCESS CONTROL PRODUCTS**

Payment Address: Von Duprin  
 15934 Collections Center Drive  
 Chicago, IL 60693

|   |   |
|---|---|
| <b>877-671-7011</b>   |   |
| <b>Customer Service:</b>  | <b>Technical Support:</b>   |
| Order Status, Credit Returns of Non-Defective Products, General Sales Questions | Technical Questions/Issues, Returns of Defective Products, Repairs      |
| Email Orders To:<br>Order_Vondurpin@allegion.com                                | Contact For Technical Assistance:<br>Exits_TechProdSupport@allegion.com |

*For Von Duprin Access Control Products Warranty Information please see the Von Duprin Exit Hardware and Parts book.*

**Pricing/product description subject to change without notice.**

## 4200 Series Von Duprin Electric Strikes for cylindrical and deadlatch locks

Orderable through Schlage (ships from Security, CO) or Von Duprin (ships from Indianapolis, IN)



### Features:

- Field selectable fail-safe/fail-secure without disassembly
- Dual voltage: 12 VDC at 0.20 A / 24 VDC at 0.10 A
- Finish: BHMA 630 / US32D stainless steel, satin finish
- Compatible with all Schlage and Falcon cylindrical locks as well as cylindrical and deadlatch locks of many other manufacturers
- Meets ANSI/BHMA 156.31 Grade 1 endurance & dynamic strength
- Meets ANSI/BHMA 156.31 Grade 2 static strength

| Model                            | Fire Rated | Throw                          | Hollow Metal | Wood | Aluminum | Single | Mullion Pair   |  |
|----------------------------------|------------|--------------------------------|--------------|------|----------|--------|--|--|
| 4211                             |            | 1/2"-3/4"                      | ■            |      | ■        | ■      |  | Shallow 1-3/8" backbox depth <b>\$192.00</b>                 |
| 4212                             |            | 1/2"-5/8"                      | ■            |      | ■        | ■      |  | Includes latchbolt monitor. Shallow backbox. <b>\$231.00</b> |
| <b>Options (please specify):</b> |            |                                |              |      |          |        |  |  |
| S012                             |            | Rectifier Kit                  |              |      |          |        | Converts 12 VAC to 12 VDC  | <b>\$42.40</b>   |
| S024                             |            | Rectifier Kit                  |              |      |          |        | Converts 24 VAC to 24 VDC  | <b>\$42.40</b>   |
| EB                               |            | EB Entry Buzzer                |              |      |          |        | Use in fail-secure applications  | <b>\$42.40</b>   |
| <b>Available Parts:</b>          |            |                                |              |      |          |        |  |  |
| P050805                          |            | 4200Hardware Kit               |              |      |          |        | Includes: mounting tab hardware, mounting screws, allen wrench and diode | <b>\$15.50</b>   |
| P90114                           |            | Faceplate, 4200, square corner |              |      |          |        |  | <b>\$19.40</b>   |
| P90110                           |            | Faceplate, 4200, round corner  |              |      |          |        |  | <b>\$19.40</b>   |

For additional parts list, please see Von Duprin price book.

## 6400 Series Von Duprin Modular Electric Strike for mortise or cylindrical locks

Orderable through Schlage (ships from Security, CO) or Von Duprin (ships from Indianapolis, IN)



### Features:

- Dual voltage: 12 VDC at 0.375 A / 24 VDC at 0.19 A
- Finish: BHMA 630/US32D stainless steel, satin finish
- Modular options fit cylindrical and nearly any mortise lock.
- Includes movable deadbolt keeper, plug and deadlatch ramp inserts.
- ANSI/BHMA 156.31 Grade 1
- 1500 lbs. static strength
- UL1034 listed for burglary resistance
- 3-hour fire rated to UL10C (fail secure only)
- UL 294 listed for access control system units
- CSFM California State Fire Marshal listed

| Model  | Fire Rated | Throw           | Hollow Metal | Wood | Aluminum | Single | Mullion Pair   |   |
|--|------------|-----------------|--------------|------|----------|--------|--|---|
| 6400   | ■          | up to 3/4"      | ■            | ■    | ■        | ■      |  | Up to 1" deadbolt throw (as night latch only) <b>\$600.00</b> |
| <b>Options (please specify):</b>                             |            |                 |              |      |          |        |  |   |
| LM6400   |            | Latch Monitor   |              |      |          |        | Optional plug-in latch monitor can be added in the field | <b>\$64.20</b>  |
| For additional parts list, please see Von Duprin price book. |            |                 |              |      |          |        |  |   |
| S012   |            | Rectifier Kit   |              |      |          |        | Converts 12 VAC to 12 VDC                                | <b>\$42.40</b>  |
| S024   |            | Rectifier Kit   |              |      |          |        | Converts 24 VAC to 24 VDC                                | <b>\$42.40</b>  |
| EB   |            | EB Entry Buzzer |              |      |          |        | Use in fail-secure applications                          | <b>\$42.40</b>  |

## Additional Electric Strikes available exclusively through Von Duprin:

Please see Von Duprin price book for current list price information.

### 5100 Series Von Duprin Electric Strike for cylindrical and deadlatch locks

**Features:**

- Adjustable keeper improves fit on tight door preps
- Field selectable fail-safe/fail-secure
- Dual voltage: 12 VDC at 0.38 A / 24 VDC at 0.19 A
- Available finishes: BHMA 689 / US SP28 aluminum; BHMA 622 / US19 flat black; BHMA 695 / US SP313 dark brown
- Compatible with Schlage and Falcon cylindrical and deadlatch locks including those of many other manufacturers
- Meets ANSI/BHMA 156.31 Grade 1 endurance & dynamic strength
- Meets ANSI/BHMA 156.31 Grade 2 static strength
- UL 1034 burglary-resistant

| Model | Throw     | Hollow Metal | Wood | Aluminum | Single | Mullion Pair |   |
|-------|-----------|--------------|------|----------|--------|--------------|---|
| 5100  | 1/2"-5/8" | ■            | ■    | ■        | ■      |              | 3 faceplates cover HM, AL and Wood applications with hardware included for an all-in-one boxed solution |

For specified options and complete parts list, please see Von Duprin pricebook.

### 6100 Series Von Duprin Electric Strikes for rim exit devices

**Features:**

- Furnished standard in fail secure configuration unless specified fail safe
- 24 VDC supplied standard if not specified otherwise
- Available finishes on a stainless steel construction: US3 Polished Brass; US4 Satin Brass; US10 Satin Bronze, clear coated; US10B Dark Bronze, Oil Rubbed; BHMA 629 / US32 Bright Stainless Steel; BHMA 630 / US32D Satin Stainless Steel
- Compatible with Von Duprin and Falcon rim exit devices and those of many other manufacturers
- Specify when using these strikes with a 55 rim device
- UL1034 burglary-resistant

| Model | Fire Rated | Throw | Hollow Metal | Wood | Aluminum | Single | Mullion Pair |  |
|-------|------------|-------|--------------|------|----------|--------|--------------|--|
| 6111  | ■          | 3/4"  | ■            | ■    | ■        | ■      | ■            | Can be used with vertical rod exit devices                 |
| 6112  | ■          | 3/4"  | ■            | ■    | ■        | ■      | ■            | Designed to replace FA 310-5 with minor frame modification |
| 6113  | ■          | 3/4"  | ■            | ■    | ■        | ■      | ■            |  |
| 6114  |            | 3/4"  | ■            |      | ■        | ■      |              | Surface applied for use with rim nightlatch devices        |
| 6121  |            | 3/4"  | ■            | ■    | ■        |        | *            | * For rim exit devices on double doors without mullion     |

For specified options and complete parts list, please see Von Duprin pricebook.

### 6200 Series Von Duprin Electric Strikes for mortise or cylindrical locks

**Features:**

- Furnished standard in fail secure configuration unless specified fail safe
- 24 VDC supplied standard if not specified otherwise
- Available finishes on stainless steel construction: US3 Polished Brass; US4 Satin Brass; US10 Satin Bronze, clear coated; US10B Dark Bronze, Oil Rubbed; BHMA 629 / US32 Bright Stainless Steel; BHMA 630 / US32D Satin Stainless Steel
- Compatible with mortise (without deadbolt) and cylindrical lock applications except where noted
- ANSI/BHMA 156.31 Grade 1: 6211, 6211AL and 6211WF
- UL10C fire rated (fail secure only)
- UL1034 burglary-resistant

| Model  | Fire Rated | Throw | Hollow Metal | Wood | Aluminum | Single | Mullion Pair |  |
|--------|------------|-------|--------------|------|----------|--------|--------------|--|
| 6210   | ■          | 3/4"  | ■            |      | ■        | ■      |              | Mortise only. Includes strike pocket inserts to accommodate deadlocking triggers             |
| 6211   | ■          | 3/4"  | ■            |      | ■        | ■      |              | Retrofits VD 3140 or FA 712  |
| 6211AL | ■          | 3/4"  |              |      | ■        | ■      |              | Retrofits FA 722   |
| 6211WF | ■          | 3/4"  |              | ■    |          | ■      |              | Retrofits FA 732 with minor frame modification   |
| 6212   | ■          | 3/4"  | ■            |      | ■        | ■      |              | Fits modified ANSI 115.2 cutout. Retrofits VD 3146.  |
| 6212WF | ■          | 3/4"  |              | ■    |          | ■      |              |  |
| 6213   | ■          | 3/4"  | ■            |      | ■        | ■      |              | Retrofits VD 3041, 3042, 3061 and 3062   |
| 6214   | ■          | 3/4"  | ■            |      | ■        | ■      |              | Retrofits FA 310-2 3/4   |
| 6215   | ■          | 3/4"  | ■            |      | ■        | ■      |              | Retrofits FA 310-2   |
| 6216   | ■          | 3/4"  | ■            | ■    | ■        | ■      |              | Retrofits FA 310-3-1. For mortise with deadbolt 1" throw. Deadbolt must be manually operated |
| 6221   | ■          | 3/4"  | ■            | ■    | ■        |        | ■            | Open back, retrofits VD 3071 and 3072. 4-3/4" minimum stile required                         |
| 6222   | ■          | 3/4"  | ■            | ■    | ■        |        | ■            | Open back, retrofits FA 310-2 3/4 OB   |
| 6223   | ■          | 3/4"  | ■            | ■    | ■        |        | ■            | Closed back, retrofits VD 3091 and 3092. 4-3/4" minimum stile required                       |
| 6224   | ■          | 3/4"  | ■            |      | ■        |        | ■            | Closed back, retrofits FA 310-2 3/4. For door thicknesses 1-3/4" or 2-1/4"                   |
| 6224AL | ■          | 3/4"  |              |      | ■        |        | ■            | Closed back, retrofits FA 310-ZRF. For door thicknesses 1-3/4" or 2-1/4"                     |
| 6225   | ■          | 3/4"  | ■            |      | ■        |        | ■            | Open back, retrofits FA 310-2 OB   |
| 6226   | ■          | 3/4"  | ■            |      | ■        |        | ■            | Closed back, retrofits FA 310-2. For door thicknesses 1-3/4" or 2-1/4"                       |

For specified options and complete parts list, please see Von Duprin price book.

Pricing/product description subject to change without notice.

## 6300 Series Von Duprin Surface Mount Electric Strike for rim exit devices

### Features:

- Dual voltage: 12 VDC at 0.50 A / 24 VDC at 0.24 A
- Finish: BHMA 630 / US32D stainless steel, satin finish
- Compatible with most rim exit devices
- UL1034 burglary-resistant
- UL 10C 3-hour fire rated (fail secure only)
- UL 294 listed for access control system units
- CSFM California State Fire Marshal listed

| Model | Fire Rated | Throw | Hollow Metal | Wood | Aluminum | Single | Mullion Pair |                              |
|-------|------------|-------|--------------|------|----------|--------|--------------|------------------------------|
| 6300  | ■          | 3/4"  | ■            | ■    | ■        | ■      | ■            | No cut, surface mount design |

For specified options and complete parts list, please see Von Duprin priceook.

## PS914 Von Duprin Power Supply

See Von Duprin Exit Hardware & Parts Price Book

### 4A @ 12/24 VDC – field selectable

- Designed for high inrush current
- UL 294 Listed for Access Control
- Class 2 rated power limited output
- Universal 120-240 VAC input
- Regulated and filtered DC outputs
- LED indicators: AC input (visible on outside of enclosure) and DC output
- 2 connectors for optional distribution boards
- AC monitoring
- 14" H x 12" W x 4" enclosure

## Von Duprin Delayed Exit System

### DE5300 Series

See Von Duprin Exit Hardware & Parts Price Book

| Application |   |
|-------------|---|
|             | <ul style="list-style-type: none"> <li>• Designed to meet NFPA 101 "Special Locking Arrangement" applications</li> <li>• Ideal for controlled areas</li> <li>• Addresses life safety and security needs</li> <li>• Commonly used on narrow stile doors where a standard narrow stile Chexit is not practical</li> </ul> |

## Von Duprin Electric Power Transfer

### EPT

See Von Duprin Exit Hardware & Parts Price Book

| Application    |  |
|----------------|--|
|                | <ul style="list-style-type: none"> <li>• Provide a means for transferring electrical power from a door frame to the edge of a swinging door</li> <li>• Units are completely concealed when the door is in the closed position</li> <li>• Ideally suited for applications involving abuse or heavy traffic</li> </ul> |
| Popular Models | <ul style="list-style-type: none"> <li>• EPT-2: Two 18 gauge wires; Up to 2 amps @ 24VDC, with a 16 AMP maximum surge</li> <li>• EPT-10: Ten 24 gauge wires; Up to 1 amp @ 24VDC, with a 16 AMP maximum surge</li> </ul>   |

See 2018 Von Duprin Exit Hardware & Parts price book for pricing and complete information.  
Additional electrified products available in the IVES price book & the LCN price book.

## Von Duprin Remote Undogging and Remote Monitoring

Modular Retrofit Option for 98/99 and 33A/35A Series Devices

| Model #  | Description                   | List Price |
|----------|-------------------------------|------------|
| 47258681 | Remote Undogging (RU) 3' kit  | \$977.00   |
| 47258682 | Remote Undogging (RU) 4' kit  | \$977.00   |
| 47258683 | Remote Monitoring (RM) 3' kit | \$747.00   |
| 47258684 | Remote Monitoring (RM) 4' kit | \$747.00   |

### Reference Notes

- Access control managed via an IP or RS485 connection to the ENGAGE gateway through Allegion software alliance members, consult your access control software provider for specific scope of support.
- ENGAGE gateway sold separately.
- Compatible with 98/99 and 33A/35A series rim, SVR, CVR, CVC and 3-point devices.
- Specify CON for Allegion Connect
- RU option:
  - Enables both remote undogging and door status monitoring (DPS, RX and LX)
  - Not compatible with exit devices with the following options: QEL, DI/CDSI/HDSI, RX2, Schlage AD/CO Trim, SD, SS, PN, E-Strikes/Pullman Latch, CX
  - Compatible device lengths: All 33A/35A and 98/99 device types – 3' (914 mm) length to 2' 9" (838 mm), 4' (1219 mm) length to 3' 3" (991 mm)
- RM option:
  - Enables door status monitoring (DPS, RX and LX) only
  - Not compatible with exit devices with the following options: DI/CDSI/HDSI, RX2, Schlage AD/CO Trim, SD, SS, PN, E-Strikes/Pullman Latch, CX
  - If the door and exit device are fire rated, and the exit device type is a 98/99-F Rim manufactured prior to April 1, 2018, a new center case will be required before proceeding with the installation of the RM kit. 98/99-F Rim Center Case Kit Less Cover, part number 050026.

Pricing/product description subject to change without notice.

|                                       |            |
|---------------------------------------|------------|
| <b>BIOMETRICS - TABLE OF CONTENTS</b> |            |
| <b>BIOMETRICS OVERVIEW</b>            | <b>278</b> |
| <b>HOW TO ORDER</b>                   | <b>279</b> |
| <b>BIOMETRIC HANDREADERS</b>          | <b>280</b> |
| Memory Options                        | 280        |
| Communication Options                 | 280        |
| Card Reader & Keypad Options          | 281        |
| Outdoor Options                       | 281        |
| Power Options                         | 281        |
| <b>BIOMETRIC ACCESSORIES</b>          | <b>282</b> |
| Network Accessories                   | 282        |
| Miscellaneous Accessories             | 282        |
| HandNet Software                      | 282        |
| Extended Warranty                     | 282        |
| Training Courses                      | 282        |
| <b>BIOMETRIC PARTS</b>                | <b>283</b> |

**CONTACT INFORMATION FOR BIOMETRIC HANDREADERS**

Email Order To: sbsom@allegion.com  
 Fax Order To: 800-452-0665  
 Payment Address: Recognition Systems, Inc  
 15934 Collections Center Drive  
 Chicago, IL 60693

|  |  |
|--|--|
| <b>877-671-7011</b>  |  |
| <b>Customer Service:</b>   | <b>Technical Support:</b>  |
| General Sales Questions, Order Status,<br>Credit Returns of Non-Defective Products | Technical Questions/Issues, Returns of<br>Defective Products, Repairs              |
| Email Orders To:<br>Order_Entry_Schlage_Commercial@allegion.com                    | <b>877-671-7011</b><br>Readers_Credentials_Biometrics_TechProdSupport@allegion.com |

For Biometric Handreaders Warranty Information please see section 18 of Terms and Conditions (page 5).

Pricing/product description subject to change without notice.

## Biometrics Overview



Schlage brings the security and convenience of biometric technology to any access control system with the HandKey II hand geometry readers. By using your hand as your credential, this technology provides reliable one-to-one matching - personal proof that people are who they claim to be.

Schlage biometric HandReaders can also be integrated with other reader technologies such as smart card, proximity or magnetic stripe, to provide a highly secure system that verifies who you are in one transaction.

The benefits of using HandReaders are:

- Fast and easy to use
- Field-proven reliable technology
- Integrates into existing access control systems
- Increases convenience by eliminating cards
- Lower administrative costs compared to card-based systems
- Standalone or networked options

**Purchase Orders:**

Fax purchase orders to: 800-452-0665

All purchase orders must include the following information:

- Purchase order number
- Invoice address
- Ship to address
- Shipping method
- Part number
- Pricing
- Any special configuration ID #s
- Any options requiring factory installation

Missing or inaccurate information may cause a delay in the order process.

**Quick Turn Program:**

A quick turn program is available for urgent orders up to 10 units (11 or more, please call the factory directly).

- A 15% premium charge is applied to the total order for items requiring a one day turn
- A 5% premium charge is applied to the total order for items requiring a three day turn

All orders must be received by 11:00 am PT to count as one day.

Purchase orders must include the premium charge as a separate line item.

Quick Turn may not be available on all items (Please contact the factory for expedited availability).

**Payment Terms:**

Please refer to the October, 2017 Terms and Conditions.

**Order Changes/Cancellations:**

Please refer to the October, 2017 Terms and Conditions.

**Packing:**

Company will pack, mark, and ship the Products according to its standard procedures for shipment, unless the parties agree, in writing, that Company will comply with any special instructions provided by Customer. Compliance with special instructions may result in an increased price.

**HandKey F Series**

Polycarbonate housing. Expanded memory options are available.

|                |  |                   |
|----------------|--|-------------------|
| <b>HK-2-F3</b> | HandKey F Series with memory for 512 users | <b>\$2,902.00</b> |
|----------------|--|-------------------|



HandKey-2  
Hand Geometry Reader

**Memory Options**

Memory expansions can be factory configured when ordered with the HandReader. For field expansions, the serial number on the main board must be supplied with the order so that an authorization code can be generated.

**Note:** Credit will not be given for field installed memory expansion returns.

**F Series**

Readers built after 2003 or readers that have been upgraded to main boards with a push button reset switch.

|                  |   |                     |
|------------------|---|---------------------|
| <b>EM-801-F3</b> | HandKey Memory Expansion to 9,728 users                           | <b>\$272.00</b>     |
| <b>EM-803-F3</b> | HandKey Memory Expansion to 32,512 users                          | <b>\$599.00</b>     |
| <b>EM-813-F3</b> | HandKey Memory Expansion to 64,768 users (non field upgradeable)  | <b>DISCONTINUED</b> |
| <b>EM-823-F3</b> | HandKey Memory Expansion to 129,536 users (non field upgradeable) | <b>DISCONTINUED</b> |
| <b>EM-833-F3</b> | HandKey Memory Expansion to 194,304 users (non field upgradeable) | <b>DISCONTINUED</b> |
| <b>EM-843-F3</b> | HandKey Memory Expansion to 259,072 users (non field upgradeable) | <b>DISCONTINUED</b> |

**Communication Options**

**F Series**

|               |  |                 |
|---------------|--|-----------------|
| <b>EN-201</b> | Ethernet Communication Module 10baseT (supercedes part number EN-200)            | <b>\$411.00</b> |
| <b>MD-500</b> | Internal 14.4K Baud Dial-Up Modem. Contact sales for international compatibility | <b>\$468.00</b> |



**Card Reader & Keypad Options**
**F Series**

|               |   |                     |
|---------------|---|---------------------|
| <b>PROX</b>   | Externally top mounted Proximity RF Reader<br><i>Factory option only, not available for field installation</i>  | <b>\$416.00</b>     |
| <b>SC-100</b> | Integrated side mounted Mifare® Classic Smart Card Reader with external clear acrylic card holder<br><i>Factory option only, not available for field installation</i> | <b>\$1,172.00</b>   |
| <b>ICLASS</b> | Internally installed Legacy iCLASS® Reader with external clear acrylic card holder<br><i>Factory option only, not available for field installation</i>                | <b>DISCONTINUED</b> |

**Outdoor Options**
**F Series\***

|                |   |                   |
|----------------|---|-------------------|
| <b>INT-HTR</b> | Outdoor Platen Heater. Factory option only, not available for field installation**<br>Includes 24 VDC power supply to operate HandKey | <b>\$649.00</b>   |
| <b>FX-ENCL</b> | Polyethylene with UV Resist Outdoor Enclosure (supersedes model # HURCNE)   | <b>\$489.00</b>   |
| <b>TX-ENCL</b> | Metal Watertight Enclosure (supersedes model # TSNAMI)  | <b>\$1,980.00</b> |

**Power Options**
**F Series**

|               |   |                 |
|---------------|---|-----------------|
| <b>PS-110</b> | Power Supply. 120 VAC to 13.5 VDC with connector              | <b>\$54.00</b>  |
| <b>PS-220</b> | Power Supply. 220 VAC to 13.5 VDC with connector              | <b>\$65.00</b>  |
| <b>BB-250</b> | Battery Backup available only at the time of initial purchase | <b>\$109.00</b> |

\* Lead times for enclosures are subject to be extended to four weeks

\*\* Not compatible with the SC-100

**Network Accessories**

|                   |  |                 |
|-------------------|--|-----------------|
| <b>DC-102</b>     | Data Converter for 4 wire system, RS-232 to RS-422 with 120V, 60 Hz power supply | <b>\$170.00</b> |
| <b>DC-102-220</b> | Data Converter for 4 wire system, RS-232 to RS-422 with 220V, 50 Hz power supply | <b>\$170.00</b> |

**Miscellaneous Accessories**

|               |                                     |                 |
|---------------|-------------------------------------|-----------------|
| <b>BG-200</b> | Demo Bag for E and F Series readers | <b>\$68.00</b>  |
| <b>BR-100</b> | 5V Relay                            | <b>\$124.00</b> |
| <b>DS-200</b> | Demo Stand for F Series readers     | <b>\$91.00</b>  |
| <b>TM-100</b> | Table-top Secure Mount for F Series | <b>\$312.00</b> |

**HandNet Software**

|                 |   |                   |
|-----------------|---|-------------------|
| <b>HN-2-T1</b>  | Tier One: Up to 5 HandKeys                        | <b>\$958.00</b>   |
| <b>HN-2-T2</b>  | Tier Two: Up to 25 HandKeys                       | <b>\$1,613.00</b> |
| <b>HN-2-T3</b>  | Tier Three: Unlimited HandKeys                    | <b>\$2,362.00</b> |
| <b>HN-T1-T2</b> | Tier Upgrade: T1-T2 from 6 to 25 HandKeys         | <b>\$1,584.00</b> |
| <b>HN-T1-T3</b> | Tier Upgrade: T1-T3 from 6 to unlimited HandKeys  | <b>\$1,668.00</b> |
| <b>HN-T2-T3</b> | Tier Upgrade: T2-T3 from 25 to unlimited HandKeys | <b>\$1,005.00</b> |

**Extended Warranty**

|                |   |                 |
|----------------|---|-----------------|
| <b>EXT-WAR</b> | 1 year extended warranty (available at the time of initial biometrics reader purchase only) | <b>\$315.00</b> |
|----------------|---|-----------------|

**Training Courses and Support Services**

Note: Prices are as posted. No discounts apply.

|                        |   |   |
|------------------------|---|---|
| <b>SBT-HK</b>          | 1-day training course at an Allegion facility. User will be able to install, program and troubleshoot the hardware functions of the HandKey upon completion of the course.  | <b>\$150.00 per person</b>              |
| <b>SBT-HK-ONSITE</b>   | 1-day training course at customer site. User will be able to install, program and troubleshoot the hardware functions of the HandKey upon completion of the course (max 10 trainees per classroom).   | <b>\$1,200.00 per day plus expenses</b> |
| <b>SBT-HNWL</b>        | 1-day training course at an Allegion facility. User will be able to install, program and troubleshoot the access control software (HandNet for Windows and HandNet Lite) on HandKeys.   | <b>\$150.00 per person</b>              |
| <b>SBT-HNWL-ONSITE</b> | 1-day training course at customer site. User will be able to install, program and troubleshoot the access control software (HandNet for Windows and HandNet Lite) on HandKeys (max 10 trainees per classroom).                              | <b>\$1,200.00 per day plus expenses</b> |
| <b>SS-SVC</b>          | <b>Schlage Biometrics Support – Support Services</b><br>Professional support services to assist business partners, dealers, and solution providers with services involving the F Series handreaders. A quote for services will be provided. | <b>\$150.00 per hour</b>                |

**Main Boards**

**Note:** Replacing any main board in the field creates a risk of the HandKey falling outside of acceptable calibration range. It is recommended that units be sent back to the factory to have the main board calibrated to the camera. Price does not include memory upgrades. Custom configurations must be noted on PO.

**F Series**

|                    |  |                 |
|--------------------|--|-----------------|
| <b>S-PC-HK2-RB</b> | HandKey II Main PCB Battery Backup Ready | <b>\$847.00</b> |
|--------------------|--|-----------------|

**Top Panels**
**F Series**

|                 |                               |                 |
|-----------------|-------------------------------|-----------------|
| <b>S-TP-HK2</b> | HandKey II Top Panel Assembly | <b>\$417.00</b> |
|-----------------|-------------------------------|-----------------|

**Power Options**
**F Series**
**Field Upgradeable Battery Backup Options**

|                 |  |                 |
|-----------------|--|-----------------|
| <b>BB-200</b>   | Operational Battery Backup with power management board for reader with serial numbers below 1345000      | <b>\$109.00</b> |
| <b>S-BB-BAT</b> | Operational Battery Backup for readers with serial numbers higher than 1362000, Spare Battery for BB-250 | <b>\$79.00</b>  |

**Overlays**
**F Series**

|                  |                    |                |
|------------------|--------------------|----------------|
| <b>OVLV HK-2</b> | HandKey II Overlay | <b>\$75.00</b> |
|------------------|--------------------|----------------|

### Terminal Strips

**F Series**

Readers built after 2003, or readers that have been upgraded to main boards with a push button reset switch.

|                    |   |                |
|--------------------|---|----------------|
| <b>S-TS-F02</b>    | Terminal Strip / connector 2 pin (pack of 5)                    | <b>\$68.00</b> |
| <b>S-TS-F03-F3</b> | Terminal Strip / connector 3 pin - F3 (pack of 5)               | <b>\$68.00</b> |
| <b>S-TS-F04-F3</b> | Terminal Strip / connector 4 pin - F3 (pack of 5)               | <b>\$68.00</b> |
| <b>S-TS-F06-F3</b> | Terminal Strip / connector 6 pin - F3 (pack of 5)               | <b>\$68.00</b> |
| <b>S-TS-F08-F3</b> | Terminal Strip / connector 8 pin - F3 (pack of 5)               | <b>\$68.00</b> |
| <b>S-TS-FPK-F3</b> | Terminal Strip / connector pack - 2, 3, 4, 6, 8 pin (F3 Series) | <b>\$68.00</b> |

**F Series Original Generation**

Readers built before 2004, can be identified by a 5 position DIP switch.

|                 |  |                |
|-----------------|--|----------------|
| <b>S-TS-F02</b> | Terminal Strip / connector 2 pin (pack of 5)   | <b>\$68.00</b> |
| <b>S-TS-F06</b> | Terminal Strip / connector 6 pin (pack of 5)   | <b>\$68.00</b> |
| <b>S-TS-F08</b> | Terminal Strip / connector 8 pin (pack of 5)   | <b>\$68.00</b> |
| <b>S-TS-F12</b> | Terminal Strip / connector 12 pin (pack of 5)  | <b>\$68.00</b> |
| <b>S-TS-FPK</b> | Terminal Strip / connector pack - 6, 8, 12 pin | <b>\$68.00</b> |

### EPROMS

**F Series**

Contact technical services for assistance selecting the proper version.

|                    |                                |                |
|--------------------|--------------------------------|----------------|
| <b>S-PR-F00-F3</b> | EPROM Upgrade current F Series | <b>\$39.00</b> |
|--------------------|--------------------------------|----------------|

### Platens

**F Series**

|                 |   |                 |
|-----------------|---|-----------------|
| <b>S-PL-F30</b> | Complete platen assembly with antimicrobial and blue hand outline | <b>\$217.00</b> |
| <b>S-PL-F</b>   | Platen overlay with antimicrobial and blue hand outline           | <b>\$108.00</b> |

### Keys

**F Series**

|                 |                        |                |
|-----------------|------------------------|----------------|
| <b>S-KY-F00</b> | Spare Keys (pack of 5) | <b>\$91.00</b> |
|-----------------|------------------------|----------------|

### Mounting Kits

**F Series**

|                    |   |                |
|--------------------|---|----------------|
| <b>S-RP-F00</b>    | Back Plate, rear sheet metal with hardware. Note: Serial numbers are required for a new label | <b>\$65.00</b> |
| <b>S-WM-F00-F3</b> | Wall Mount Bracket with hardware  | <b>\$87.00</b> |

### Shipping Boxes

|                 |   |                |
|-----------------|---|----------------|
| <b>S-SB-F00</b> | F Series Shipping Box with foam inserts | <b>\$41.00</b> |
|-----------------|---|----------------|

### Ship Kits

|                     |                                     |                 |
|---------------------|-------------------------------------|-----------------|
| <b>S-SK-HK-2-CR</b> | Replacement Ship Kit for HandKey II | <b>\$174.00</b> |
|---------------------|-------------------------------------|-----------------|

### Cables

**F Series**

|                    |                  |                |
|--------------------|------------------|----------------|
| <b>S-CB-232-F3</b> | RS-232 Cable 50' | <b>\$36.00</b> |
|--------------------|------------------|----------------|

|  |            |
|--|------------|
| <b>MISCELLANEOUS - TABLE OF CONTENTS</b> |            |
| <b>AGENCY LISTING</b>                    | <b>286</b> |
| <b>DOOR HANDING</b>                      | <b>288</b> |
| <b>SYSTEM DESIGN GUIDE</b>               | <b>291</b> |
| <b>KEY SYSTEM SUMMARY</b>                | <b>293</b> |
| <b>WIRING DIAGRAMS</b>                   | <b>307</b> |
| <b>BAA/ARRA COVER LETTER</b>             | <b>311</b> |

## Agency Listings



| Product  | Listing  | Standard  | Agency                                     |
|--|--|---|--|
| <b>M420/M420P</b>                                  | Builders Hardware - Aux. Locks   | UL 10C/UL 1034/UL 294                                     | UL/cUL CSFM                                |
| <b>M450/M450P</b>                                  | Builders Hardware - Aux. Locks   | UL 10C/UL 1034/UL 294                                     | UL/cUL CSFM                                |
| <b>M490/M490P</b>                                  | Builders Hardware - Aux. Locks   | UL 10C/UL 1034/UL 294                                     | UL/cUL CSFM                                |
| <b>M490DE</b>                                      | Builders Hardware - Aux. Locks   | UL10C<br>UL294 Special Locking Arrangement including BOCA | UL/cUL CSFM                                |
| <b>M390RFK</b>                                     | Builders Hardware - Aux. Locks   | UL 10C UL/cUL   | UL/cUL CSFM                                |
| <b>490G</b>  | Builders Hardware - Aux. Locks<br>(outdoor rated)  | --  | --   |
| <b>320 series<br/>M suffix</b>                     | Builders Hardware- Aux. Locks  | UL10C   | UL/cUL CSFM                                |
| <b>GF3000 (surface mount)</b>                      | Builders Hardware- Aux. Locks  | UL10C   | UL /cUL                                    |
| <b>GF3000 (mortise mount)</b>                      | Builders Hardware-Aux. Locks   | UL10C   | UL/cUL CSFM                                |
| <b>PS902</b>                                       | Power Supply   | UL294   | UL/cUL<br>FCC Part 15 and Rotts Compliant  |
| <b>PS904</b>                                       | Power Supply   | UL294   | UL/cUL<br>FCC Part 15 and Rotts Compliant  |
| <b>PS906</b>                                       | Power Supply   | UL294   | UL/cUL<br>FCC Part 15 and Rotts Compliant  |
| <b>900-2RS</b>                                     | Power Supply Option Board  | UL294   | UL/cUL                                     |
| <b>900-4R/900-4RL</b>                              | Power Supply Option Board  | UL294   | UL/cUL                                     |
| <b>900-8P/900-8F</b>                               | Power Supply Option Board  | UL294   | UL/cUL                                     |
| <b>900-FA/900-BB</b>                               | Power Supply Option Board  | UL294   | UL/cUL                                     |
| <b>672 series<br/>All models<br/>including BRG</b> | Access Control System Units<br>Burglary Resistant Electric Locking<br>Mechanism Accessory    | UL294<br>UL1034   | UL<br>UL                                   |
| <b>692 series<br/>All models<br/>including BRG</b> | Access Control Systems Units<br>Burglary Resistant Electronic Locking<br>Mechanism Accessory | UL294<br>UL1034   | UL<br>UL                                   |
| <b>7764 switch</b>                                 | Connectors and Switches<br>Misc Fire Door Accessories  | UL634<br>UL10B  | UL-multiple listing<br>UL-multiple listing |
| <b>7766 switch</b>                                 | Connectors and Switches  | UL634   | UL-multiple listing                        |
| <b>8200 series</b>                                 | Access Control Units   | UL294   | UL   |
| <b>SCAN-II-W<br/>SCAN-II-B</b>                     | Access Control System Units  | UL294   | UL-multiple listing                        |

## Listed Electromagnetic Locks A156.23-2010 ANSI Type Numbers Licensee's Catalog

| ANSI Function Number | Designations         |                             |                             |
|----------------------|----------------------|-----------------------------|-----------------------------|
|                      | 1500 lbf Rating      | 1000 lbf Rating             | 500 lbf Rating              |
| E18501               | M490, M490P, M390RFK | M450, M450P, 70             | M420, 420P, 40              |
| E18511               | M492, M492P          | M452, M452P, 72             | M422, M422P                 |
| E18531               | M490-TJ, M490P-TJ    | M450-TJ, M450P-TJ, 70-TJ    | M420-TJ, M420P-TJ, 40-TJ    |
| E18541               | M490-HDB, M490P-HDB  | M450-HDB, M450P-HDB, 70-HDB | M420-HDB, M420P-HDB, 40-HDB |
| E08501               | M490G <sup>1</sup>   |                             |                             |
| E08531               | M490G <sup>1</sup>   |                             |                             |
| E08561               | GF3000, GF3000TJ     |                             |                             |
| E08571               | 280                  |                             |                             |
| E08581               | GF3000, 280          |                             |                             |
| E08591               | GF3000, 280          |                             |                             |
| E08601               | GF3000BRD            |                             |                             |

<sup>1</sup>. Outdoor rated lock.

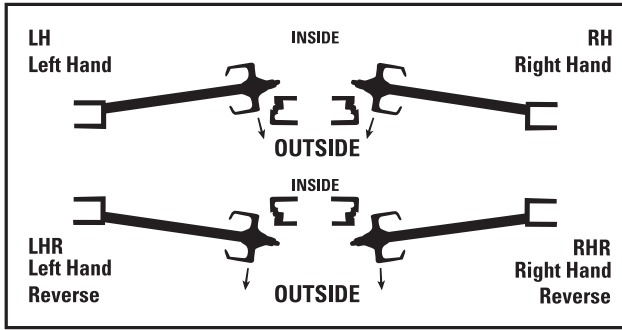
All of the above available in 12VDC or 24VDC.

| Finish Type             | Certified Finishes<br>Licensee's Catalog Designations |
|-------------------------|---|
| Clear Anodized Aluminum | 628   |
| Satin Black, Anodized   | 335   |

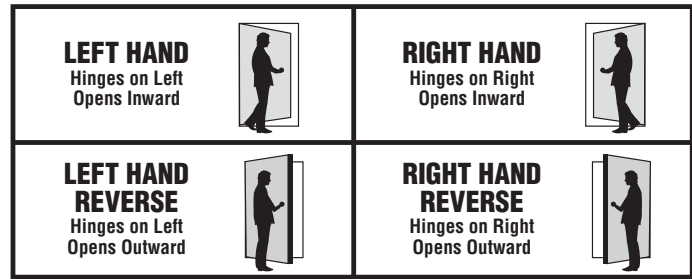
## AD-Series and CO-Series Electronic Locks

| Product               | Standard  |
|-----------------------|---|
| AD-Series & CO-Series | UL294   |
|                       | UL10C   |
|                       | BHMA/ANSI 156.25 Grade 1 Operation and Security |
|                       | A156.2  |
|                       | A156.3  |
|                       | A156.12   |
|                       | A156.13   |
|                       | NFPA 101 – Ch 7                                 |
|                       | NFPA 80 – Ch 6 & 7                              |
|                       | IBC – Ch 10                                     |
|                       | ADA – Ch 4.13                                   |
|                       | FCC Part 15                                     |
|                       | Industry Canada (IC) RSS-210                    |
|                       | Florida Building Code                           |
|                       | RoHS  |

### Door and Frame Handing Chart



### Door Handing from Reader Side



### Architectural Finishes Chart

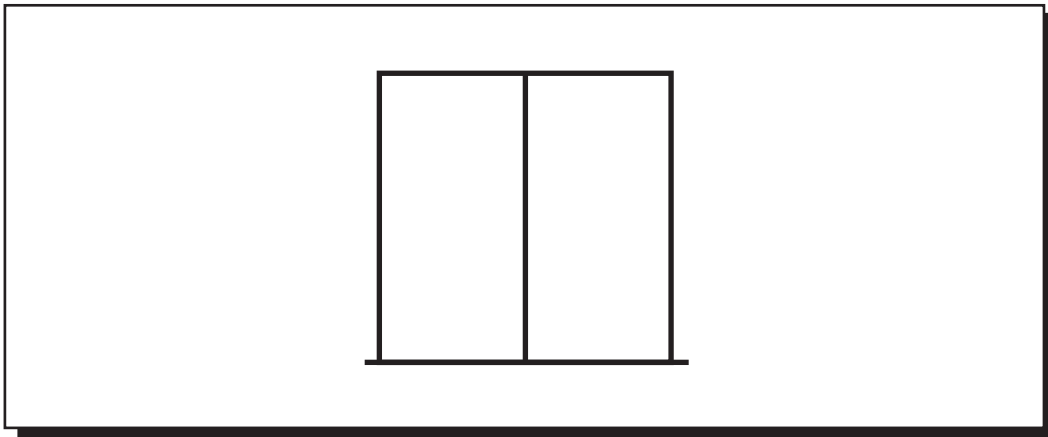
| Finish Description              | Finish #   | BHMA # | Government |
|---------------------------------|------------|--------|------------|
| Bright Brass                    | 605 or 666 | 605E   | US3        |
| Bright Chrome                   | 625 or 672 | 625E   | US26       |
| Oil Rubbed Bronze, Anodized     | 690 or 313 | 690    | US20A      |
| Oil Rubbed Bronze               | 613 or 710 | 613E   | US10B      |
| Satin Aluminum, Clear Anodized  | 628        | 628    | US28       |
| Satin Black, Anodized           | 711 or 335 | 711    | US19       |
| Satin Brass                     | 606        | 606E   | US4        |
| Satin Bronze                    | 612 or 668 | 612E   | US10       |
| Satin Chrome                    | 626        | 626E   | US26D      |
| Satin Stainless Steel           | 630        | 630    | US32D      |
| Oil Rubbed Bronze, Powder Paint | SP313      |        |            |
| Satin Black, Powder Paint       | SP335      |        |            |

**Note:** To preserve finishes, wipe clean with a soft cloth. Commercial cleaners may damage finish.









**DESCRIPTION OF OPERATION**

---

---

---

**ELECTRIC LOCK**

**TYPE: VOLTAGE: CURRENT DRAW**

**OPTIONS**

**LOCK STATUS SW: DOOR STATUS SW**

**POWER SUPPLY**

**MODEL: VOLTAGE: CURRENT CAPACITY**

**OPTIONS**

**FIRE SYSTEM TIE-IN: STANDBY BATTERIES**

**CONTROL-ACCESS**

**TYPE:**

**CONTROL-EGRESS**

**TYPE:**

**MONITORING REQUIRED-DESCRIBE:**

---

---

---

**INTERLOCK REQUIRED-DESCRIBE:**

---

---

---





# MASTER KEY SYSTEM SUMMARY

This form must be attached to the **Master Key Order form and P.O.**  
Please provide as complete and accurate as possible so we can provide what you need for your Key System.

Job Name  
Address  
City / State  
Country

Account No.  
P.O.#

For detailed instructions on how to complete this form please refer to pages 4 & 5

## System Overview

- New  Existing (provide info below)
- Attached Dealer Specified Combinations
- Registry # \_\_\_\_\_
- Structure or  
Factory Order # \_\_\_\_\_

## I. Select System

### Schlage

- Classic
- Classic Primus \*

### Everest®

- B (Small Format IC, Restricted \*)
- C (Open)
- Primus® \*
- D (Restricted \*)
- Primus® \*

### Everest 29™

- R (Small Format IC, Restricted \*)
- S (Open)
- Primus® \*
- T (Restricted \*)
- Primus® \*

### Falcon

- Standard
- Schlage C
- Restricted \*
- Interchangeable Core A2
- Interchangeable Core A4

Everest 29 key sections are backwards compatible to Everest keyways and have the following relationships:

R family sections > B family keyways  
S family sections > C family keyways  
T family sections > D family keyways

### Type

- 5-pin  6-pin  7-pin
- See compatibility chart on page 5

Keyway \_\_\_\_\_

Specified \*\*: \_\_\_\_\_

\*\* = The Commercial Master Key Department makes the final decision in the selection of key sections

Construction Keyed  Yes  No

Full Size Construction Cores  ICA  ICB  ICC  
(Schlage Only)

Small Format Construction Cores  Brown  Green

Construction Keyed Type

- Falcon  CK (BOK)  Lost Ball
- Schlage  CK (Split)  RCK ( 5-Pin C only )



## 2. Select Keys & Key Stamping

### Change Keys

No. Of Keys per Symbol \_\_\_\_\_

No. Of Keys per Cylinder \_\_\_\_\_

### Type

Standard Bow

Standard Bow  
(Unembossed)

Access Bow  
(Schlage Only)

Large Bow

### Key Stamp Details

Keyset Symbol

Do Not Duplicate  
(DND)

With Custom Die  
(Specify) \_\_\_\_\_  
\_\_\_\_\_  
\_\_\_\_\_

Non-standard Code (Specify) \_\_\_\_\_

### Change Key Packaging and Shipping Instructions

Pack Keys Independently (PKI) of Lock or Cylinder \*\*\*

\*\*\* = *Furnished standard at no charge with  
Split-Key construction keying*

Yes    No

If PKI, ship change keys to:

Dealer

Other \_\_\_\_\_  
\_\_\_\_\_

See Primus Facesheet

## 3. Select Cylinder Stamping

### Cylinder Stamp Details

With Industry Standard Key Symbol

Non-Standard Code (Specify)

### Cylinder Stamping Location

Plug Face (N/A in Primus) - VKC

Concealed (N/A in Falcon STD) - CKC





#### 4. Select Key Quantities

| Level           | Qty. Per | Master Key Symbol (s) | Total Quantity |
|-----------------|----------|-----------------------|----------------|
| GGM _____       | _____    | _____                 | _____          |
| GM _____        | _____    | _____                 | _____          |
| MK or RMK _____ | _____    | _____                 | _____          |
| Control _____   | _____    | _____                 | _____          |
| Emergency _____ | _____    | _____                 | _____          |
| Others _____    | _____    | _____                 | _____          |

#### Ship Master Keys To:

Dealer   
  See Primus Facesheet   
  Other \_\_\_\_\_  
 \_\_\_\_\_  
 \_\_\_\_\_

| Special Function     | Qty. Per |   | Qty. Per |
|----------------------|----------|---|----------|
| RCK (Lost Ball) **** | _____    | Full Size Construction Core Keys (Schlage Only)         | _____    |
| CK (Split Key) ****  | _____    | Full Size Construction Core Control Keys (Schlage Only) | _____    |
| Extractor Tools **** | _____    | Small Format Construction Core Keys                     | _____    |
|                      |          | Small Format Construction Core Control Keys             | _____    |

\*\*\*\* = Use with Construction Keying

#### 5. Master Key Future Expansion

| List Future MK Symbols                                  | Approx. # of Change Key Symbols Under Each Future MK |
|---|--|
| Example:<br>MK..... <input checked="" type="checkbox"/> | BJ, BK _____ 40 each _____                           |
| GGM_ <input type="checkbox"/>                           | _____  |
| GM_ <input type="checkbox"/>                            | _____  |
| MK_ <input type="checkbox"/>                            | _____  |
| MK_ <input type="checkbox"/>                            | _____  |
| MK_ <input type="checkbox"/>                            | _____  |
| MK_ <input type="checkbox"/>                            | _____  |
| Others_ <input type="checkbox"/>                        | _____  |

#### 6. Operating Instructions

(Unless otherwise specified, all hierarchical master keys will operate cross-keyed cylinders)

| Cross Keyed Cylinder | is operated by these change keys | Cross Keyed Cylinder | is operated by these change keys |
|----------------------|----------------------------------|----------------------|----------------------------------|
| X _____              | _____                            | X _____              | _____                            |
| X _____              | _____                            | X _____              | _____                            |
| X _____              | _____                            | X _____              | _____                            |
| X _____              | _____                            | X _____              | _____                            |



## 7. Instructions and Compatibility

### **General Information**

If you do not know the registry number (R#), structure number or the original factory order number for an existing system, contact Customer Service prior to placing the order:

**Tel. 1-877-671-7011**  
**Fax 1-800-452-0663**

- Only one structure may be ordered on the same purchase order
- Classic refers to Obverse, Numbered (Paracentric), Quad, and Reverse key section families
- Classic Primus refers to Primus Obverse and Primus Quad key section families

### **Section 1: System a System**

Full Size Construction Cores

- Schlage only

Small Format Construction Cores

- 7-pin only for Schlage
- 6- and 7-pin for Falcon

CK (Split)

- 6-pin for Schlage and Falcon
- Split key construction keying is not available for Classic Primus or Everest 29 Primus

RCK (Lost Ball)

- 5-pin (C keyway) only for Schlage
- 5-, 6-, and 7-pin for Falcon

System Selection

- Refer to the compatibility chart

### **Section 2: Select Kys and Key Stamping**

Stamp Details

- Unless otherwise specified, industry standard key symbols are stamped on Everest 29™ and Primus® keys
- For custom die, attach RFQ approval for Schlage

### **Section 3: Select Cylinder Stamping**

Type

- For cylinder type refer to the compatibility chart

Keyway (specify)

- Schlage Commercial's default key section for new Master Key Systems is Everest™ S145



**Section 4: Key Quantities**

Level

- Unless otherwise specified, the control key has the same cut as the highest-level key in the system (Except SFIC systems)

Special Function

- Construction keys are not furnished unless specified

Change Keys

- Unless otherwise specified 2 change keys are furnished per lock or cylinder

**Section 5: Master Key Future Expansion**

- Do not use the letters “I”, “O”, “CK”, “KA”, or “KD” for any master key symbols

**Section 6: Operating Instructions**

- Cross keying reduces the security and expansion of key systems
- Unless otherwise specified, all hierarchical master keys will operate cross-keyed cylinders

Compatibility Chart

|                        | 5 Pin | 6 Pin | 7 Pin | Split Key | Block O-Key | Lost Ball | Tempe Core | A2 | A4 | 0.025 | 0.018 |
|------------------------|-------|-------|-------|-----------|-------------|-----------|------------|----|----|-------|-------|
| <b>Schlage</b>         |       |       |       |           |             |           |            |    |    |       |       |
| Classic                | X     | X     |       | X         |             | X         | X          |    |    |       |       |
| Everest 29 S           |       | X     |       | X         |             |           | X          |    |    |       |       |
| Everest 29 T           |       | X     |       | X         |             |           | X          |    |    |       |       |
| Everest 29 R           |       |       | X     |           |             |           | X          | X  |    |       |       |
| Classic Primus (XP)    |       | X     |       |           |             |           | X          |    |    |       |       |
| Everest 29 Primus (XP) |       | X     |       |           |             |           | X          |    |    |       |       |
| <b>Falcon</b>          |       |       |       |           |             |           |            |    |    |       |       |
| Open                   | X     | X     | X     |           | X           | X         |            |    |    |       | X     |
| Restricted             |       | X     | X     |           | X           | X         |            |    |    | X     |       |
| Schlage C              |       | X     |       | X         |             |           |            |    |    |       |       |
| SFIC Open              |       | X     | X     |           |             |           | X          | X  | X  |       |       |
| SFIC Restricted        |       | X     | X     |           |             |           | X          | X  | X  |       |       |









# Sample Letter of Authorization For All Restricted Key Products



**DISTRICT 10**

**End User  
Letterhead - REQUIRED**

District 10 Schools  
555 Main Street  
End User City, State 55555  
(555) 555-5555

May 1, 2003

**Date - REQUIRED**

**To:** Schlage Dealer  
100 East Avenue  
Dealer City, State 11111

**Dealer Name -  
RECOMMENDED**

**Include Registry  
Number & Facility  
Code (stamped on  
keys) for existing  
key systems**

**RE: District 10, Jones Elementary School**

**Facility Name - REQUIRED**

Please consider this authorization to ship product for the above-referenced project.

Jones Elementary School is to be keyed using a new Everest D Restricted Key System. For security reasons, we would like to have all keys for this facility shipped to a location other than the job site. Master keyed products, however, can be shipped directly to the site. This letter authorizes Schlage to ship our restricted products to the following addresses:

Master Keyed Products, Construction Keys, Locks Less  
Cylinders, and Locks with Construction Cores

Attn: Building Project Manager  
District 10 Schools  
555 Main Street  
End User City, State 55555

Master Keys, Change Keys, Control Keys, and Key Blanks

Attn: Locksmith  
District 10 Lockshop  
1201 Fifth Avenue  
End User City, State 55555

**Authorized Ship-  
To Addresses -  
REQUIRED**

These two addresses above serve as our only authorized shipment addresses for all orders placed for our facility. We understand that this letter will be kept on file and referenced for our future orders and that a new letter is only required to add, remove, or change authorized shipping locations.

Sincerely,

End User Representative  
Facilities Manager

**End User  
Representative  
Signature -  
REQUIRED**

**Letter may be mailed or faxed to Schlage**  
**Schlage Restricted Order Processing**  
**3899 Hancock Expressway**  
**Colorado Springs, CO 80911**



A library of common wiring diagrams are available at no-charge for use in single and double door applications utilizing various configurations of Allegion door hardware products. These diagrams can be accessed through our Knowledge Center tool at <http://kc.allegion.com/>. Click on *Common wiring diagrams* located under the column Top Solutions.

## Custom Wiring Diagram Request

When common wiring diagrams do not meet the needs of the job requirements Allegion offers a service to purchase custom wiring diagrams. All custom wiring diagrams include a point-to-point with theory of operation and a riser diagram. Custom wiring diagrams fall into two categories; Standard and Complex:

- **Standard drawings:** All Allegion products with a single opening and a basic theory of operation. These drawings are quoted on a per drawing basis.
- **Complex drawings:** Generic contacts, 3rd party components, complex relay logic, timer circuit logic, any other additional advanced logic. These drawings must be processed through a quote process to determine the total NET cost of the request.

## How does the Custom Wiring Diagram Request Process work?

- Custom wiring diagrams can only be ordered by and shipped to current Allegion Channel Partners
- Obtain a Wiring Diagram Request Form on page 309 or email a request to [Wiring.Diagram.Request@allegion.com](mailto:Wiring.Diagram.Request@allegion.com)
- Email the completed request form to [Wiring.Diagram.Request@allegion.com](mailto:Wiring.Diagram.Request@allegion.com)
- Be sure and include the following information to prevent delays to the request:
  - All supporting documentation for non-Allegion products
  - Hardware list with complete part numbers
  - Detailed Theory of operation for all openings
- Upon receipt the custom wiring coordinator will review and clarify the request as needed
- Once all clarifications are resolved a QUOTE#, NET pricing, and lead time will be assigned and communicated to the requestor within 1 business day
- Drawings that fall under a Standard type will be quoted a NET \$250 for each drawing
- Drawings that fall under a Complex type will receive a NET quote depending on the time required to complete the drawings at an hourly rate of \$250/hour
- A purchase order with the QUOTE# must be received for the wiring diagrams to be produced
  - Send the completed PO to [Wiring.Diagram.Request@allegion.com](mailto:Wiring.Diagram.Request@allegion.com)
- Lead time is generally 2-3 weeks from time PO is received, more complex requests will have longer lead times
- Changes to the original request after a quote approval may incur additional charges and affect lead time
- QUOTE# is valid for 90 days
- Custom wiring diagrams, once completed, will be emailed to the requestor



# Wiring Diagram Request Form



# ALLEGION™

**Must be a Schlage Electronics, LCN, or Von Duprin Dealer**

=====

Date \_\_\_/\_\_\_/\_\_\_ Project Name \_\_\_\_\_

Dealer/Distributor \_\_\_\_\_

Account # \_\_\_\_\_ Dealer Contact Name \_\_\_\_\_ Phone \_\_\_\_-\_\_\_\_-\_\_\_\_\_

=====

Provide a Primary Technical Contact \_\_\_\_\_ Phone \_\_\_\_-\_\_\_\_-\_\_\_\_\_

=====

### Provide/Attach the Following

- All supporting documentation for all non-Allegion products.
  - Included hardware list with complete part numbers.
  - Detailed Theory of Operation for all openings.

### Additional information that helps expedite the project:

Door Number; Door Size; Door Material;  
 Fire Rated Opening; Single/Pair; Double Egress; Interior/Exterior;  
 Interlocked Opening; Basic Floor Plan/Traffic Flow

=====

**E-mail completed form and supporting documentation to**

Wiring.Diagram.Request@allegion.com

Phone: 877-671-7011



# BAA Order Transmittal Cover Letter



## Buy America Act and American Recovery and Reinvestment Act (BAA/ARRA)

*Note that orders requiring BAA compliant products MUST include this cover letter to  
be properly identified.*

## About Allegion

Allegion (NYSE: ALLE) creates peace of mind by pioneering safety and security. As a \$2 billion provider of security solutions for homes and businesses, Allegion employs more than 8,000 people and sells products in more than 120 countries across the world. Allegion comprises 27 global brands, including strategic brands CISA®, Interflex®, LCN®, Schlage® and Von Duprin®.

For more, visit [www.allegion.com](http://www.allegion.com)

KRYPTONITE ■ LCN ■  ■ STEELCRAFT ■ VON DUPRIN