

OPERATING INSTRUCTIONS

BATTERY LOADING

(FOR MAXIMUM PERFORMANCE, USE ALKALINE BATTERIES)

Remember to take out all batteries from car and transmitter after playing.

- Do not mix old and new batteries.
- Do not mix alkaline, standard (Carbon-Zinc), or rechargeable (Nickel-Cadmium) batteries.

VEHICLE

1. Slide the ON/OFF switch at the bottom of the vehicle to the "OFF" position. (See Diagram 1)
2. Unscrew to open battery case cover and insert 4 X 'AA' size battery as indicated, following the engraved (+) (-) signs. (See Diagram 1)
3. Replace the battery case cover.

TRANSMITTER

1. Slide open the battery case cover from the back of the transmitter and put 1 x 9volt battery inside following the engraved (+) (-) signs. (See Diagram 2)
2. Replace the battery case cover.

NOTE: REMOVE ALL BATTERIES AFTER YOU HAVE FINISHED USING YOUR VEHICLE.

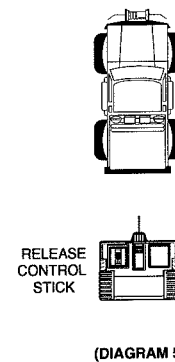
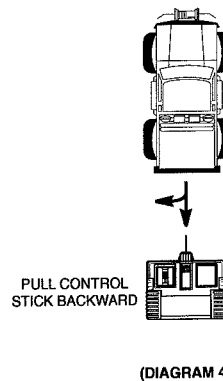
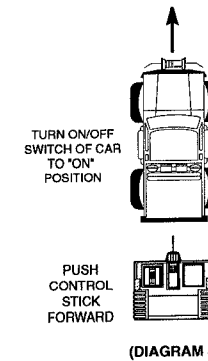
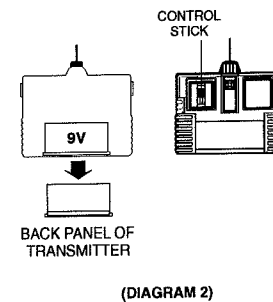
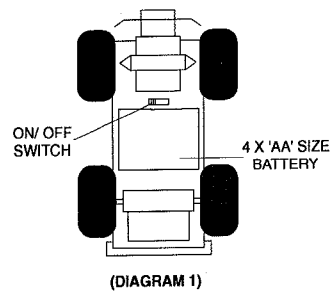
HOW TO PLAY

- A. Slide the ON/OFF switch at bottom of the vehicle to the "ON" position. (See Diagram 1)
- B. Push the control stick of the transmitter (control unit) forward, the vehicle will run straight forward. (See Diagram 3)
- C. Pull the control stick of the transmitter (control unit) backward, the vehicle will run backward in a circular path. (See Diagram 4)
- D. Release the control stick of the transmitter, the vehicle will stop. (See Diagram 5)

PERFORMANCE TIPS:

- Don't drive in grass, sand or carpet.
- Don't go through water.
- Use fresh alkaline batteries.
- Be sure to rest your vehicle for at least 30 minutes after every 15 minutes of operation.
- Make sure ON/OFF switch on your vehicle is OFF when not in use.
- Don't bend antenna.
- Electrical, CB interference, mobile phones, air conditioning, elevators and steel girders in building, will affect the operation of your vehicle.
- Don't leave the vehicle or transmitter near sources of heat or under direct sunlight for long periods of time.
- Remove the batteries from the vehicle and transmitter when not in use.

FCC NOTE:
THE MANUFACTURER IS NOT RESPONSIBLE FOR ANY RADIO OR TV INTERFERENCE CAUSED BY UNAUTHORIZED MODIFICATIONS TO THIS EQUIPMENT. SUCH MODIFICATIONS COULD VOID THE USER'S AUTHORITY TO OPERATE THE EQUIPMENT.



CAUTION: NOT SUITABLE FOR CHILDREN UNDER 36 MONTHS DUE TO SMALL PARTS. IMPORTANT: SEE INSTRUCTIONS BEFORE PLAYING. SPECIFICATIONS AND COLORS OF CONTENTS MAY VARY FROM ILLUSTRATION.
© 2006 SCIENTIFIC TOYS LTD, CHAI WAN, HONG KONG.

