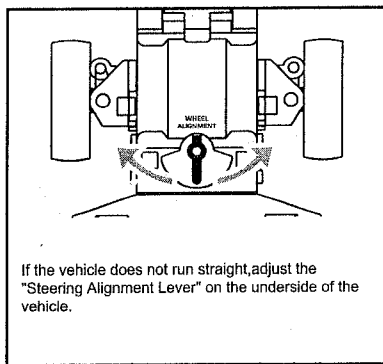
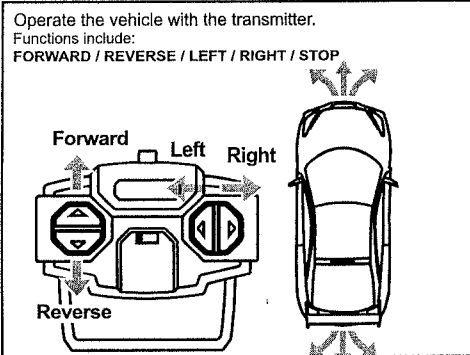
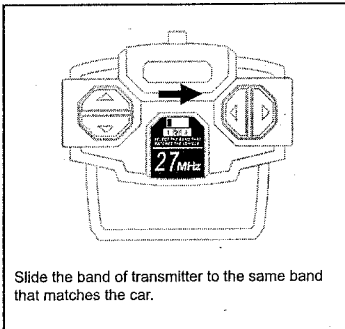
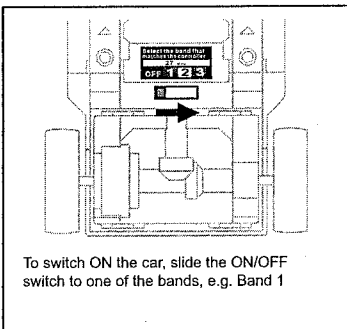


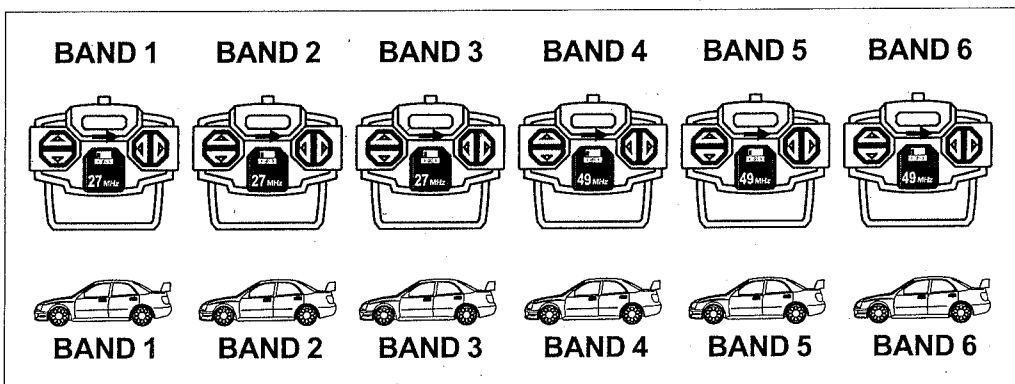
OPERATION



CHANGING BANDS FOR MULTI-PLAYER CONTROL SYSTEM

Collect different vehicles to run up to 6 cars at the same time.

1. Assign a different band to each car. The 6 available bands are BAND 1, BAND 2 and BAND 3 for 27MHz; BAND 4, BAND 5 and BAND 6 for 49MHz.
2. Adjust the transmitter to match the band selected for the car. For example, if BAND 2 is selected for the car, slide the band switch of the transmitter to BAND 2.
3. Select a different band for each pair of car and transmitter and go racing.



TIPS FOR THE MULTI-PLAYER CONTROL SYSTEM

1. When operating multiple cars, only one pair of car and transmitter shall be using the same band. Interference may occur if i) more than one car is set to the same band; or ii) more than one transmitter is set to the same band.
2. If a car does not respond, check the transmitter and the car to ensure that both are set to the same band.
3. This multi-player control system allows multiple cars within the collection to be raced at the same time. Use of other radio control products that are not part of this Multi-Player Control System may cause interference and loss of control to the cars.

PERFORMANCE TIPS

1. Operate your vehicle in a safe place. Do not drive in the street. Avoid driving through sand, mud and water.
2. Do not leave your transmitter or car near source of heat or under direct sunlight for long periods of time.
3. Do not expose your transmitter or car to humidity for long periods of time as dampness can damage interior mechanism.
4. Clean the toy vehicle regularly with a slightly damp cloth.
5. When the vehicle slows down or begins to move erratically, replace the batteries with new ones.
6. Concrete walls, metal posts, wire fence, and other electrical appliances and machineries can interfere with the transmission signal of your transmitter and result in erratic performance of your car. In this case, change to a different place.
7. If another radio control car or CB radio is operating at your same location, they will interfere with the performance of your car.
8. Alkaline batteries are highly recommended.

BATTERY CAUTIONS

1. Do not mix old and new batteries.
2. Do not mix alkaline, standard (carbon-zinc), or rechargeable (nickel-cadmium) batteries.
3. Batteries are to be inserted with correct polarity.
4. Exhausted batteries are to be removed from the toy.
5. The supply terminals are not to be short-circuited.

FCC NOTE : THE MANUFACTURER IS NOT RESPONSIBLE FOR ANY RADIO OR TV INTERFERENCE CAUSED BY UNAUTHORIZED MODIFICATIONS TO THIS EQUIPMENT. SUCH MODIFICATIONS COULD VOID THE USER'S AUTHORITY TO OPERATE THE EQUIPMENT.

THE ANTENNA PROVIDED IS A UNIQUE ANTENNA. BY INSTALLATION OF UNAUTHORIZED ANTENNA TO THIS EQUIPMENT. SUCH UNAUTHORIZED INSTALLATION COULD VOID THE USER'S AUTHORITY TO OPERATE THE EQUIPMENT.



WARNING:

CHOKING HAZARD - Small parts.
Not for children under 3 years.

© 2005 SCIENTIFIC TOYS, LTD.
CHAI WAN, HONG KONG
PRINTED IN CHINA
OI NO.:3276