

Get Ready

Install the Antenna Tube

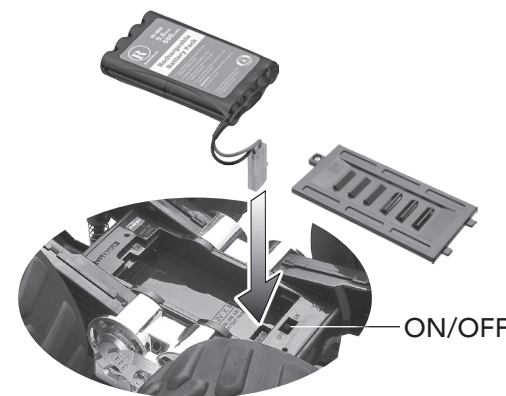
1. Thread the truck's antenna wire through the supplied antenna tube.
2. Insert the tube into the antenna hole on the truck's body.
3. Tie a loose knot to hold the antenna wire in place.



Install Batteries

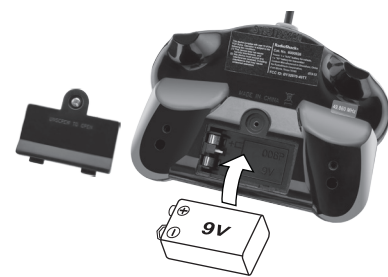
In Your Truck

1. Turn off the truck.
2. Use a screwdriver to open the battery cover, and plug the jack of the battery pack into the battery socket. Make sure you fit the battery and battery cables neatly inside.
3. Replace the battery cover and secure it with the screw.



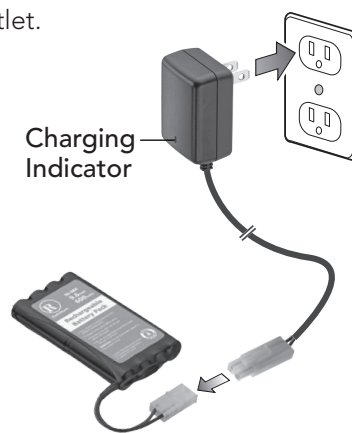
In Your Transmitter

1. Use a screwdriver to open the battery compartment cover.
2. Insert one 9V battery (not included) matching the polarity symbols (+ and -) marked inside.



Charge the Truck Battery Pack

1. Plug the battery charger into a standard AC outlet.
2. Connect the battery pack and the charger together by snapping the connectors tightly.
3. Allow 2 hours for each charge. The charging indicator flashes during charging. It stops flashing and stays on in green when charging is complete.
4. Unplug the charger and pull apart the battery connectors when fully charged. When fully charged, the truck can run 10 – 15 minutes.



Caution:

- To avoid damage and personal injury, use only the supplied charger to charge the battery pack.
- After playing, wait at least 20 minutes to let the battery pack cool before charging it.

Drive Your Truck

1. Turn on the truck.
2. Operate the truck with the transmitter.
 - Push both the right and left control sticks forward or reverse to drive in a straight line.
 - Push either the right or left control stick to turn.
 - Push one control stick forward and the other in reverse to spin.
3. Turn off the truck when you finish driving.



Safety and Care

- Not recommended for children under 6 years of age. Adult supervision is recommended at all times.
- Do not use your truck near transmitters with the same frequency (27 or 49 MHz).
- A nearby CB radio can interfere with your truck's control. If this happens, move the truck away from the CB radio.
- Never play your truck in the street.
- Avoid high-impact collisions with people and objects.

Warning: CHOKING HAZARD – Small parts. Not for children under 3 years.

Battery Notes:

- Dispose of the old batteries promptly and properly. Do not burn or bury them. Use only fresh batteries of the required size and recommended type.
- Do not mix old and new batteries, different types of batteries (standard, alkaline, or rechargeable), or rechargeable batteries of different capacities.
- Do not disassemble the charger and battery pack. Incorrect assembly can result in risk of electric shock or fire.
- If you do not plan to use the truck for a long period, remove the batteries from the transmitter. Batteries can leak chemicals that can damage electronic parts.
- Batteries should NEVER be left unattended while charging. Only adults should charge the batteries. Use caution when using the charger to avoid electric shock.



Recycle Rechargeable Batteries



Recycle your old rechargeable batteries at one of the many collection sites in the U.S. and Canada. To find the site nearest you, visit www.call2recycle.org or call 1-800-822-8837.

Thank you for purchasing your 1:8 Monster Wheel 4x4 from **RadioShack**. Please read this user's guide before using your new truck.

What's Included

- 1:8 Monster Wheel 4x4
- Transmitter
- Battery Pack
- Charger
- Antenna Tube (2)
- User's Guide

Features

- Oversized tires for better traction
- Up to 400 feet (122 m) per minute
- Off road

Specifications

Input..... 120 V AC, 60 Hz, 10 W
 Output..... 12 V DC, 350 mA
 Control Distance..... 100 feet (31 m)
 Climbing Angle..... 30 degrees
 Band..... 27 or 49 MHz

Specifications are subject to change and improvement without notice. Actual product may vary from the images found in this document.

FCC Information

This equipment has been tested and found to comply with the limits for a Class B digital device, pursuant to Part 15 of the FCC Rules. These limits are designed to provide reasonable protection against harmful interference in a residential installation. This equipment generates, uses, and can radiate radio frequency energy and, if not installed and used in accordance with the instructions, may cause harmful interference to radio communications. However, there is no guarantee that interference will not occur in a particular installation. If this equipment does cause harmful interference to radio or television reception, which can be determined by turning the equipment off and on, the user is encouraged to try to correct the interference by one or more of the following measures:

- Reorient or relocate the receiving antenna.
- Increase the separation between the equipment and receiver.
- Connect the equipment into an outlet on a circuit different from that to which the receiver is connected.
- Consult your local **RadioShack** store or an experienced radio/TV technician for help.

If you cannot eliminate the interference, the FCC requires that you stop using your equipment. Changes or modifications not expressly approved by the party responsible for compliance could void the user's authority to operate the equipment.

This device complies with Part 15 of the FCC Rules. Operation is subject to the following two conditions: (1) This device may not cause harmful interference, and (2) this device must accept any interference received, including interference that may cause undesired operation.

Limited Warranty

RadioShack warrants this product against defects in materials and workmanship under normal use by the original purchaser for **ninety (90) days** after the date of purchase from a **RadioShack**-owned store or an authorized **RadioShack** franchisee or dealer. **RADIOSHACK MAKES NO OTHER EXPRESS WARRANTIES.**

This warranty does not cover: (a) damage or failure caused by or attributable to abuse, misuse, failure to follow instructions, improper installation or maintenance, alteration, accident, Acts of God (such as floods or lightning), or excess voltage or current; (b) improper or incorrectly performed repairs by persons who are not a **RadioShack** Authorized Service Facility; (c) consumables such as fuses or batteries; (d) ordinary wear and tear or cosmetic damage; (e) transportation, shipping or insurance costs; (f) costs of product removal, installation, set-up service, adjustment or reinstallation; and (g) claims by persons other than the original purchaser.

Should a problem occur that is covered by this warranty, take the product and the **RadioShack** sales receipt as proof of purchase date to any **RadioShack** store in the U.S. **RadioShack** will, at its option, unless otherwise provided by law: (a) repair the product without charge for parts and labor; (b) replace the product with the same or a comparable product; or (c) refund the purchase price. All replaced parts and products, and products on which a refund is made, become the property of **RadioShack**. New or reconditioned parts and products may be used in the performance of warranty service. Repaired or replaced parts and products are warranted for the remainder of the original warranty period. You will be charged for repair or replacement of the product made after the expiration of the warranty period.

RADIOSHACK EXPRESSLY DISCLAIMS ALL WARRANTIES AND CONDITIONS NOT STATED IN THIS LIMITED WARRANTY. ANY IMPLIED WARRANTIES THAT MAY BE IMPOSED BY LAW, INCLUDING THE IMPLIED WARRANTY OF MERCHANTABILITY AND, IF APPLICABLE, THE IMPLIED WARRANTY OF FITNESS FOR A PARTICULAR PURPOSE, SHALL EXPIRE ON THE EXPIRATION OF THE STATED WARRANTY PERIOD.

EXCEPT AS DESCRIBED ABOVE, **RADIOSHACK** SHALL HAVE NO LIABILITY OR RESPONSIBILITY TO THE PURCHASER OF THE PRODUCT OR ANY OTHER PERSON OR ENTITY WITH RESPECT TO ANY LIABILITY, LOSS OR DAMAGE CAUSED DIRECTLY OR INDIRECTLY BY USE OR PERFORMANCE OF THE PRODUCT OR ARISING OUT OF ANY BREACH OF THIS WARRANTY, INCLUDING, BUT NOT LIMITED TO, ANY DAMAGES RESULTING FROM INCONVENIENCE AND ANY LOSS OF TIME, DATA, PROPERTY, REVENUE, OR PROFIT AND ANY INDIRECT, SPECIAL, INCIDENTAL, OR CONSEQUENTIAL DAMAGES, EVEN IF **RADIOSHACK** HAS BEEN ADVISED OF THE POSSIBILITY OF SUCH DAMAGES.

Some states do not allow limitations on how long an implied warranty lasts or the exclusion or limitation of incidental or consequential damages, so the above limitations or exclusions may not apply to you. This warranty gives you specific legal rights, and you may also have other rights which vary from state to state. You may contact **RadioShack** at:

RadioShack Customer Relations,
 300 RadioShack Circle,
 Fort Worth, TX 76102

04/08

www.RadioShack.com