



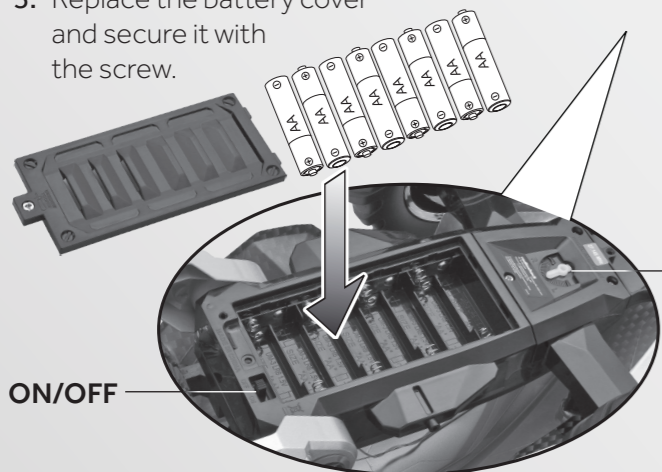
radioshack

RC Tri-Runner

Age 6+

Install Batteries in the Tri-Runner

1. Turn off the Tri-Runner.
2. Use a screwdriver to open the battery cover, then insert 8 AA batteries, matching the polarity symbols (+ and -) marked inside the compartment.
3. Replace the battery cover and secure it with the screw.

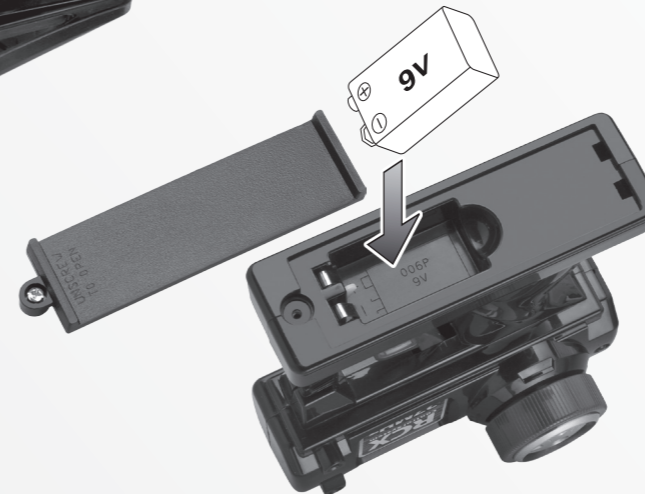


Wheel Alignment

If your Tri-Runner pulls to the left, turn this switch toward R; if the Tri-Runner pulls to the right, turn this switch toward L.

Install Battery in the Remote Control

1. Turn off the Tri-Runner.
2. Use a screwdriver to open the remote control's battery compartment cover.
3. Insert one 9V battery (not included) matching the polarity symbols (+ and -) marked inside.
4. Replace the battery cover and secure it with the screw.



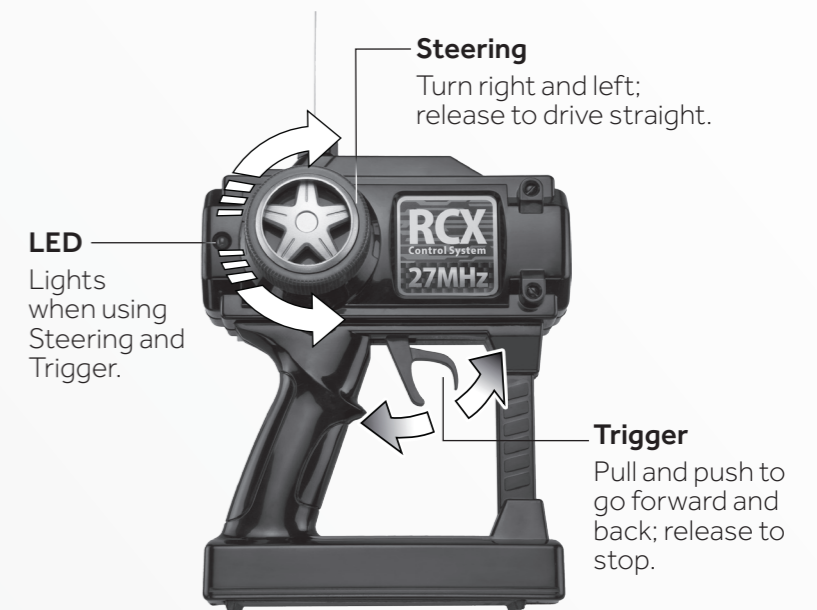
We hope you enjoy your RC Tri-Runner from RadioShack. Please read this user's guide before setting up and using your Tri-Runner.

What's Included

- RC Tri-Runner
- Remote Control
- User's Guide

Drive Your Tri-Runner

1. Turn on the Tri-Runner.
2. Control the Tri-Runner with the remote control.
3. Turn off the Tri-Runner when you finish driving.



Specifications

Speedup to 600 ft/min (183m/min)
 Control Distance 90 ft (27 m)
 Climbing Angle 15°

Specifications are subject to change and improvement without notice. Actual product may vary from the images found in this document.

Safety and Care

- Not recommended for children under 6 years of age. Adult supervision is recommended at all times.
- Do not use your Tri-Runner near transmitters with the same frequency (27 or 49 MHz).
- A nearby CB radio can interfere with your Tri-Runner. If this happens, move the Tri-Runner away from the CB radio.
- Never play with your Tri-Runner in the street.
- Avoid high-impact collisions with people and objects.

WARNING: CHOKING HAZARD – Small parts. Not for children under 3 years.

Battery Notes

- Use only fresh batteries of the required size and type. Dispose of batteries promptly and properly. Do not burn or bury them.
- Do not mix old and new batteries, different types of batteries (standard, alkaline or rechargeable), or rechargeable batteries of different capacities.
- If you do not plan to use the Tri-Runner for a long period, remove the batteries from both the Tri-Runner and remote control. Batteries can leak chemicals that can destroy electronic parts.

Limited Warranty

RadioShack warrants this product against defects in materials and workmanship under normal use by the original purchaser for **ninety (90) days** after the date of purchase from a RadioShack-owned store or an authorized RadioShack franchisee or dealer. RADIOSHACK MAKES NO OTHER EXPRESS WARRANTIES.

This warranty does not cover: (a) damage or failure caused by or attributable to abuse, misuse, failure to follow instructions, improper installation or maintenance, alteration, accident, Acts of God (such as floods or lightning), or excess voltage or current;

(b) improper or incorrectly performed repairs by persons who are not a RadioShack Authorized Service Facility; (c) consumables such as fuses or batteries; (d) ordinary wear and tear or cosmetic damage; (e) transportation, shipping or insurance costs; (f) costs of product removal, installation, set-up service, adjustment or reinstallation; and (g) claims by persons other than the original purchaser.

Should a problem occur that is covered by this warranty, take the product and the RadioShack sales receipt as proof of purchase date to any RadioShack store in the U.S. RadioShack will, at its option, unless otherwise provided by law (a) replace the product with the same or a comparable product, or (b) refund the purchase price. All replaced products, and products on which a refund is made, become the property of RadioShack.

RADIOSHACK EXPRESSLY DISCLAIMS ALL WARRANTIES AND CONDITIONS NOT STATED IN THIS LIMITED WARRANTY. ANY IMPLIED WARRANTIES THAT MAY BE IMPOSED BY LAW, INCLUDING THE IMPLIED WARRANTY OF MERCHANTABILITY AND, IF APPLICABLE, THE IMPLIED WARRANTY OF FITNESS FOR A PARTICULAR PURPOSE, SHALL EXPIRE ON THE EXPIRATION OF THE STATED WARRANTY PERIOD.

EXCEPT AS DESCRIBED ABOVE, RADIOSHACK SHALL HAVE NO LIABILITY OR RESPONSIBILITY TO THE PURCHASER OF THE PRODUCT OR ANY OTHER PERSON OR ENTITY WITH RESPECT TO ANY LIABILITY, LOSS OR DAMAGE CAUSED DIRECTLY OR INDIRECTLY BY USE OR PERFORMANCE OF THE PRODUCT OR ARISING OUT OF ANY BREACH OF THIS WARRANTY, INCLUDING, BUT NOT LIMITED TO, ANY DAMAGES

RESULTING FROM INCONVENIENCE AND ANY LOSS OF TIME, DATA, PROPERTY, REVENUE, OR PROFIT AND ANY INDIRECT, SPECIAL, INCIDENTAL, OR CONSEQUENTIAL DAMAGES, EVEN IF RADIOSHACK HAS BEEN ADVISED OF THE POSSIBILITY OF SUCH DAMAGES.

Some states do not allow limitations on how long an implied warranty lasts or the exclusion or limitation of incidental or consequential damages, so the above limitations or exclusions may not apply to you. This warranty gives you specific legal rights, and you may also have other rights which vary from state to state. You may contact RadioShack at:

RadioShack Customer Relations
300 RadioShack Circle
Fort Worth, TX 76102

www.RadioShack.com

02/14

FCC Information

This equipment has been tested and found to comply with the limits for a Class B digital device, pursuant to Part 15 of the FCC Rules. These limits are designed to provide reasonable protection against harmful interference in a residential installation. This equipment generates, uses, and can radiate radio frequency energy and, if not installed and used in accordance with the instructions, may cause harmful interference to radio communications. However, there is no guarantee that

interference will not occur in a particular installation. If this equipment does cause harmful interference to radio or television reception, which can be determined by turning the equipment off and on, the user is encouraged to try to correct the interference by one or more of the following measures:

- Reorient or relocate the receiving antenna.
- Increase the separation between the equipment and receiver.
- Connect the equipment into an outlet on a circuit different from that to which the receiver is connected.
- Consult your local RadioShack store or an experienced radio/TV technician for help.

If you cannot eliminate the interference, the FCC requires that you stop using your equipment. Changes or modifications not expressly approved by the party responsible for compliance could void the user's authority to operate the equipment.

This device complies with Part 15 of the FCC rules. Operation is subject to the following two conditions: (1) this device may not cause harmful interference, and (2) this device must accept any interference received, including interference that may cause undesired operation.

