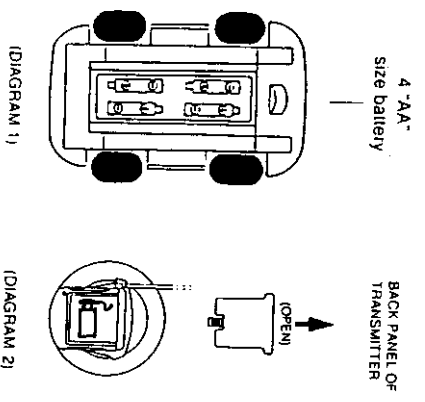


OPERATING INSTRUCTIONS model : BY3E887

BATTERY LOADING

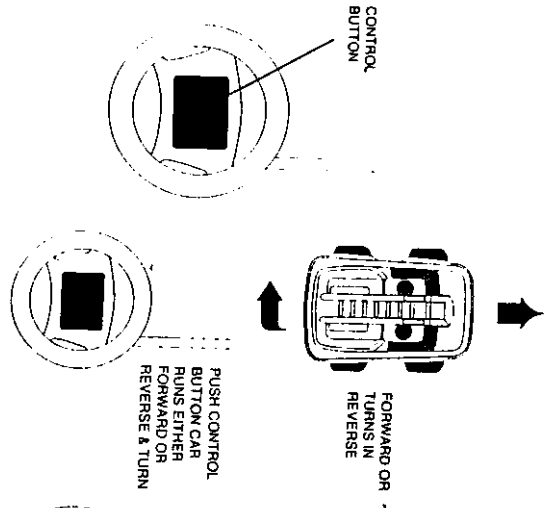
(FOR MAXIMUM PERFORMANCE, USE ALKALINE BATTERIES)
REMEMBER TO TAKE OUT ALL BATTERIES FROM CAR AND TRANSMITTER AFTER PLAYING.

1. Open battery compartment door at bottom of vehicle and insert 4 'AA' size battery as indicated, following engraved instructions for correct polarity. (See Diagram 1)
2. Snap close battery door.
3. On back of control unit, open battery compartment and insert one **006P** size battery following label for correct polarity. (See Diagram 2)
4. Replace battery cover.



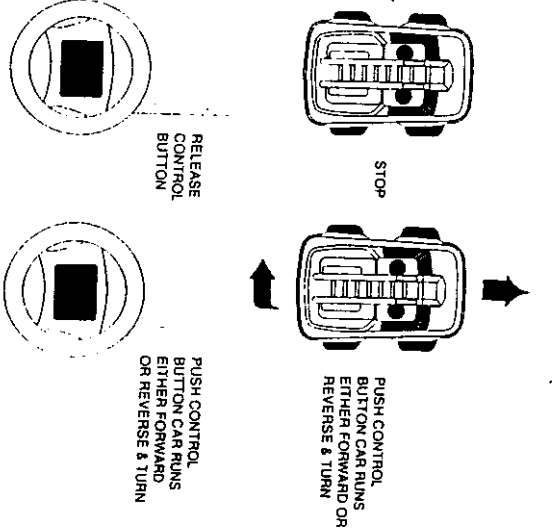
HOW TO PLAY VEHICLE

- A. Slide the ON/OFF switch located in bottom of car to the 'ON' position.
- B. Place the car onto the floor. The car should stand still. If it does not, then there is outside interference in the area. So move to another location.
- C. After playing slide the ON/OFF switch of car to the 'OFF' position.



TRANSMITTER

- D. Push the control button, car will either go forward or turns in reverse.
- E. Keep pushing the control button if you want the car to keep to same direction at all time. Release control button and push again, the car will change direction.
- F. Car will stop if the control button is released.
- G. In case if you have released the control button and still want the car to keep the original direction, press the control button twice.




DRIVING TIPS

1. Operate only on smooth (but not slippery) surface. Carpets are not recommended. Carpets do not provide suitable traction and may damage vehicle.
2. Running vehicle for consecutive periods of more than 10 minutes may cause excessive battery wear.
3. Metal contacts in battery compartment may become loose. If this should occur, slightly so batteries will make good contact. Contact may also result due to battery oxidation; clean them with a cloth.

DO NOT MIX OLD AND NEW BATTERIES
DO NOT MIX ALKALINE, STAINLESS STEEL OR RECHARGEABLE (NICKEL-CADAM) BATTERIES

IMPORTANT!


DID YOU KNOW?
 Your new radio control vehicle is controlled by a radio transmitter. The transmitter is a small device that you use to send signals to your car. Follow the instructions carefully. Failure to do so may result in damage to your car. Read the instructions for your car carefully.



Model: BY3E887

STOP

control button, car will either go forward or reverse. Pushing the control button if you want the car to go in the same direction at all time. Release button and push again, the car will go in the opposite direction. Push the control button if the control button is released. Push the control button if you have released the control button and want the car to keep the original direction. Push the control button twice.



PUSH CONTROL BUTTON CAR RUNS EITHER FORWARD OR REVERSE & TURN

PUSH CONTROL BUTTON CAR RUNS EITHER FORWARD OR REVERSE & TURN



RELEASE CONTROL BUTTON

DRIVING TIPS

1. Operate only on smooth (but not slippery) dry and clean surface. Carpets are not recommended since carpet does not provide suitable traction and lint from carpet may damage vehicle.
2. Running vehicle for consecutive periods of 20 minutes or more may cause excessive battery drain.
3. Metal contacts in battery compartments are adjusted to fit batteries correctly. With continuous usage or during transportation, sometimes the metal contacts will become loose. If this should occur, bend metal contacts slightly so batteries will make good contact. Poor contact may also result due to battery contacts dirty or oxidized, clean them with a cloth.

TROUBLE CHECKLIST

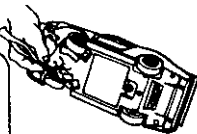
PROBLEM	CHECK OR DO
SLOW RESPONSE	Replace transmitter batteries
SLUGGISH	Replace vehicle battery
INTERFERENCE OR LIMITED RANGE	Change Location
DOES NOT MOVE	Replace all batteries Incorrectly installed batteries Check polarity Dirty or Loose contacts between unit and battery, clean or tighten contacts.

- DO NOT MIX OLD AND NEW BATTERIES.
- DO NOT MIX ALKALINE, STANDARD (CARBON-ZINC), OR RECHARGEABLE (NICKEL-CADMIUM) BATTERIES.

FCC NOTE : THE MANUFACTURER IS NOT RESPONSIBLE FOR ANY RADIO OR TV INTERFERENCE CAUSED BY UNAUTHORIZED MODIFICATIONS TO THIS EQUIPMENT. SUCH MODIFICATIONS COULD VOID THE USER'S AUTHORITY TO OPERATE THE EQUIPMENT.

IMPORTANT!


DID YOU KNOW?
 Your new radio control vehicle is controlled by a sensitive electronic mechanism which should give you many hours of excitement and fun if you follow the instructions closely. Failure to do so may result in serious damage to your car.




PARENT!
 Use tweezers to remove foreign matter from car wheels.



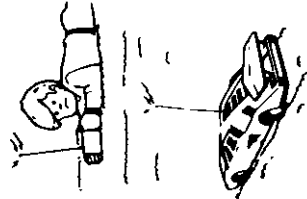
DON'T leave car switch ON when not in use. Always turn OFF to conserve battery power and to prevent the car from operating if other CB equipment is being used nearby.



DON'T operate near concrete walls which may disturb transmitting.



DON'T run car in water or sand. Always protect inside circuit from water and sand.



DON'T run car over thick carpets.