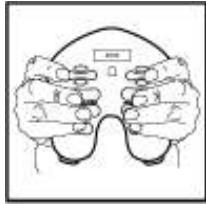


AlphaGrip Quick Start User's Guide, Safety Guide & Disclaimer

Model SKR-4300UTO USB Keyboard

Thank you for purchasing the AlphaGrip, model SKR-4300UTO, a handheld, touch typing keyboard and mouse. AlphaGrip technology enables comfortable, high speed, desk-free typing and gaming on your PC.



The key to the AlphaGrip is the placement of rocker buttons and button clusters on the back of the device. When you grasp the SKR-4300UTO your fingers naturally fall on all the buttons you need (including button clusters on the front of the device where your thumbs naturally fall) to generate all the letters of the alphabet with a single keystroke per character. Green and red shift keys let you generate numbers, punctuations and other functions as well.

To view and/or print out the SKR-4300UTO User Manual, please visit our website, www.alphagrip.com.

Important Safety Information

Using the SKR-4300UTO on a regular basis involves repetitive finger motion. Studies indicate that activities involving repetitive arm, and, and finger motion may lead to certain types of physical discomfort or injury (Repetitive Strain Injuries, "RSI"), including, but not limited to, Carpal Tunnel Syndrome and tendonitis. AlphaGrip, Inc., **has not** conducted extensive studies to analyze the SKR-4300UTO's ergonomic characteristics and, therefore, **does not claim** that using the SKR-4300UTO is more ergonomic than typing on a standard keyboard or using a game controller or joystick or that use of the SKR-4300UTO is ergonomic at all.

When using your SKR-4300UTO for extended periods of time you should take frequent breaks, change the position of your arms and body at regular intervals, and/or put your SKR-4300UTO down to massage your hands and fingers and to move or stretch other parts of your body especially your shoulders, neck and arms. If you feel pain, numbness, or discomfort in any part of your body while using the SKR-4300UTO, including, but not limited to, your back, neck, shoulders, arms, wrists, hands, or fingers, discontinue use immediately and consult a healthcare professional. Use of the SKR-4300UTO is at your own risk. AlphaGrip, Inc., its employees, shareholders, consultants, affiliates, marketers, resellers, and manufacturing partners, hereby disclaim any liability whatsoever for any injuries or damages that may arise as a result of your use of the SKR-4300UTO.

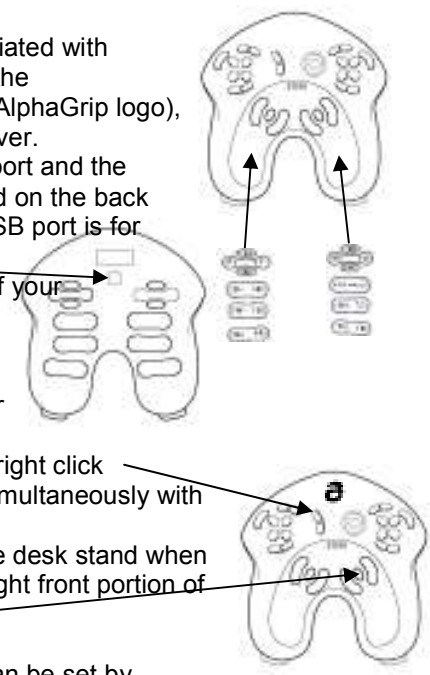
Additional safety guidelines:

1. Keep your elbows near your body in a relaxed posture. Do not move them out for support on your chair's arm rests.
2. Keep your thumbs and fingers in a relaxed, natural position and press the buttons lightly with your finger tips.
3. Try to keep your wrists at a comfortable angle.
4. Rest the SKR-4300UTO in your lap while typing whenever possible.

QUICK START GUIDE

1. The contents of the package in which you received your SKR-4300UTO should contain the following:
 - a. One SKR-4300UTO

- b. One 10' USB cable
 - c. One desk stand
 - d. One pair of decals
2. The decals show you which characters, functions or commands are associated with which back buttons. By affixing the decals on the lower front portions of the SKR-4300UTO's handles (or on the top front portion on either side of the AlphaGrip logo), you can find what you are looking for without turning the SKR-4300UTO over.
 3. Connect the wider plug at the end of the cable into your computer's USB port and the smaller plug at the other end of the cable into the smaller USB port located on the back of the SKR-4300UTO below the larger rectangular USB port (the larger USB port is for future SKR-4300UTO adapters).
 4. At its core the SKR-4300UTO is a standard USB keyboard and trackball. If your computer is a PC running Windows98 or greater, or a Mac running OS X, it should automatically load the correct drivers and you should be able to begin typing within a minute or two. If your computer is running Linux or any other operating system, you must determine if and how your computer can be configured to recognize a standard USB keyboard and trackball.
 5. two buttons to the immediate left of the trackball are its left click (top) and right click (bottom) buttons. The right click doubles as a middle click when pressed simultaneously with a red shift key.
 6. To avoid accidental activation of buttons, place the SKR-4300UTO into the desk stand when not in use. You may also press the "Pause" button, located on the lower right front portion of the SKR-4300UTO. Press the Pause button a second time to re-activate the SKR-4300UTO.
 7. **IMPORTANT!!** The SKR-4300UTO has 3 trackball speed settings which can be set by generating a number (by simultaneously pressing a red shift key plus the back that corresponds with the number you wish to generate) while also pressing the capital shift as follows:




- Shift + 1 250 DPI
- Shift + 2 500 DPI
- Shift + 3 1000 DPI

The default setting is Shift + 2 (500DPI). You can also adjust the speed of the trackball with the pointing device settings of your computer's operating system. For maximum speed, uncheck or otherwise disable the "enhance pointer precision" setting, or any similar setting, on your computer if applicable

8. Electrical Specification

Electrical Specification	
Connector	A "B" type connector for USB up stream port and "A" type connector for USB down stream port
USB Speed	Low speed(1.5Mbps)for embedded Function, High speed(480Mbps)for Integrated USB Hub
Operating voltage range	DC 5 V
Operating current	Max 500mA
Operating Temperature	0 ~ 40 °C
Storage Temperature	-20 ~ 60 °C
Operating Humidity	85% RH (non-condensing)
Storage Humidity	95% RH (non-condensing)



Note: This equipment has been tested and found to comply with the limits for a Class B digital device, pursuant to part 15 of the FCC Rules. These limits are designed to provide reasonable protection against harmful interference in a residential installation. This equipment generates, uses and can radiate radio frequency energy and, if not installed and used in accordance with the instructions, may cause harmful interference to radio communications. However, there is no guarantee that interference will not occur in a particular installation. If this equipment does cause harmful interference to radio or television reception, which can be determined by turning the equipment off and on, the user is encouraged to try to correct the interference by one or more of the following measures:

- Reorient or relocate the receiving antenna.
- Increase the separation between the equipment and receiver.
- Connect the equipment into an outlet on a circuit different from that to which the receiver is connected.
- Consult the dealer or an experienced radio/TV technician for help.

Modifications not expressly approved by the manufacturer could void the user's authority to operated the equipment under FCC rules.

LIMITATION OF LIABILITY, EXCLUSION OF INCIDENTAL, CONSEQUENTIAL AND CERTAIN OTHER DAMAGES

AlphaGrip, Inc. warrants that for a period of 90 days immediately following the purchase of your SKR-4300UTO, under normal use, it will be free from defects in material and workmanship. THIS LIMITED WARRANTY APPLIES ONLY TO THE ORIGINAL PURCHASER AND LASTS ONLY FOR AS LONG AS SUCH PURCHASER CONTINUES TO OWN THE PRODUCT. ALPHAGRIP, INC.'S LIABILITY, IMPLIED OR EXPRESS, IS LIMITED TO REPAIR, REPLACEMENT OR REFUND. THESE REMEDIES ARE SOLE AND EXCLUSIVE REMEDIES FOR ANY BREACH OF WARRANTY. ALPHAGRIP, INC. IS NOT RESPONSIBLE FOR DIRECT, SPECIAL, INCIDENTAL, OR CONSEQUENTIAL DAMAGES RESULTING FROM ANY BREACH OF WARRANTY OR UNDER ANY OTHER LEGAL THEORY INCLUDING, BUT NOT LIMITED TO, LOST PROFITS, DOWNTIME, PERSONAL INJURY, FAILURE TO MEET ANY DUTY INCLUDING OF GOOD FAITH OR OF REASONABLE CARE, NEGLIGENCE, GOODWILL, DAMAGE TO OR REPLACEMENT OF EQUIPMENT AND PROPERTY, AND ANY COSTS OF RECOVERING, REPROGRAMMING, OR REPRODUCING ANY PROGRAM OR DATA STORED IN OR USED WITH A SYSTEM TO WHICH THE PRODUCT IS CONNECTED, OR ANY OTHER PECUNIARY OR OTHER LOSS WHATSOEVER, EVEN IF ALPHAGRIP, INC. HAS BEEN ADVISED OF THE POSSIBILITY OF SUCH DAMAGES.