

WS4938 Wireless Panic Button

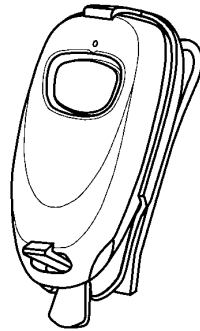
Operating Instructions

Congratulations on your purchase of the WS4938, DSC's wireless panic button. This unit was designed to transmit an emergency signal from any location within the range of the alarm system. Signals from the button will be transmitted whether the system is armed or disarmed.

The button is small and lightweight enough to be placed in a shirt pocket or tucked away inside purse. It can also be used with the supplied neck strap or multi-functional clip, which can connect to your belt, car visor or permanently mounted to a convenient location.

To activate, press and hold the key for approximately 2 seconds. The LED located on the top of the unit will light up to confirm a signal has been set.

Note: Signals will not be received if the key is not within range of the wireless receiver.



Activating, Enrolling and Programming

To conserve battery power the unit comes deactivated. To activate simply remove the cover and slide the switch to the ON position (to the left).

Enroll the WS4938 using the 6-digit number located on the device.

This device is supervised. If the unit is removed from the coverage range a trouble will be indicated on the system. If this is not desired the supervisory bit for this zone must be disabled on the receiver. Please refer to your receiver instruction manual for details on enrolling wireless devices and disabling supervision.

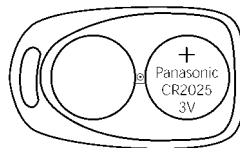
Compatibility

The WS4938 is compatible with the following receivers:
PC4164-433, PC5132-433, RF5108-433, RF5501-433, NT9005 and NT9010

Replacing the Batteries

Under normal conditions the batteries can last up to 2 years. If the battery is low the trouble light on the controls panel's keypad will turn ON.

To replace the battery, remove the top cover by inserting a coin into the slot located on the bottom right corner and twist. Remove the screw at the center of the board to expose the batteries.



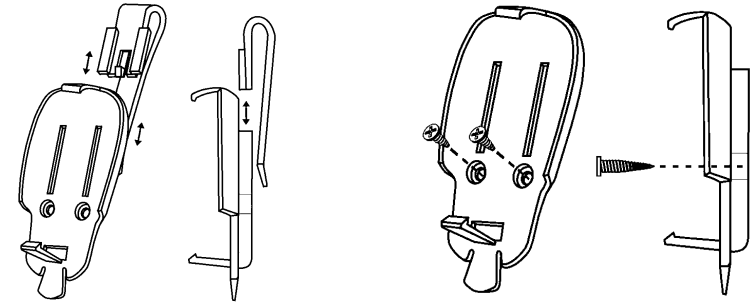
Replace both batteries with Panasonic CR-2025 lithium batteries (see diagram).

NOTE: The polarity of the battery must be observed, as shown in the diagram above. Improper handling of lithium batteries may result in heat generation, explosion or fire, which may lead to personal injuries.

WARNING: DANGER OF EXPLOSION IF BATTERIES ARE INSTALLED INCORRECTLY. REPLACE ONLY WITH THE SAME OR EQUIVALENT TYPE RECOMMENDED BY THE MANUFACTURER.

Keep away from small children. If Batteries are swallowed, promptly see a doctor. Do not try to recharge these batteries. Disposal of used batteries must be made in accordance with the waste recovery and recycling regulations in your area.

Belt Clip Assembly and Mounting



(Screws not included)

Limited Warranty

Digital Security Controls Ltd. warrants that for a period of 12 months from the date of purchase, the product shall be free of defects in materials and workmanship under normal use and that in fulfillment of any breach of such warranty, Digital Security Controls Ltd. shall, at its option, repair or replace the defective equipment upon return of the equipment to its repair depot. This warranty applies only to defects in parts and workmanship and not to damage incurred in shipping or handling, or damage due to causes beyond the control of Digital Security Controls Ltd. such as lightning, excessive voltage, mechanical shock, water damage, or damage arising out of abuse, alteration or improper application of the equipment.

The foregoing warranty shall apply only to the original buyer, and is and shall be in lieu of any and all other warranties, whether expressed or implied and of all other obligations or liabilities on the part of Digital Security Controls Ltd. Digital Security Controls Ltd. neither assumes responsibility for, nor authorizes any other person purporting to act on its behalf to modify or to change this warranty, nor to assume for it any other warranty or liability concerning this product. In no event shall Digital Security Controls Ltd. be liable for any direct, indirect or consequential damages, loss of anticipated profits, loss of time or any other losses incurred by the buyer in connection with the purchase, installation or operation or failure of this product.

Warning: Digital Security Controls Ltd. recommends that the entire system be completely tested on a regular basis. However, despite frequent testing, and due to, but not limited to, criminal tampering or electrical disruption, it is possible for this product to fail to perform as expected.

Important Information: Changes or modifications not expressly approved by Digital Security Controls Ltd. could void the user's authority to operate this equipment.

FCC COMPLIANCE STATEMENT

CAUTION: Changes or modifications not expressly approved by Digital Security Controls Ltd. could void your authority to use this equipment.

This device complies with Part 15 of the FCC Rules. Operation is subject to the following two conditions: (1) This device may not cause harmful interference, and (2) this device must accept any interference received, including interference that may cause undesired operation.

IC: 160A-WS4938 The term 'IC:' before the radio certification number only signifies that Industry Canada technical specifications were met.



©2003 Digital Security Controls Ltd., Toronto, Canada
Technical Support: 1-800-387-3630 • www.dsc.com
Printed in Canada 29034684 Rev 001
Direct all comments concerning this publication to pubs@dscltd.com