



# SE10-4A/SE15-4A

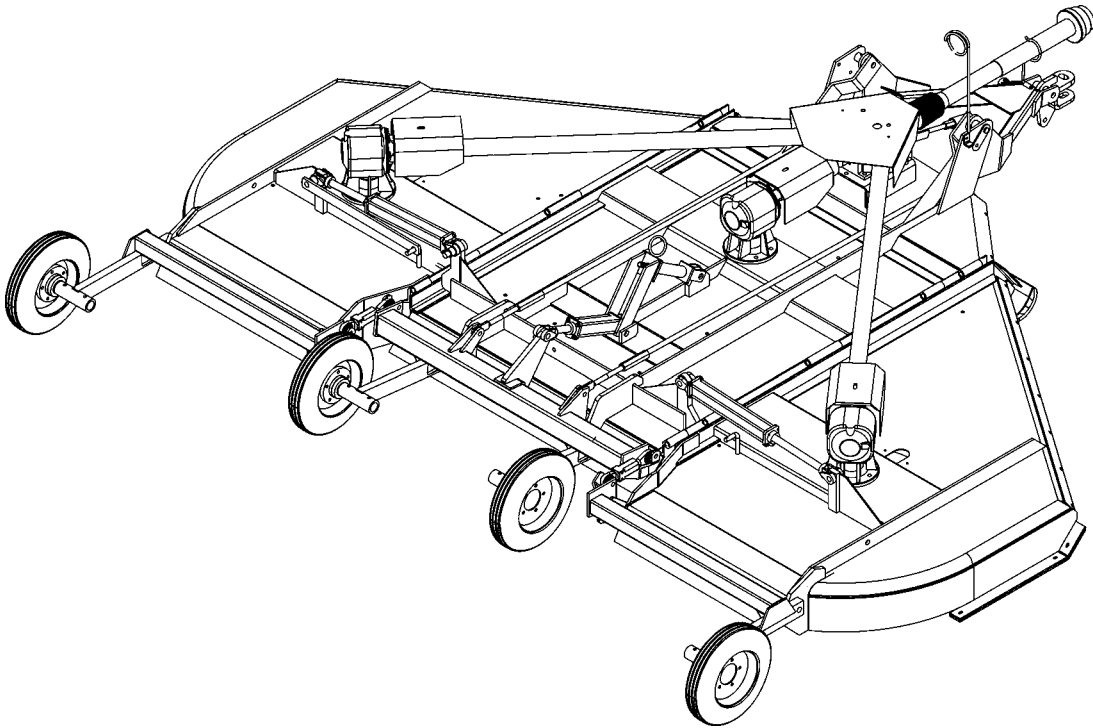
FLEX-WING MECHANICAL LEVEL  
LIFT ROTARY MOWER

Published 08-06

P/N 00777391MB

## MASTER PARTS BOOK

S/N 14812 TO CURRENT



## PARTS LISTING

**Rhino®**

An Alamo Group Company

1020 S. Sangamon Ave.

Gibson City, Il 60936

1-800-446-5158

Email: [parts@servis-rhino.com](mailto:parts@servis-rhino.com)

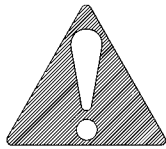


© 2006 Alamo Group Inc.

# TO THE OWNER/OPERATOR/DEALER

All implements with moving parts are potentially hazardous. There is no substitute for a cautious, safe-minded operator who recognizes the potential hazards and follows reasonable safety practices. The manufacturer has designed this implement to be used with all its safety equipment properly attached to minimize the chance of accidents.


**BEFORE YOU START!!** Read the safety messages on the implement and shown in your manual.  
Observe the rules of safety and common sense!



# DANGER

**FAILING TO FOLLOW SAFETY MESSAGES AND OPERATING INSTRUCTIONS CAN CAUSE SERIOUS BODILY INJURY OR EVEN DEATH TO OPERATOR AND OTHERS IN THE AREA.**

1.



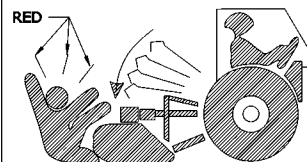
2. NO RIDERS, NO CHILDREN OPERATORS.



3. USE SAFETY SHOES, HARD HAT, SAFETY GLASSES, SEAT BELTS, & ROPS.



4. BLOCK UP SECURELY BEFORE WORKING UNDER.



1. Study and understand Operator's Manuals, Safety Signs, and Instructional Decals for tractor & flail mower to prevent misuse, abuse, & accidents. Practice before operating mower in a confined area or near passersby.

● Learn how to stop engine suddenly in an emergency. Be alert for passersby and especially children.

2. Allow no children on or near implement of tractor. Allow no riders on tractor or implement. Falling off can cause serious injury or death from being runover by tractor or mower or contact with Flail Mower Blades.

3. Operate only with tractor having Roll-Over Protective Structure (ROPS) and with seatbelt fastened securely and snugly to prevent injury and possible death from falling off or tractor overturn. Personal Protective Equipment such as Hard Hat, Safety Glasses, Safety Shoes, and Ear Plugs are recommended.

4. Block up or support raised machine and all lifted components securely before putting hands or feet under or working underneath any lifted component to prevent crushing injury or death from sudden dropping or inadvertent operation of controls. Make certain that area is clear before lowering or folding.

5. Before transporting, put Lift Lever in detent or full-lift position. Install Transport Safety Devices securely on folding implements. Slowdown when turning and on hillsides.

● Install Restrictor in folding circuit to slow down lowering and unfolding if action is faster than is desirable.

6. Make certain that SMV sign, Warning Lights, and Reflectors are clearly visible. Follow local traffic codes.

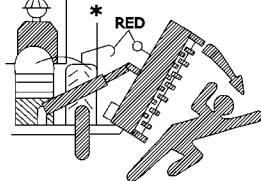
7. Never operate with Flail Mower or Folding Section raised if passersby, bystanders or traffic are in the area to reduce possibility of injury or death from objects thrown by Blades under Shields or implement structure.

8. Before dismounting, secure flail mower in transport position or lower to ground.

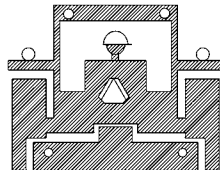
● Put tractor in park or set brake, disengage PTO, stop engine, remove key, and wait until noise of rotation has ceased to prevent entanglement in rotating parts which may cause injury or death.

● Never mount or dismount a moving vehicle. Crushing from runover may cause injury or death.

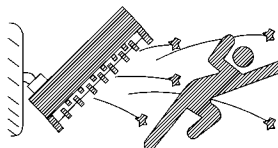
5. TRANSPORT SAFELY, LOCK UP.




6. USE SMV, LIGHTS, & REFLECTORS.



7. DO NOT OPERATE WITH MOWER OR WING RAISED.



8. DO NOT MOUNT OR DISMOUNT WHILE MOVING.



002369

## WARRANTY INFORMATION:

Read and understand the complete Warranty Statement found in this Manual. Fill out the Warranty Registration Form in full and return it within 30 Days. Make certain the Serial Number of the Machine is recorded on the Warranty Card and on the Warranty Form that you retain. The use of "will-fit" parts will void your warranty and can cause catastrophic failure with possible injury or death.

# **PARTS SECTION**

# PARTS ORDERING GUIDE

The following instructions are offered to help eliminate needless delay and error in processing purchase orders for the equipment in this section.

1. The Parts Section is prepared in logical sequence and grouping of parts that belong to the basic machine featured in this manual. Part Numbers and Descriptions are given to help locate the parts and quantities required.
2. The Purchase Order must include the name and address of the person or organization ordering the parts, who should be charged, and if possible, the serial number of the machine for which the parts are ordered.
3. The Purchase Order must clearly list the quantity of each part, the complete and correct part number (be sure to include all periods), and the basic name of the part.
4. The Manufacturer reserves the right to substitute parts where applicable.
5. Some parts are unlisted items which are special production items not normally stocked and are subject to special handling. Request a quotation for such parts before sending a Purchase Order.
6. The Manufacturer reserves the right to change prices without prior notice.

**NOTE:** Please refer to The Safety Section in the front of this Manual for the proper Part Number when ordering Replacement Safety Decals.



For maximum safety and to guarantee optimum product reliability, always use genuine Servis-Rhino Parts. The use of inferior replacement parts may cause premature or catastrophic failure which could result in serious injury or death. Direct any questions regarding parts to:

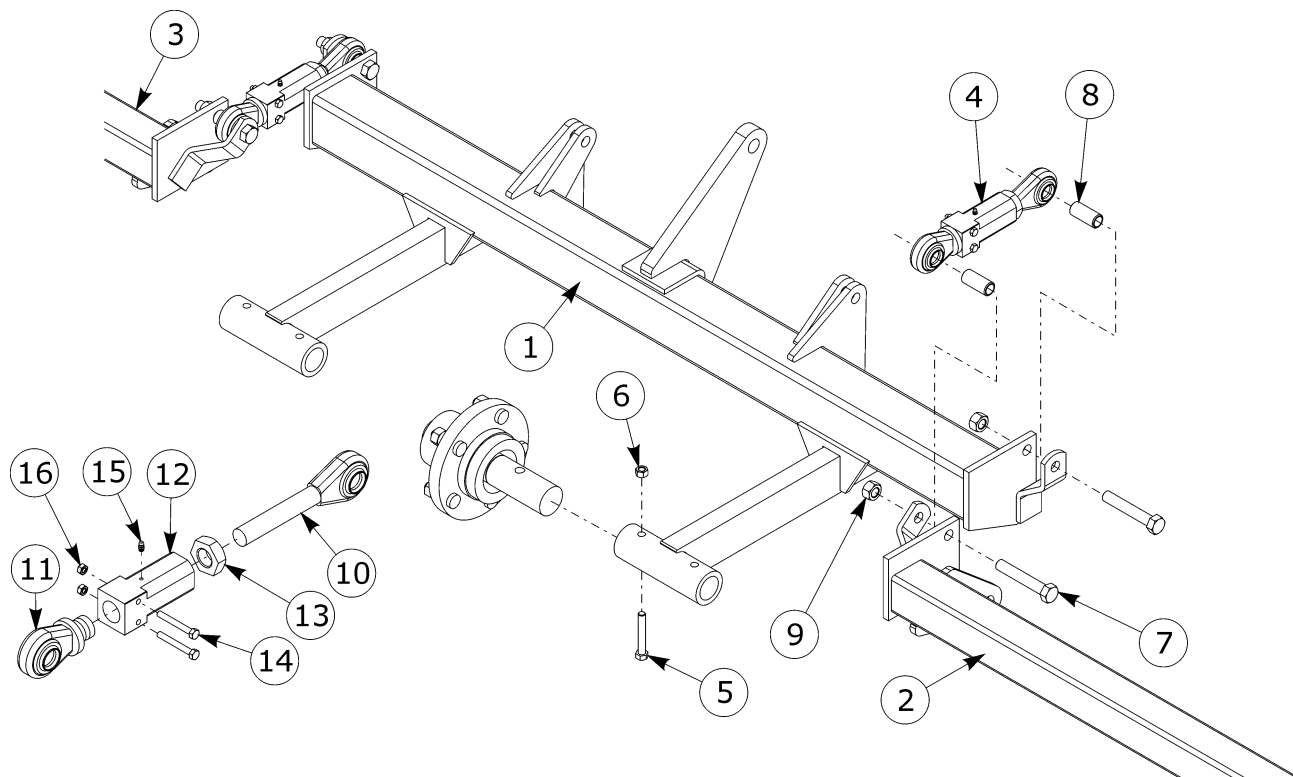


**RHINO®**  
**1020 S. Sangamon Ave.**  
**Gibson City, IL 60936**  
**800-446-5158**  
**Email: [parts@servis-rhino.com](mailto:parts@servis-rhino.com)**

# PART NAME INDEX

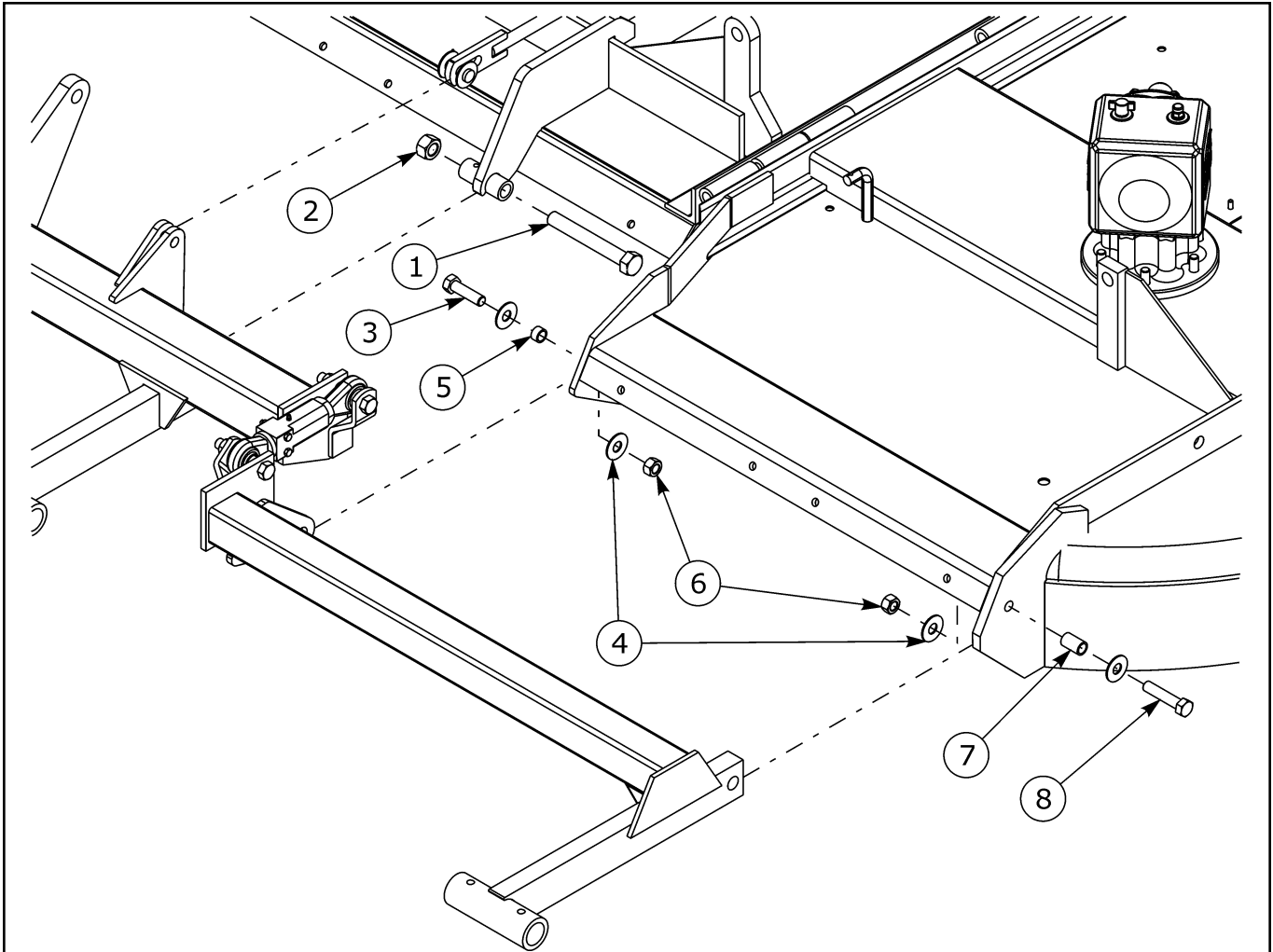
AXLE ASSEMBLY S/N 14812 - CURRENT AUG 2002 - CURRENT.....	4
AXLE ATTACHMENT S/N 14812 - CURRENT AUG 2002 - CURRENT.....	5
BAFFLE ASSEMBLY S/N 14812 - CURRENT - AUG 2002 - CURRENT.....	6
BLADE PAN ASSEMBLY S/N 14812 - CURRENT AUG 2002 - CURRENT.....	7
CHAINGUARD ASSEMBLY - FRONT S/N 14812 - CURRENT AUG 2002 - CURRENT.....	8
CHAINGUARD ASSEMBLY - REAR S/N 14812 - CURRENT AUG 2002 - CURRENT.....	9
CYLINDER ASSEMBLY - CENTER S/N 14812 - CURRENT - AUG 2002 - CURRENT.....	10
CYLINDER ASSEMBLY - WING S/N 14812 - CURRENT AUG 2002 - CURRENT.....	11
CYLINDER ATTACHMENT - CENTER S/N 14812 - CURRENT AUG 2002 - CURRENT.....	12
CYLINDER ATTACHMENT - WING S/N 14812 - CURRENT AUG 2002 - CURRENT.....	13
DEFLECTOR ASSEMBLY - FRONT S/N 14812 - CURRENT AUG 2002 - CURRENT.....	14
DEFLECTOR ASSEMBLY - REAR S/N 14812 - CURRENT AUG 2002 - CURRENT.....	15
DRIVELINE ASSEMBLY - CV 1-3/4-20 CAT 5 1000 RPM S/N 14812 - CURRENT AUG 2002 - CURRENT.....	17
DRIVELINE ASSEMBLY - CV 1-3/8-21 CAT 5 1000 RPM S/N 14812 - CURRENT AUG 2002 - CURRENT.....	16
DRIVELINE ASSEMBLY - CV 1-3/8-6 CAT 5 540 RPM S/N 14812 - CURRENT AUG 2002 - CURRENT.....	21
DRIVELINE ASSEMBLY - INTERMEDIATE S/N 14812 - CURRENT AUG 2002 - CURRENT.....	18
DRIVELINE ASSEMBLY - WING 1-3/4-20 CAT 4 S/N 14812 - CURRENT AUG 2002 - CURRENT.....	19
DRIVELINE ASSEMBLY - WING 1-3/4-20 CAT 5 S/N 14812 - CURRENT AUG 2002 - CURRENT.....	20
GEARBOX ASSEMBLY - CENTER & LEFT 540 RPM S/N 14812 - 17107 AUG 2002 - MAR 2005.....	22
GEARBOX ASSEMBLY - CENTER & LEFT 540 RPM S/N 17108 - CURRENT APR 2005 - CURRENT.....	24
GEARBOX ASSEMBLY - CENTER 1000 RPM S/N 14812 - 17107 AUG 2002 - MAR 2005.....	26
GEARBOX ASSEMBLY - CENTER 1000 RPM S/N 17108 - CURRENT APR 2005 - CURRENT.....	28
GEARBOX ASSEMBLY - DIVIDER 1000 RPM S/N 14812 - CURRENT AUG 2002 - CURRENT.....	30
GEARBOX ASSEMBLY - DIVIDER 540 RPM S/N 14812 - CURRENT AUG 2002 - CURRENT.....	32
GEARBOX ASSEMBLY - LEFT WING 1000 RPM S/N 14812 - 17107 AUG 2002 - MAR 2005.....	34
GEARBOX ASSEMBLY - LEFT WING 1000 RPM S/N 17108 - CURRENT APR 2005 - CURRENT.....	36
GEARBOX ASSEMBLY - RIGHT WING 1000 RPM S/N 14812 - 17107 AUG 2002 - MAR 2005.....	38
GEARBOX ASSEMBLY - RIGHT WING 1000 RPM S/N 17108 - CURRENT APR 2005 - CURRENT.....	40
GEARBOX ASSEMBLY - RIGHT WING 540 RPM S/N 14812 - 17107 AUG 2002 - MAR 2005.....	42
GEARBOX ASSEMBLY - RIGHT WING 540 RPM S/N 17108 - CURRENT APR 2005 - CURRENT.....	44
GEARBOX SHIELD ATTACHMENT - DIVIDER S/N 14812 - CURRENT AUG 2002 - CURRENT.....	46
GEARBOX SHIELD ATTACHMENT - WING & CENTER 14812 - CURRENT AUG 2002 - CURRENT.....	47
HITCH - PINTLE HOOK S/N 14812 - CURRENT AUG 2002 - CURRENT.....	48
HYDRAULIC CONTROL VALVE S/N 14812 - CURRENT AUG 2002 - CURRENT.....	49
HYDRAULIC CONTROL VALVE W/MOUNTING KIT S/N 14812 - CURRENT AUG 2002 - CURRENT.....	50
HYDRAULIC SCHEMATIC SN 14812 - CURRENT AUG 2002 - CURRENT.....	51
LEVEL ROD ASSEMBLY S/N 14812 - CURRENT AUG 2002 - CURRENT.....	52
SKID SHOE ATTACHMENT S/N 14812 - CURRENT AUG 2002 - CURRENT.....	53
SLIPCLUTCH ASSEMBLY - INTERMEDIATE S/N 14812 - CURRENT AUG 2002 - CURRENT.....	54
SLIPCLUTCH ASSEMBLY - WING CAT 4 S/N 14812 - CURRENT AUG 2002 - CURRENT.....	55
SLIPCLUTCH ASSEMBLY - WING CAT 5 S/N 14812 - CURRENT AUG 2002 - CURRENT.....	56
SMV SIGN MOUNTING S/N 14812 - CURRENT AUG 2002 - CURRENT.....	57
TIRE OPTION - FOAM FILLED USED AIRCRAFT S/N 14812 - CURRENT AUG 2002 - CURRENT.....	59
TIRE OPTION S/N 14812 - CURRENT AUG 2002 - CURRENT.....	58
TONGUE ASSEMBLY S/N 14812 - CURRENT AUG 2002 - CURRENT.....	60
WEIGHT BOX ATTACHMENT S/N 14812 - CURRENT AUG 2002 - CURRENT.....	61
WHEEL HUB ASSEMBLY S/N 14812 - 16663 AUG 2002 - DEC 2004.....	62
WHEEL HUB ASSEMBLY S/N 16664 - CURRENT JAN 2005 - CURRENT.....	63
WINCH AND STAND ASSEMBLY S/N 14812 - CURRENT AUG 2002 - CURRENT.....	64
WING ATTACHMENT S/N 14812 - CURRENT AUG 2002 - CURRENT.....	65

# AXLE ASSEMBLY S/N 14812 - CURRENT AUG 2002 - CURRENT



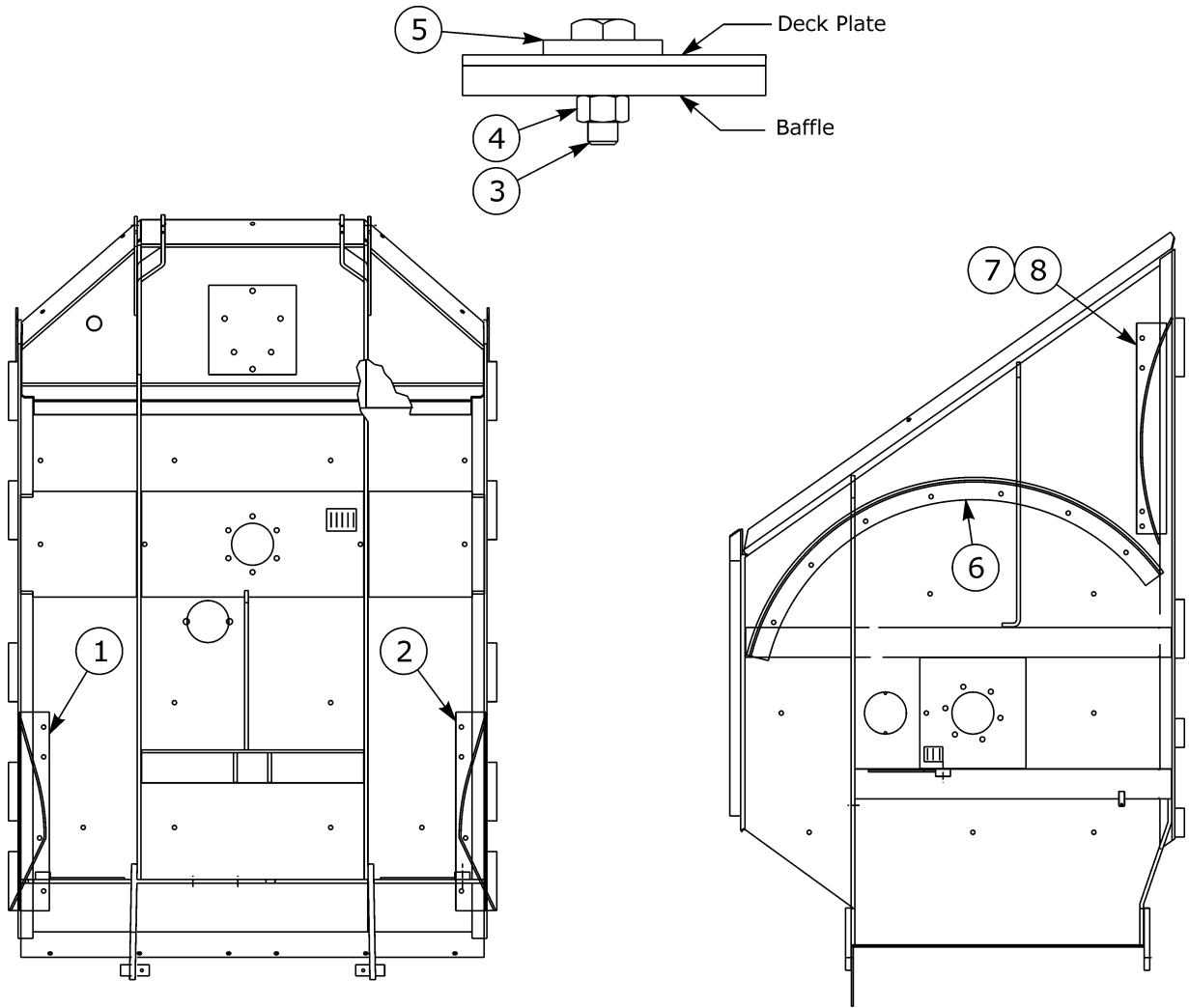
ITEM	PART NO.	QTY.	DESCRIPTION
1	00777183	1	CENTER AXLE WELDMENT
2	00777181	1	RH WING AXLE WELDMT
3	00777182	1	LH WING AXLE WELDMENT
4	00763449	2	ASSY-CONTROL-ROD
5	00764375	4or6	HHCS 1/2NC X 3-1/4 PL5
6	00001800	4or6	LOCKNUT TLM 1/2 NC PLB
7	00009500	4	BOLT-HEX 3/4 NC 4-1/2 PL5
8	00751584	4	SPACER TUBE
9	00037200	4	NUT TOPLOCK 3/4 NC PLC
10	00763447	1	TOP LINK, THREADED
11	00763962	1	WLDMT-TOP LINK
12	00763450A	1	TURNBUCKLE, 1-1/8NC THRD 2 HOLE
13	02012200	1	NUT HEX 1-1/8 NC PL
14	02152800	2	HEXB 5/16 NC 2-1/2PL
15	00780848	1	FITTING, GREASE 1/8" BSP, ST
16	00750940	2	NUT TOPLOCK 5/16 NC PLB

# AXLE ATTACHMENT S/N 14812 - CURRENT AUG 2002 - CURRENT



ITEM	PART NO.	QTY.	DESCRIPTION
1	317918H5C	2	HEX CAP 1-8 X 7 1/2 GR.5
2	02030300	2	NUT TOPLOCK 1 NC PLB
3	7AH121022	2	HHCS 3/4-10NC 2-3/4 PL5
4	00002700	8	FLATWASHER 1/2 PL STD
5	511016	2	BUSHING
6	00037200	4	NUT TOPLOCK 3/4 NC PLC
7	00777189	2	AXLE BUSHING
8	02881000	2	HHCS 3/4 NC 3-1/2 PL5

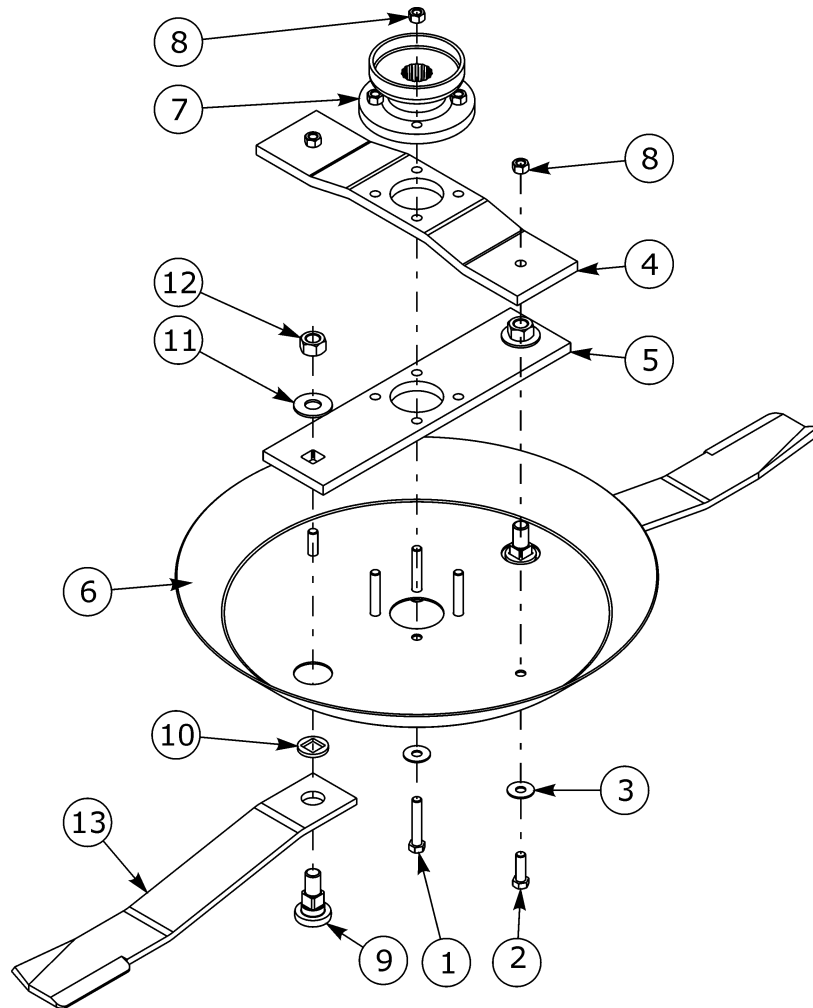
# BAFFLE ASSEMBLY S/N 14812 - CURRENT - AUG 2002 - CURRENT



ITEM	PART NO.	QTY.	DESCRIPTION
	<b>00773850A</b>	-	<b>BAFFLE, ASY</b>
1	00773805	1	WLDMT BAFFLE CTR WING LF SIDE
2	00773806	1	WLDMT BAFFLE CTR WING RT SIDE
3	00748823	30	HHCS 1/2-13UNC 1-1/2 PL5
4	00001800	30	LOCKNUT TLM 1/2 NC PLB
5	00773990	30	WASHER 9/16X2X1/4
6	00773802	2	WLDMT BAFFLE FOR WING
7	00773798	1	WLDMT BAFFLE WING CTR LF SIDE
8	00773799	1	WLDMT BAFFLE WING CTR RT SIDE



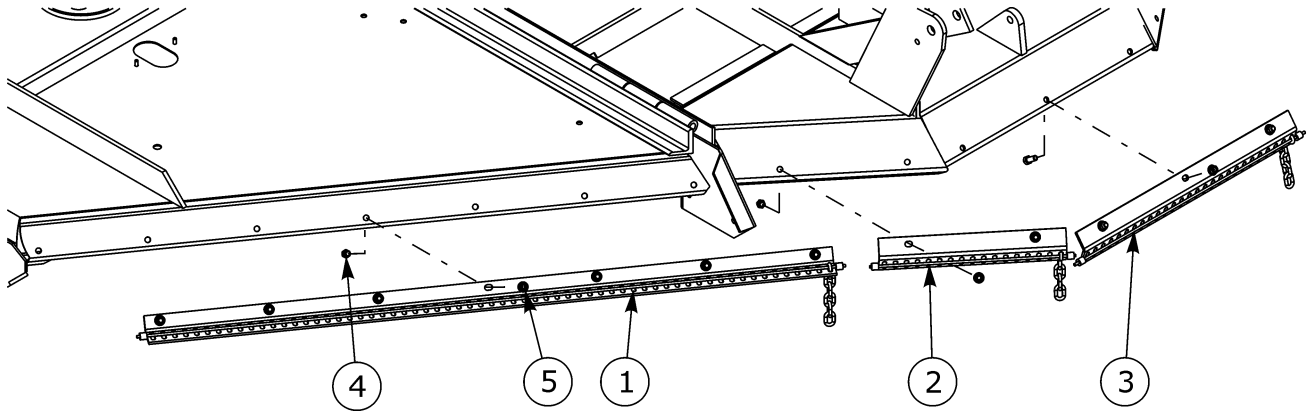
# BLADE PAN ASSEMBLY S/N 14812 - CURRENT AUG 2002 - CURRENT



ITEM	PART NO.	QTY.	DESCRIPTION
1	00750311	4	HEXB,5/8NC X 3-1/2,ZP,GRD5
2	00753753	2	HEXB 5/8 NC 2 PL 8
3	00756077	6	WASHER,5/8 HARDENED
4	00775240	1	BAR,BLADE FORMED
5	00775241	1	BAR,BLADE UNFORMED
6	00775242	1	PAN,BLADE
7	00775244	1	HUB BLADE
8	02956948	6	LOCKNUT 5/8 NC PLC
9	8251	2	BLADE BOLT SPECIAL
10	00758579	2	WASHER-BLADE
11	9216	2	WASHER, 1 STRUCTURAL
12	5JRC16140	2	LOCKNUT 1 -14 TLDT GC ZP
13	00775233	1	BLADE,CCW FAN 27-1/2
	00775267	1	BLADE,CCW FAN 21-1/2
	00776973	1	BLADE, CW FAN 22 1/2

NOTE: Items 1-8 are apart of Blade Pan Assembly (00776428)

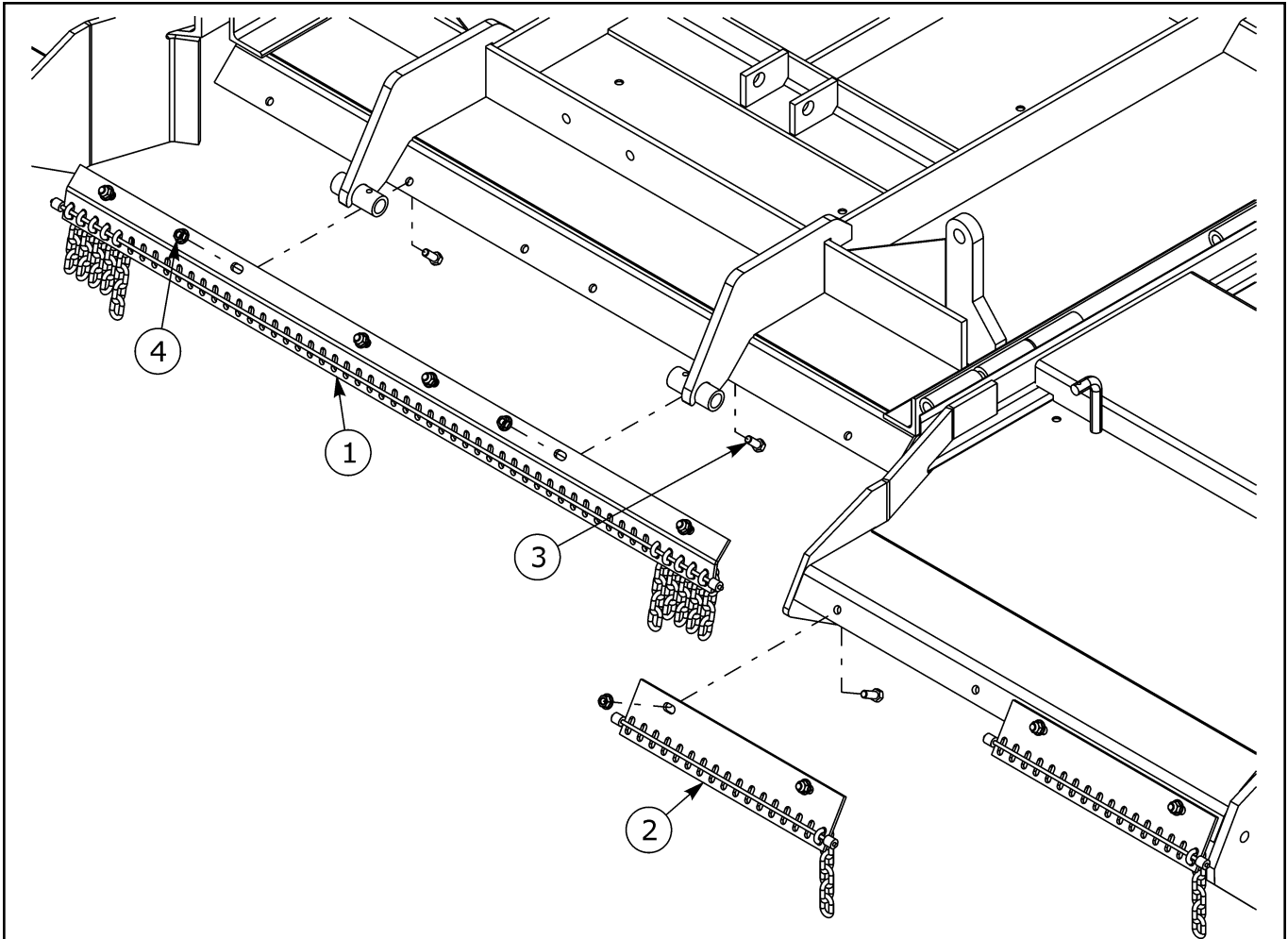
**CHAINGUARD ASSEMBLY - FRONT S/N 14812 - CURRENT AUG 2002 - CURRENT**



ITEM	PART NO.	QTY.	DESCRIPTION
1	00756986	2	WING CHAIN GUARD ASSY
2	00773024	2	CHAINGUARD, ASY, BLACK
3	00773022	1	CHAINGUARD, ASY, BLACK
4	02030700	21	HHCS 1/2-13UNC 1-1/4 PL5
5	4526	21	NUT LOCK FLG WHIZ 1/2-13 NC PL

--Service Assemblies Only--

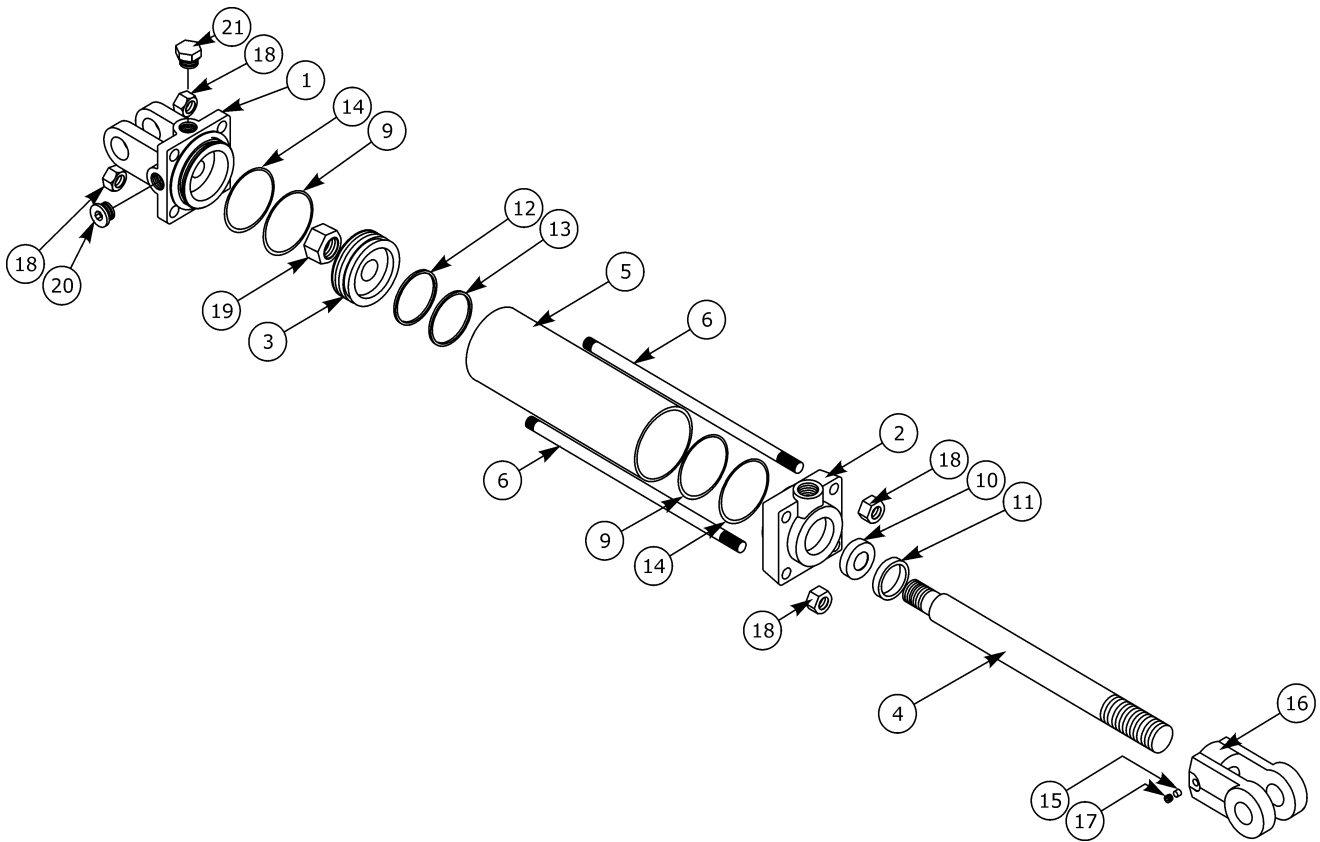
# CHAINGUARD ASSEMBLY - REAR S/N 14812 - CURRENT AUG 2002 - CURRENT



ITEM	PART NO.	QTY.	DESCRIPTION
1	00780200	1	ASSY, REAR CENTER CHAINGUARD
2	00773018	4	CHAINGUARD, ASY, BLACK
3	02030700	14	HHCS 1/2-13UNC 1-1/4 PL5
4	4526	14	NUT LOCK FLG WHIZ 1/2-13 NC PL

--Service Assemblies Only--

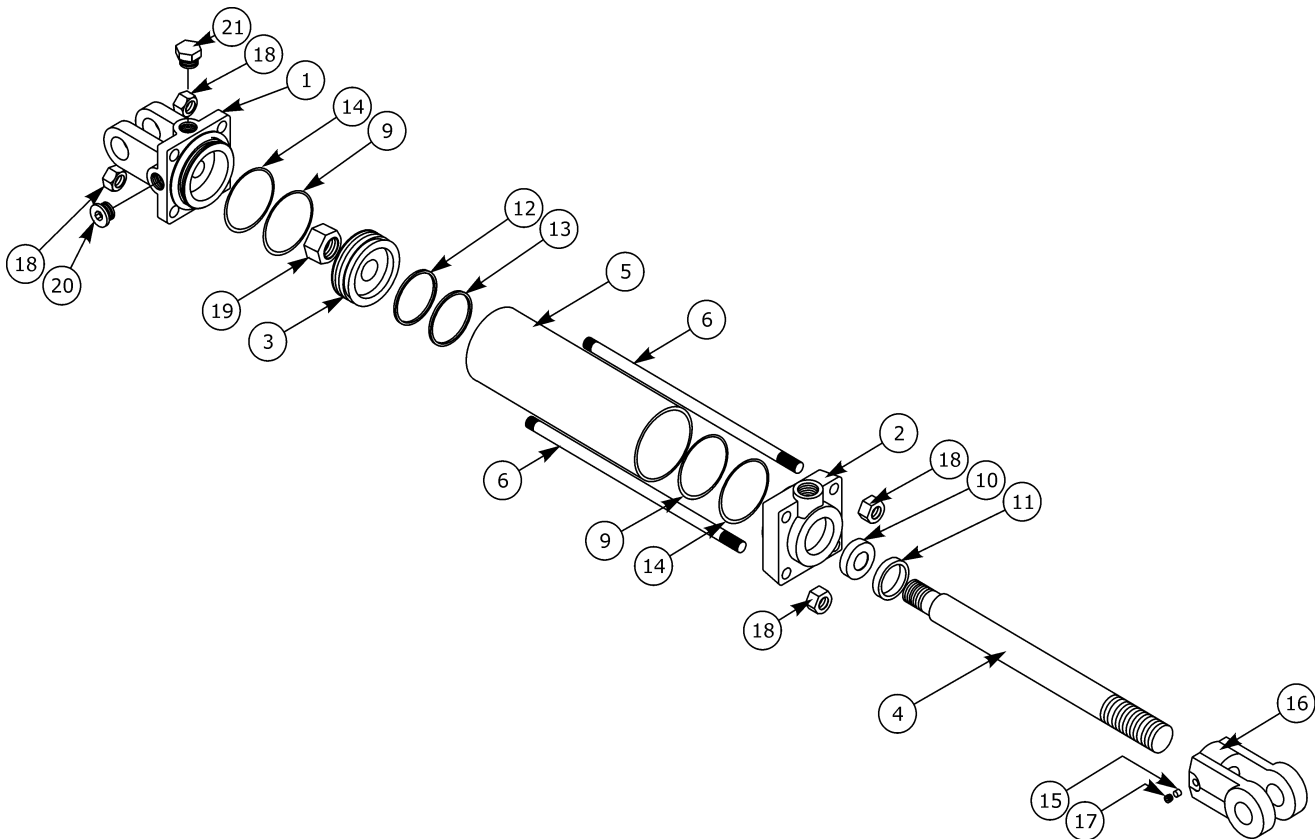
# CYLINDER ASSEMBLY - CENTER S/N 14812 - CURRENT - AUG 2002 - CURRENT



ITEM	PART NO.	QTY.	DESCRIPTION
	<b>8727A</b>	-	<b>CYLINDER HYD 2-1/2 8</b>
1	00774729	1	CLEVIS CAP 2.5-3/4 ORB-1.00
2	00774734	1	ROD CAP 2.50-1.25-3/4 ORB
3	00774730	1	PISTON 2.5-0.75-S HALL W/RING
4	00774753	1	ROD CYL 1.25-08-0.75-1.25-A
5	3047111	1	CYLINDER TUBE
6	3047112	4	TIE ROD
9	00774760	1	SEAL KIT
15	3047117	1	THREAD LOCK
16	1917140	1	ROD CLEVIS
17	00774740	1	SC SCKT SET 3/8UNCX1/2 KNUR
18	33003H5C	8	HEX NUT 3/8-16 GR.5
19	5JRC12160	1	NUT TOPLOCK 3/4 NF PLC
20	1917132	1	SCKT HD O-RNG PLUG,3/4-16 UNF,
21	2417154	1	BREATHER,CYLINDER #8 ORB
	651132	2REF	HOSE #6 - 8MP - 8MP - 144LG
	94514	2REF	ADAPTER, HYD, ELBOW SWIVEL
	0652141311	2REF	ADP HYD STGHT 8MB - 8FP
	8354	2REF	PIN-HYD. CYLINDER
	00606000	2REF	PIN-COTTER 3/16 X 2

--Stroke 8.00 Retracted 20.25 Extended 28.25--

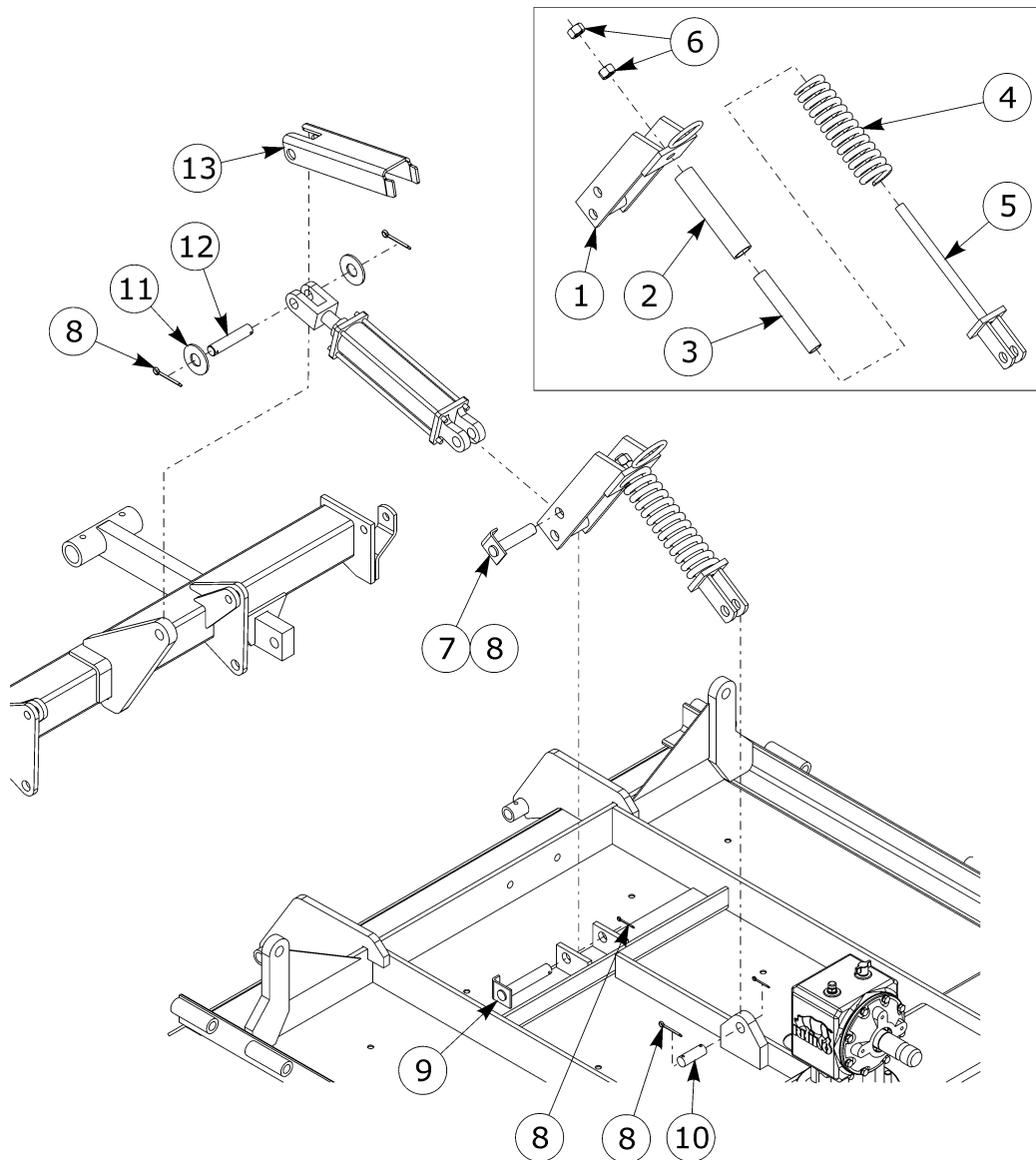
# CYLINDER ASSEMBLY - WING S/N 14812 - CURRENT AUG 2002 - CURRENT



ITEM	PART NO.	QTY.	DESCRIPTION
	<b>8728A</b>	-	<b>CYLINDER HYD 2-1/2 X 14</b>
1	00774729	1	CLEVIS CAP 2.5-3/4 ORB-1.00
2	00774734	1	ROD CAP 2.50-1.25-3/4 ORB
3	00774730	1	PISTON 2.5-0.75-S HALL W/RING
4	00775728	1	ROD CYL 1.25-14-0.75-1.12
5	00774746	1	TUBE CYL 2.00-14.00
6	00774744	4	TIE ROD 3/8-14
9	00774760	1	SEAL KIT
15	3047117	1	THREAD LOCK
16	1917140	1	ROD CLEVIS
17	00774740	1	SC SCKT SET 3/8UNCX1/2 KNUR
18	33003H5C	8	HEX NUT 3/8-16 GR.5
19	5JRC12160	1	NUT TOPLOCK 3/4 NF PLC
20	1917132	1	SCKT HD O-RNG PLUG,3/4-16 UNF,
21	2417154	1	BREATHER,CYLINDER #8 ORB
	651132	2REF	HOSE #6 - 8MP - 8MP - 144LG
	94514	2REF	ADAPTER, HYD, ELBOW SWIVEL
	0652141311	2REF	ADP HYD STGHT 8MB - 8FP
	8354	2REF	PIN-HYD. CYLINDER
	00606000	2REF	PIN-COTTER 3/16 X 2

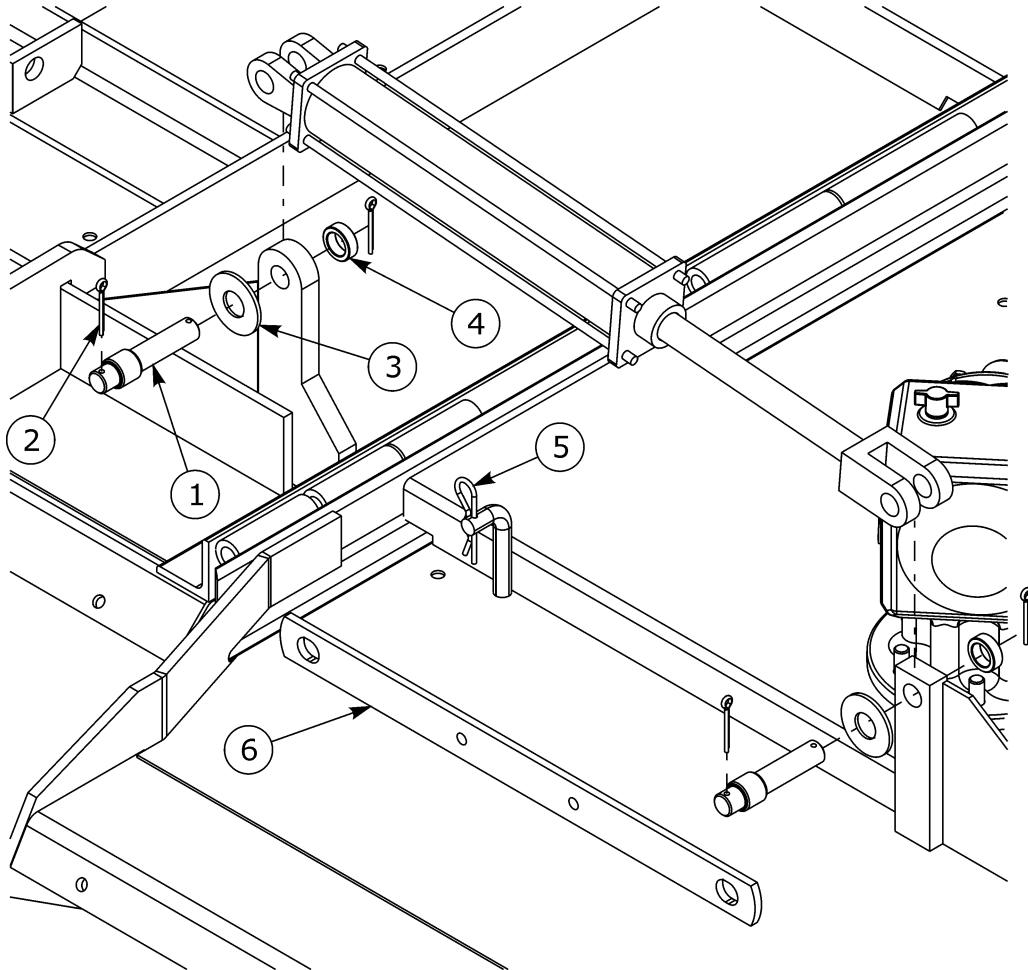
--Stroke 14.00 Retracted 24.25 Extended 38.25--

# CYLINDER ATTACHMENT - CENTER S/N 14812 - CURRENT AUG 2002 - CURRENT



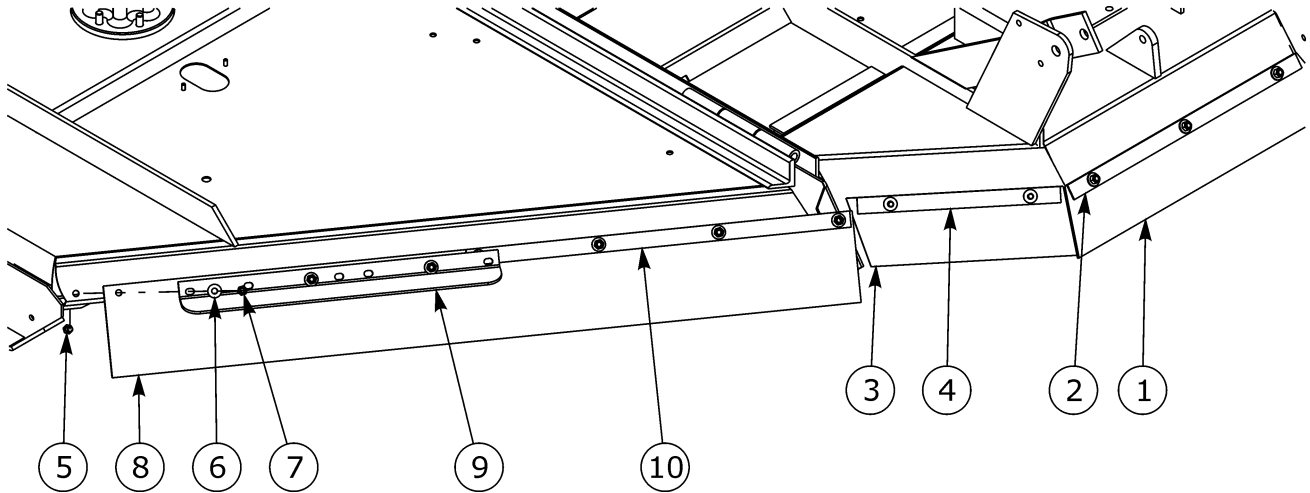
ITEM	PART NO.	QTY.	DESCRIPTION
1	8325	1	CYL.SPRING ARM ASSEMBLY
2	8336	1	SPRING STOP ASSEMBLY
3	00759668	1	SPRING STOP-INNER
4	8306	1	SPRING COMPRESSION
5	8326	1	SPRING ROD ASSEMBLY
6	00012300	2	NUT, 7/8 NC HEX PL
7	8349	1	PIN ASSEMBLY WELD
8	00606000	6	PIN-COTTER 3/16 X 2
9	8350	1	PIN ASSEMBLY
10	8351	1	PIN
11	9216	2	WASHER, 1 STRUCTURAL
12	103266	1	CYLINDER PIN
13	00777963	1	PLATE, TRANSPORT LOCK

**CYLINDER ATTACHMENT - WING S/N 14812 - CURRENT AUG 2002 - CURRENT**



ITEM	PART NO.	QTY.	DESCRIPTION
1	8352	4	PIN ASSEMBLY
2	00606000	8	PIN-COTTER 3/16 X 2
3	9216	4	WASHER, 1 STRUCTURAL
4	00761503	4	SPACER 1-1/2 OD X11D X 1/2LG
5	37107B13	2	CLIP-X HAIR PIN
6	8345	2	TRANSPORT BAR

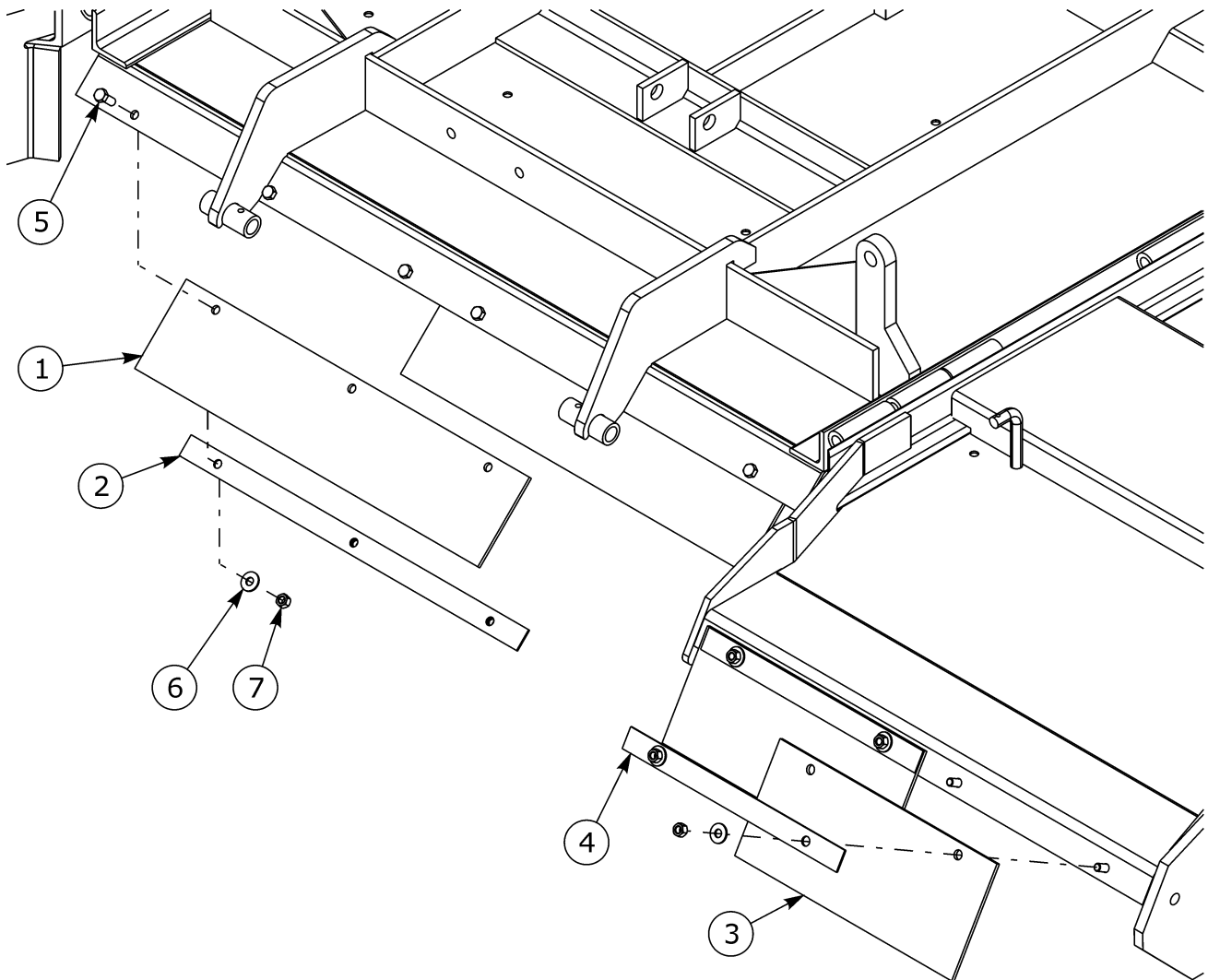
# DEFLECTOR ASSEMBLY - FRONT S/N 14812 - CURRENT AUG 2002 - CURRENT



ITEM	PART NO.	QTY.	DESCRIPTION
1	00767872	1	SHIELD, FRONT DEFLECTOR
2	00772063	1	FLAT, FRONT DEFLECTOR SUPPORT
3	00767871	2	SHIELD, DEFLECTOR 19
4	00773015	2	BAR SUPPORT DEFLECTOR 19
5	02030700	21	HHCS 1/2-13UNC 1-1/4 PL5
6	00002700	21	FLATWASHER 1/2 PL STD
7	00001800	21	LOCKNUT TLM 1/2 NC PLB
8	00759859	2	SHIELD-DEBRIS DEFLECTOR FRT.
9	00773882	2	PLATE FOOT PROBE GUARD
10	00773883	2	BAR DEFLECTOR SUPPORT

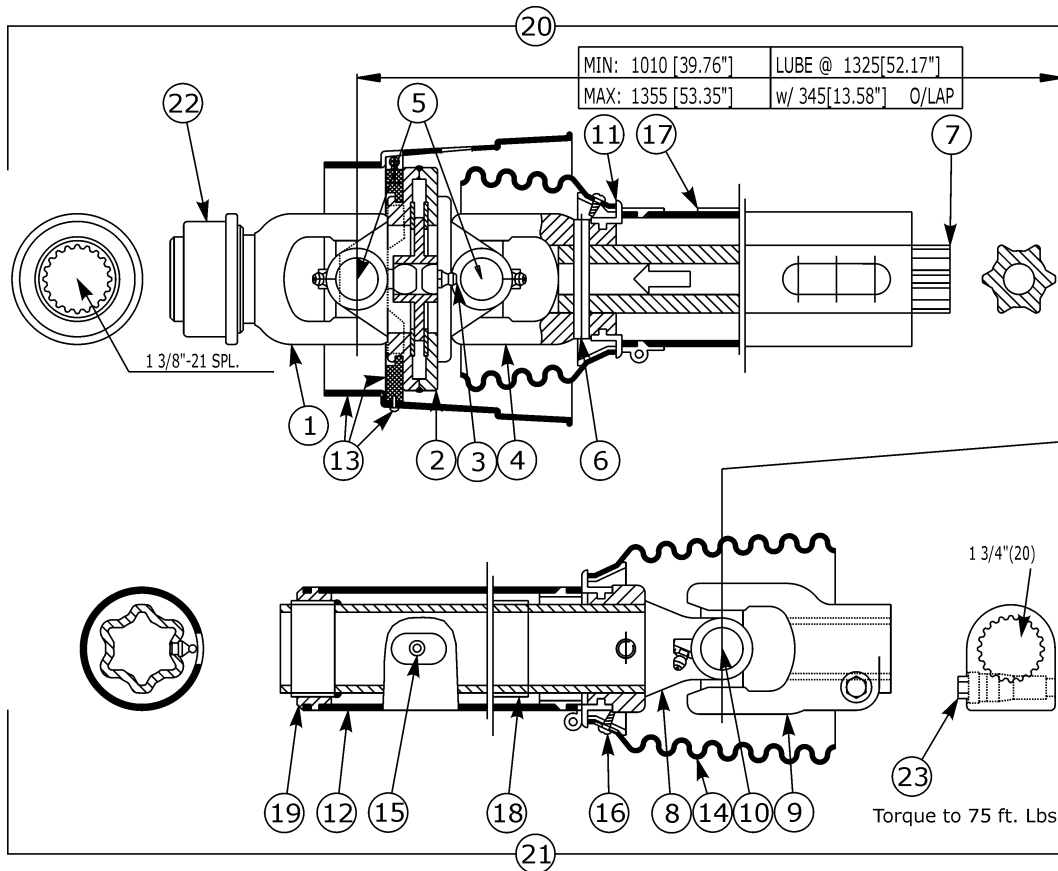


# DEFLECTOR ASSEMBLY - REAR S/N 14812 - CURRENT AUG 2002 - CURRENT



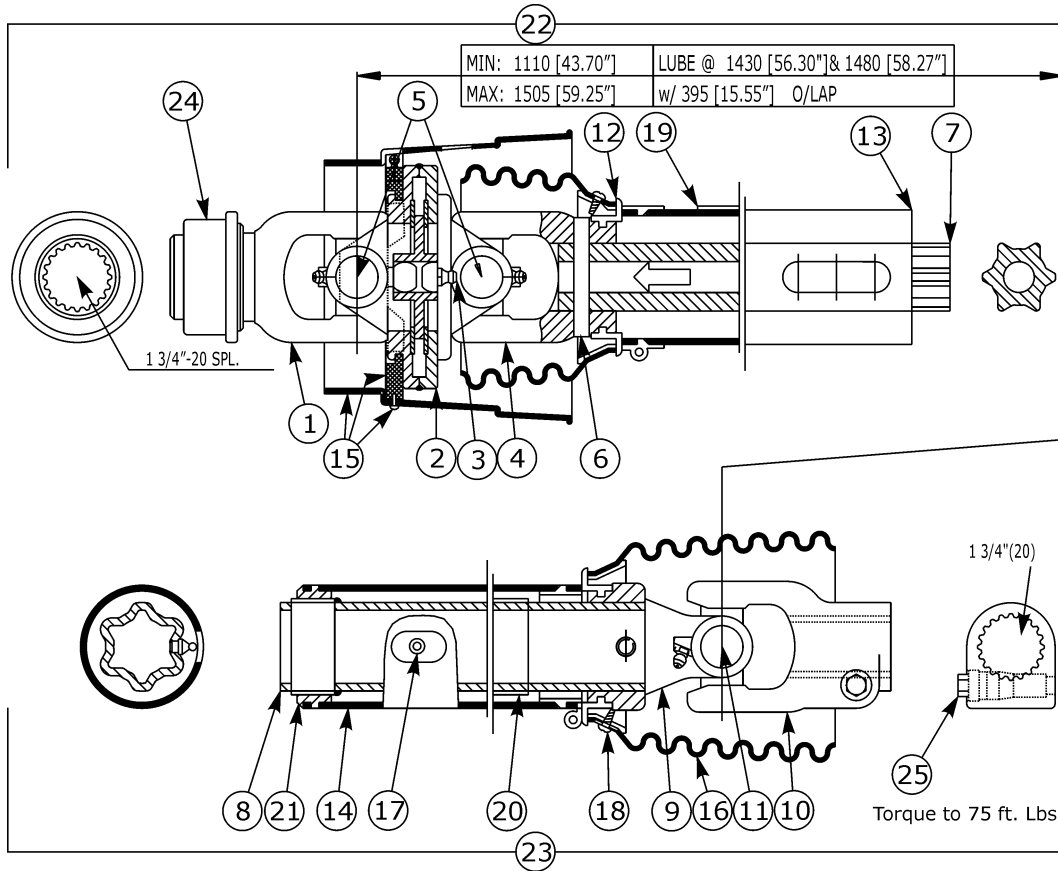
ITEM	PART NO.	QTY.	DESCRIPTION
1	00772064	2	SHIELD,FRONT DEFLECTOR
2	00772063	2	FLAT, FRONT DEFLECTOR SUPPORT
3	00773014	4	SHIELD DEFLECTOR FRONT 19
4	00773015	4	BAR SUPPORT DEFLECTOR 19
5	02030700	14	HHCS 1/2-13UNC 1-1/4 PL5
6	00002700	14	FLATWASHER 1/2 PL STD
7	00001800	14	LOCKNUT TLM 1/2 NC PLB

**DRIVELINE ASSEMBLY - CV 1-3/8-21 CAT 5 1000 RPM S/N 14812 - CURRENT AUG 2002 - CURRENT**



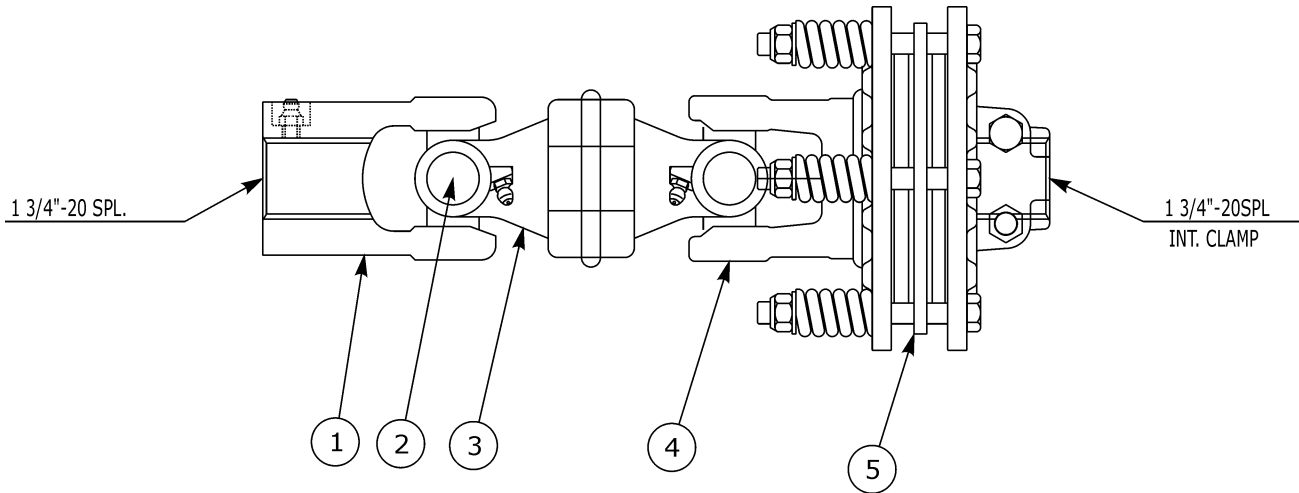
ITEM	PART NO.	QTY.	DESCRIPTION
	<b>00760453</b>	-	<b>DRIVELINE,1000 CV CAT5 1-3/8-</b>
1	8478	1	YOKE 1-3/8 21-SP
2	8482	1	DOUBLE YOKE
3	8382	1	FITTING,GREASE M8 X 1
4	7432	1	YOKE-INBOARD
5	8484	2	CROSS & BEARING KIT
6	8384	2	SPRING PIN 10MM X 90MM
7	00760632	1	PROFILE-INNER SAGA
8	8489	1	INBOARD YOKE
9	00774207	1	YOKE 1-3/4-20 SPLINE
10	8486	1	CROSS & BEARING KIT
11	8393	1	BEARING RING
12	00760641	1	TUBE,INNER SHIELD ROUND
13	7420	1	ASSY-BEARING & CV CONE
14	8949	1	SHIELD CONE
15	00778479	1	GREASE ZERK 1/4"-28 UNF 2A THR
16	1416438	8	SCREW-SC25
17	00756005	1	DECAL-ROTATING DRIVELINE
18	00756004	1	DECAL-SHIELD MISSING
19	8974	1	SUPPORT BEARING
20	00775820	1	OUTER SHIELD HALF
21	00775821	1	INNER SHIELD HALF
22	8391	1	Q.D. COLLAR KIT
23	00774208	1	LOCK ASY CC YOKE
	00760665	1	DRIVELINE-TRACTOR HALF PART OF
	00760667	1	DRIVELINE IMPLEMENT HALF PART

**DRIVELINE ASSEMBLY - CV 1-3/4-20 CAT 5 1000 RPM S/N 14812 - CURRENT AUG 2002 - CURRENT**



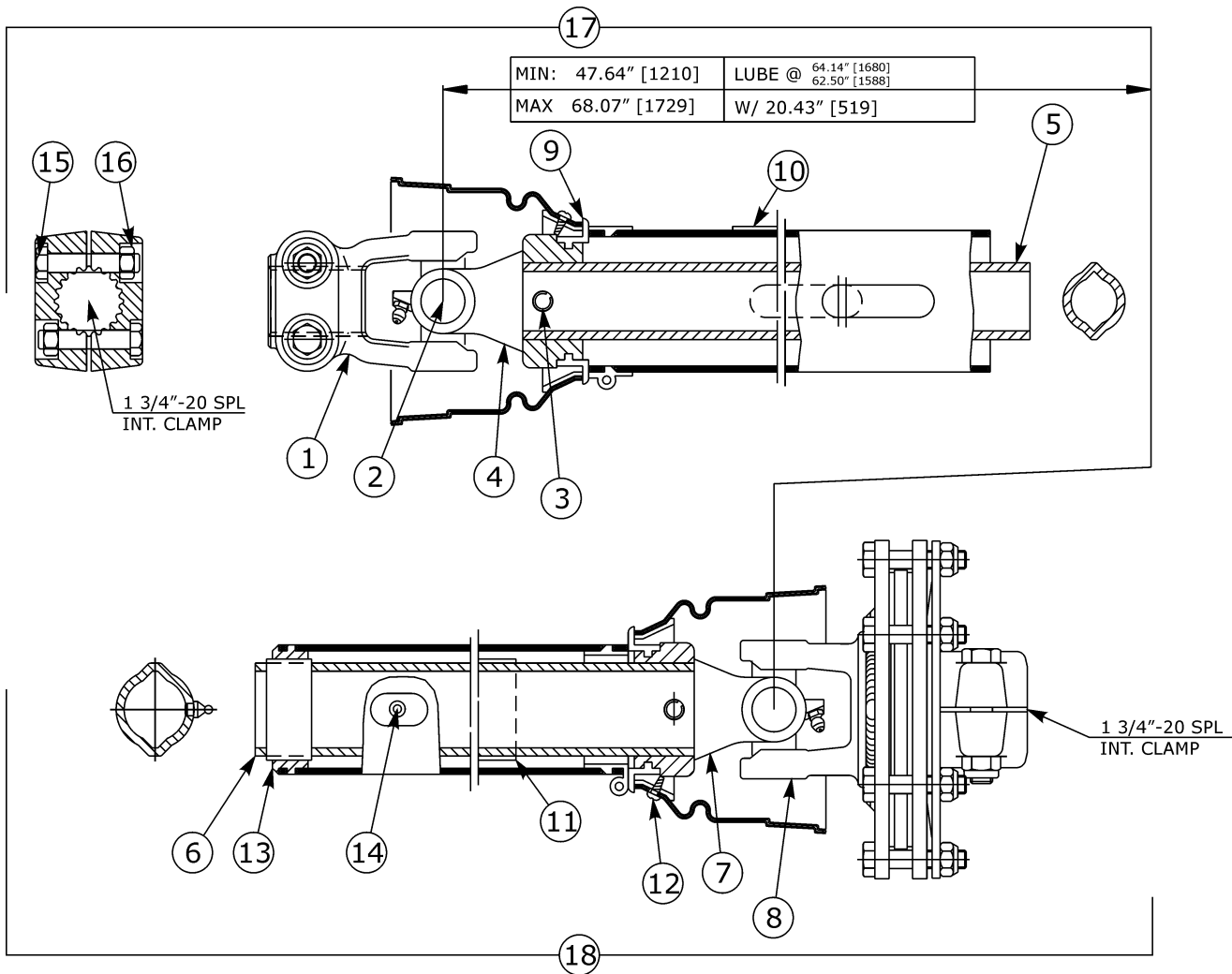
ITEM	PART NO.	QTY.	DESCRIPTION
	<b>00763554</b>	-	<b>D/L CV 1-3/4-20 SPL (20DB)</b>
1	00761434	1	YOKE-CV QD-1 3/4-20 SPLINE-
2	8482	1	DOUBLE YOKE
3	8382	1	FITTING,GREASE M8 X 1
4	7432	1	YOKE-INBOARD
5	8484	2	CROSS & BEARING KIT
6	8384	2	SPRING PIN 10MM X 90MM
7	00763557	1	PROFILE, STAR INNER
8	00763558	1	PROFILE,STAR OUTER
9	8489	1	INBOARD YOKE
10	00774207	1	YOKE 1-3/4-20 SPLINE
11	8486	1	CROSS & BEARING KIT
12	8393	2	BEARING RING
13	00763560	1	TUBE,OUTER SHIELD
14	00763559	1	TUBE,D/L INNER SHIELD
15	7420	1	ASSY-BEARING & CV CONE
16	8949	1	SHIELD CONE
17	00778479	1	GREASE ZERK 1/4"-28 UNF 2A THR
18	1416438	8	SCREW-SC25
19	00756005	1	DECAL-ROTATING DRIVELINE
20	00756004	1	DECAL-SHIELD MISSING
21	8974	1	SUPPORT BEARING
22	00775824	1	OUTER SHIELD HALF
23	00775825	1	INNER SHIELD HALF
24	00759556	1	KIT, SLIDE COLLAR
25	00774208	1	LOCK ASY CC YOKE
	00763555	1	D/L TRACTOR HALF 1-3/4-20 CV
	00763556	1	D/L IMPLEMENT HALF 1-3/4-20

**DRIVELINE ASSEMBLY - INTERMEDIATE S/N 14812 - CURRENT AUG 2002 - CURRENT**



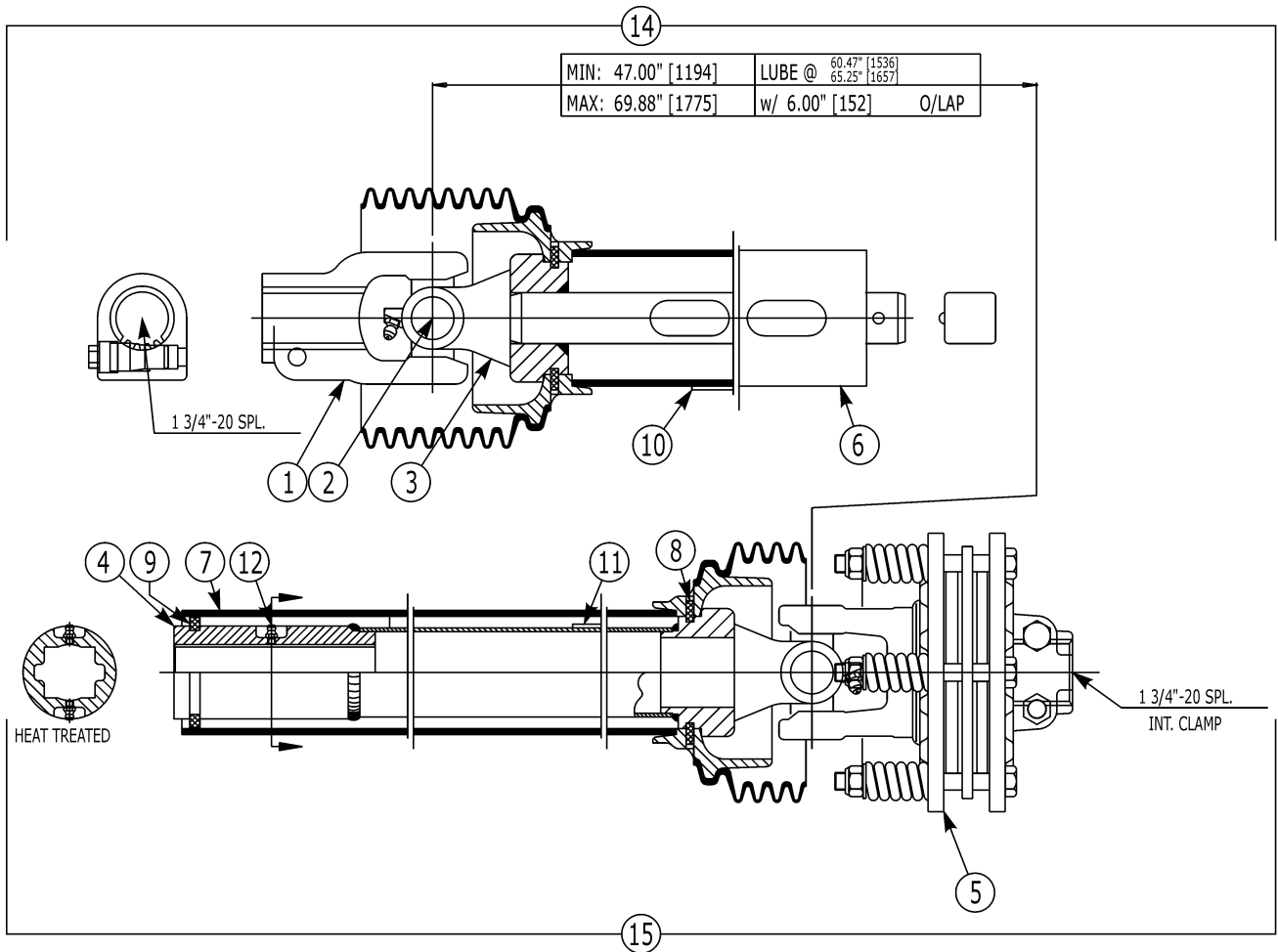
ITEM	PART NO.	QTY.	DESCRIPTION
	<b>00775340</b>	-	<b>DRIVESHAFT INTERMEDIATE SE15</b>
1	00775341	1	YOKE 1-3/4-20 SPLINE
2	W279R	2	CROSS REPAIR KIT, CTR
3	00775342	1	DOUBLE YOKE
4	00775333	1	FLANGE YOKE
5	00775331	1	CLUTCH FRICTION

**DRIVELINE ASSEMBLY - WING 1-3/4-20 CAT 4 S/N 14812 - CURRENT AUG 2002 - CURRENT**



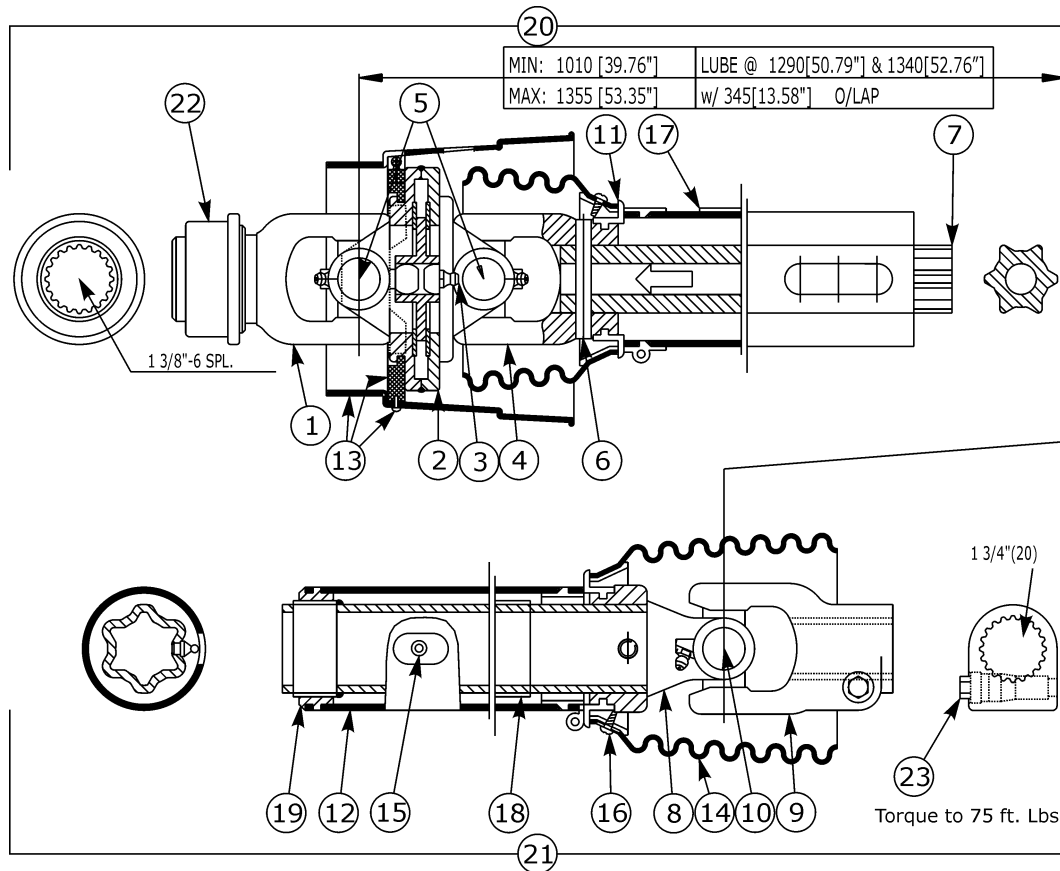
ITEM	PART NO.	QTY.	DESCRIPTION
1	00775316	1	YOKE 1-3/4-20 SPL I.C.
2	00189700	2	CROSSKIT
3	00756934	2	PIN,ROLL 10 X 80
4	00775317	1	YOKE INBOARD 1B
5	00775375	1	INNER PROFILE 1B
6	00775376	1	PROFILE & SLEEVE W.A.
7	00775318	1	YOKE INBOARD 2A
8	00775315	1	CLUTCH FRICTION
9	8393	2	BEARING RING
10	00756005	1	DECAL-ROTATING DRIVELINE
11	00756004	1	DECAL-SHIELD MISSING
12	00759217	2	SCREW 1/2 LG END
13	8974	1	SUPPORT BEARING
14	1416601	1	ZERK
15	00775384	2	BOLT P1.75 M12 X 60
16	00775327	1	NUT P1.75 M12
17	00775319	1	SHIELD OUTER HALF
18	00775320	1	SHIELD INNER HALF
	00775313	1	DRIVELINE TRACTOR HALF CAT 4
	00775314	1	DRIVELINE IMPLEMENT HALF CAT 4

**DRIVELINE ASSEMBLY - WING 1-3/4-20 CAT 5 S/N 14812 - CURRENT AUG 2002 - CURRENT**



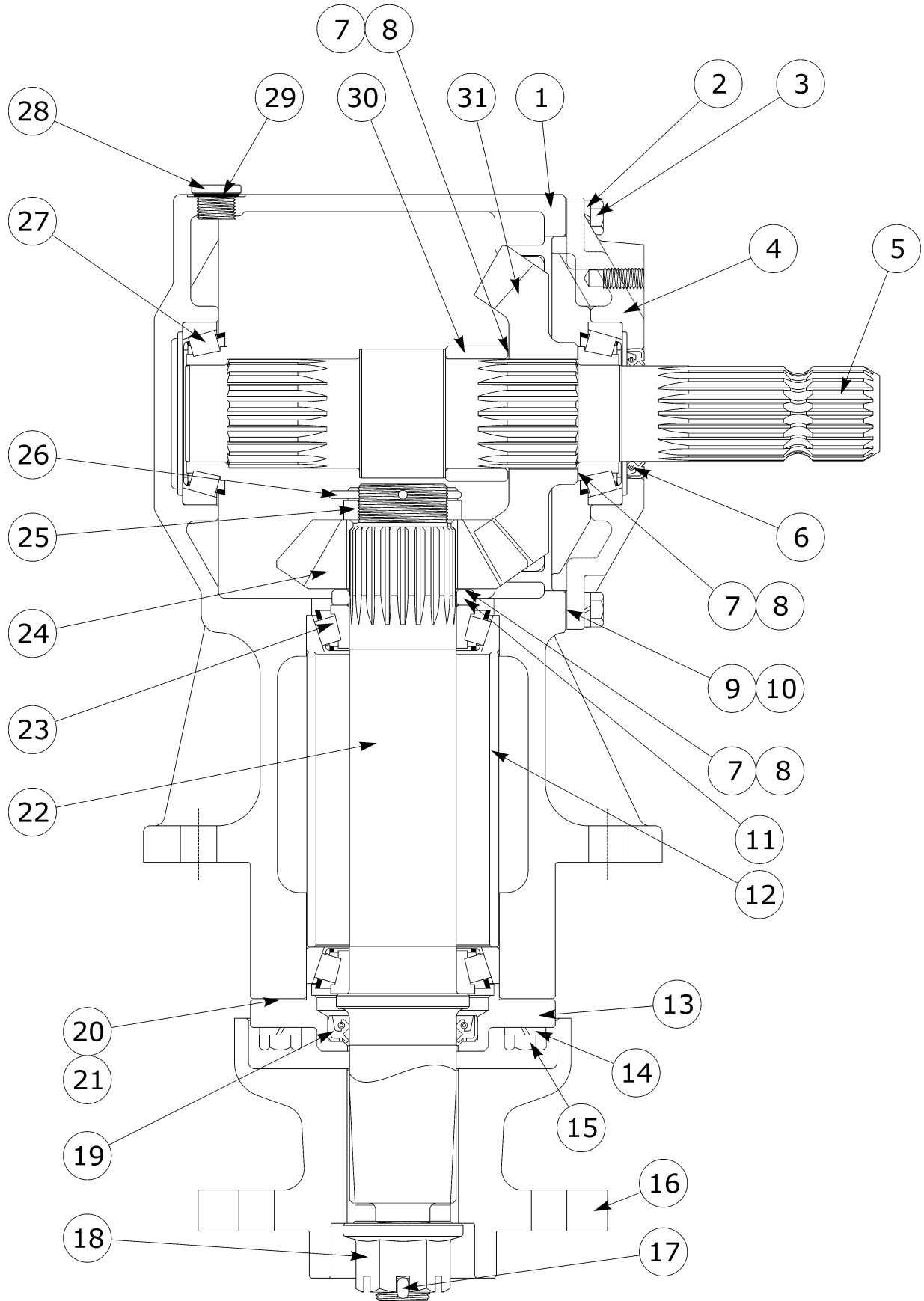
ITEM	PART NO.	QTY.	DESCRIPTION
	<b>00775343</b>	-	<b>DRIVELINE WNG CAT5 SC 1-3/4 20</b>
1	00775005	1	YOKE 44R 1-3/4-20 TAPER PIN
2	W840	2	CROSS REPR KIT
3	W816F	1	YOKE & SQ SHFT PAINT BLACK
4	00775344	1	YOKE, I.B. TUBE & SLEEVE W.A.
5	00775382	1	FRICTION CLUTCH
6	00775345	1	OUTER SHIELD TUBE ASSY
7	00775346	1	INNER SHIELD TUBE ASSY
8	00775347	4	SHIELD BEARING
9	00775348	1	SUPPORT BEARING
10	7387	1	DECAL, DECK U-JOINT
11	00756004	1	DECAL-SHIELD MISSING
12	00752670	2	GREASE FITTING 1/4-28 BOLT THD
13	00774208	1	LOCK ASY CC YOKE
14	00775349	1	DRIVELINE WING INNER SHAFT
15	00775350	1	DRIVELINE WING OUTER TUBE

**DRIVELINE ASSEMBLY - CV 1-3/8-6 CAT 5 540 RPM S/N 14812 - CURRENT AUG 2002 - CURRENT**



ITEM	PART NO.	QTY.	DESCRIPTION
	<b>00760452</b>	-	<b>DRIVELINE,540 CV CAT 5 1-3/8-6</b>
1	7431	1	YOKE SLIDE COLLAR
2	8482	1	DOUBLE YOKE
3	8382	1	FITTING,GREASE M8 X 1
4	7432	1	YOKE-INBOARD
5	8484	2	CROSS & BEARING KIT
6	8384	2	SPRING PIN 10MM X 90MM
7	00760632	1	PROFILE-INNER SAGA
8	8489	1	INBOARD YOKE
9	00774207	1	YOKE 1-3/4-20 SPLINE
10	8486	1	CROSS & BEARING KIT
11	8393	2	BEARING RING
12	00760641	1	TUBE,INNER SHIELD ROUND
13	7420	1	ASSY-BEARING & CV CONE
14	8949	1	SHIELD CONE
15	00778479	1	GREASE ZERK 1/4"-28 UNF 2A THR
16	1416438	8	SCREW-SC25
17	00756005	1	DECAL-ROTATING DRIVELINE
18	00756004	1	DECAL-SHIELD MISSING
19	8974	1	SUPPORT BEARING
20	00775820	1	OUTER SHIELD HALF
21	00775821	1	INNER SHIELD HALF
22	8391	1	Q.D. COLLAR KIT
23	00774208	1	LOCK ASY CC YOKE
	00760668	1	DRIVELINE TRACTOR HALF PART OF
	00760667	1	DRIVELINE IMPLEMENT HALF PART

GEARBOX ASSEMBLY - CENTER & LEFT 540 RPM S/N 14812 - 17107 AUG 2002 - MAR 2005

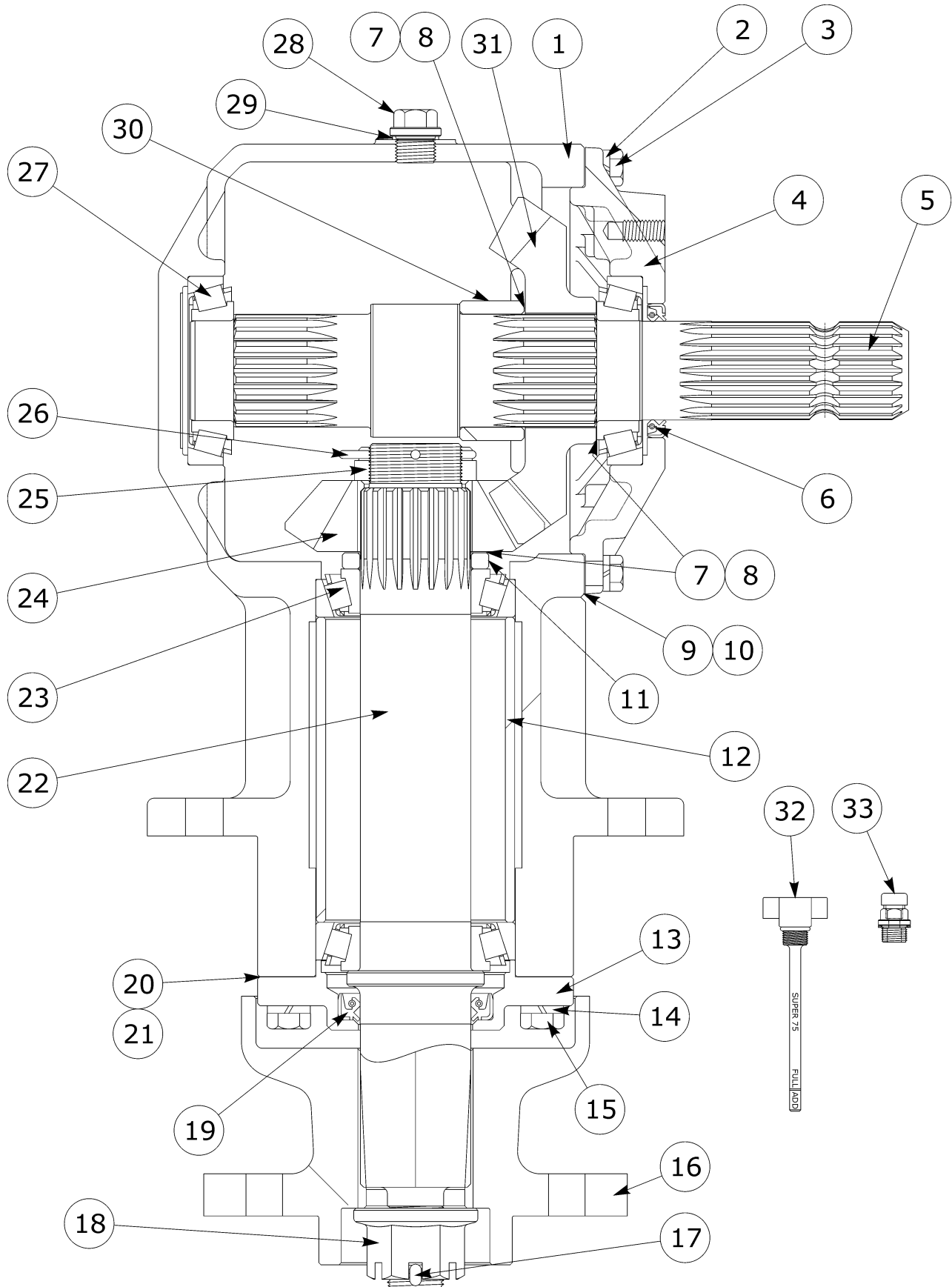




**GEARBOX ASSEMBLY - CENTER & LEFT 540 RPM S/N 14812 - 17107 AUG 2002 - MAR 2005**

ITEM	PART NO.	QTY.	DESCRIPTION
	<b>00775919</b>	-	<b>GEARBOX SUPER 75 1:1.46 SU</b>
1	00775921	1	G/B HOUSING SUPER 75
2	00755954	8	LOCKWASHER M10
3	00758659	8	HHCS, M10X1.5X32
4	00758664	1	CAP,INPUT
5	00758689	1	SHAFT,INPUT
6	00758653	1	SEAL, INPUT SHAFT
7	00758667	VAR	SHIM .012
8	00758668	VAR	SHIM,0.020
9	00758646	VAR	SHIM, ADJUSTMENT .004 OR .1M
10	00758647	VAR	SHIM, ADJUSTMENT .010 OR .25M
11	00759977	1	SPACER GEAR MOUNT
12	00775923	1	SPACER OUTPUT SUPER 75
13	00758663	1	CAP, OUTPUT
14	00758672	4	LOCKWASHER,M12
15	02959661	4	HEXB METRIC 12-P1.75-35MMPL8.8
16	00775244	1	HUB BLADE
17	00606000	1	PIN-COTTER 3/16 X 2
18	00758692	1	NUT,1-14 FLANGED HEX SLOTTED
19	00758674	1	SEAL, OUTPUT SHAFT 50X70X10
20	00758676	VAR	GASKET, .004 OR .1M
21	00758677	VAR	GASKET, .010 OR .25M
22	00775922	1	SHAFT OUTPUT SUPER 75
23	00769938	2	BEARING,TIMKEN 30210
24	00758693	1	GEAR,13 TOOTH
25	00762121	1	NUT,HEX THIN SLOTTED
26	00770421	1	PIN, COTTER 3.6MM x 65MM
27	00755615	2	BEARING
28	00770737	2	LEVEL PLUG M18 X 1.5
29	00769321	3	WASHER,SEALING,17.8MX22MX3M
30	00758657	1	SPACER,INPUT SHAFT
31	00758694	1	GEAR,19 TOOTH
32	00762114	1	PLUG,VENT W/WASHER 18M-P1.5

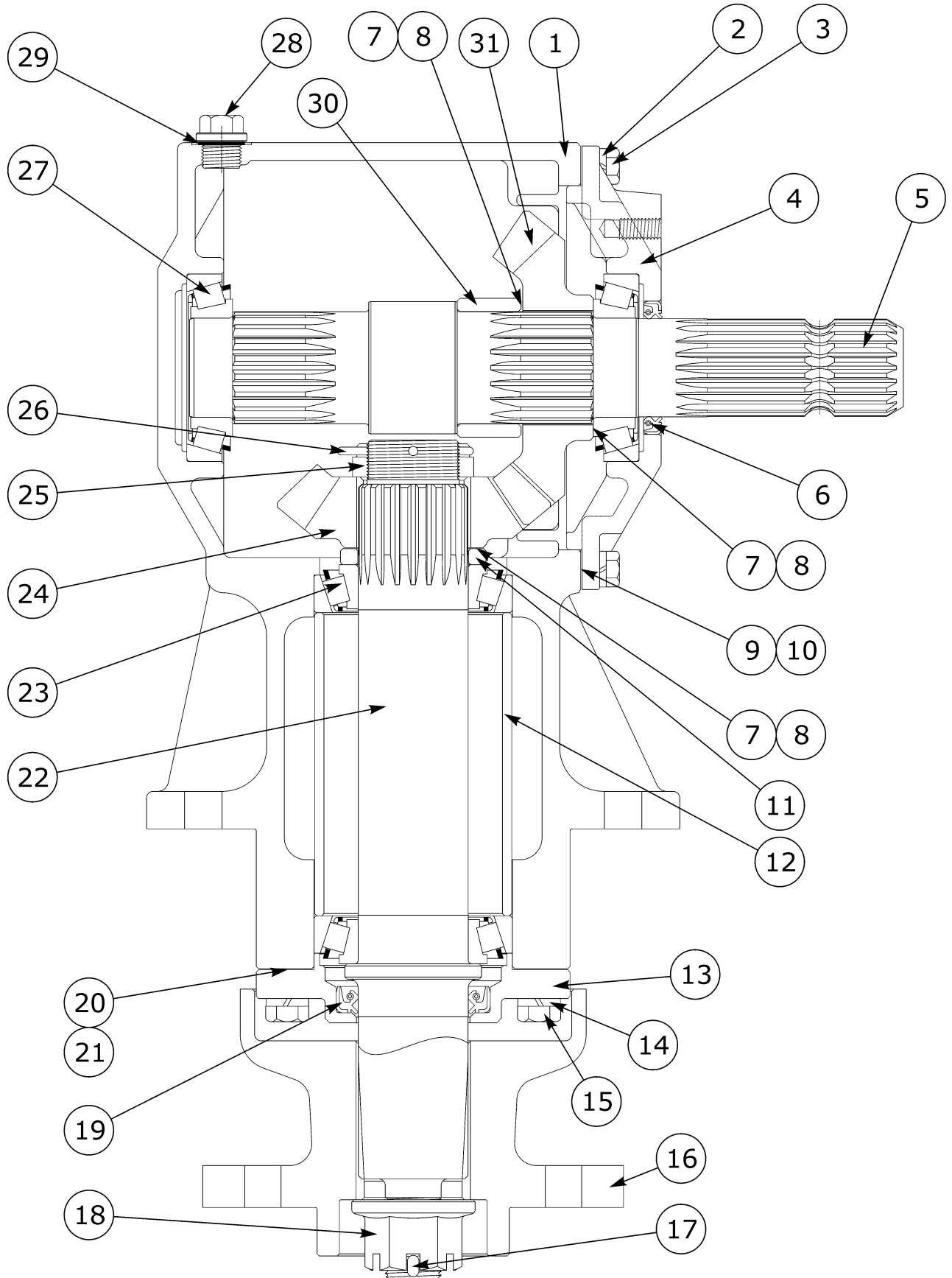
GEARBOX ASSEMBLY - CENTER & LEFT 540 RPM S/N 17108 - CURRENT APR 2005 - CURRENT



**GEARBOX ASSEMBLY - CENTER & LEFT 540 RPM S/N 17108 - CURRENT APR 2005 - CURRENT**

ITEM	PART NO.	QTY.	DESCRIPTION
	<b>00775919A</b>	-	<b>SUPER AG-75S-1:1.46SU- 1 3/4"-</b>
1	00775921	1	G/B HOUSING SUPER 75
2	00755954	8	LOCKWASHER M10
3	00758659	8	HHCS, M10X1.5X32
4	00758664	1	CAP,INPUT
5	00758689	1	SHAFT,INPUT
6	00758653	1	SEAL, INPUT SHAFT
7	00758667	VAR	SHIM .012
8	00758668	VAR	SHIM,0.020
9	00758646	VAR	SHIM, ADJUSTMENT .004 OR .1M
10	00758647	VAR	SHIM, ADJUSTMENT .010 OR .25M
11	00759977	1	SPACER GEAR MOUNT
12	00775923	1	SPACER OUTPUT SUPER 75
13	00758663	1	CAP, OUTPUT
14	00758672	4	LOCKWASHER,M12
15	02959661	4	HEXB METRIC 12-P1.75-35MMPL8.8
16	00775244	1	HUB BLADE
17	00606000	1	PIN-COTTER 3/16 X 2
18	00758674	1	SEAL, OUTPUT SHAFT 50X70X10
19	00758692	1	NUT,1-14 FLANGED HEX SLOTTED
20	00758676	VAR	GASKET, .004 OR .1M
21	00758677	VAR	GASKET, .010 OR .25M
22	00775922	1	SHAFT OUTPUT SUPER 75
23	00769938	2	BEARING,TIMKEN 30210
24	00758693	1	GEAR,13 TOOTH
25	00762121	1	NUT,HEX THIN SLOTTED
26	00770421	1	PIN, COTTER 3.6MM x 65MM
27	00755615	2	BEARING
28	00770737	2	LEVEL PLUG M18 X 1.5
29	00769321	2	WASHER,SEALING,17.8MX22MX3M
30	00758657	1	SPACER,INPUT SHAFT
31	00758694	1	GEAR,19 TOOTH
32	00778907	1	ASSY-DIPSTICK FOR SUPER 75 GBS
33	00762114	1	PLUG,VENT W/WASHER 18M-P1.5

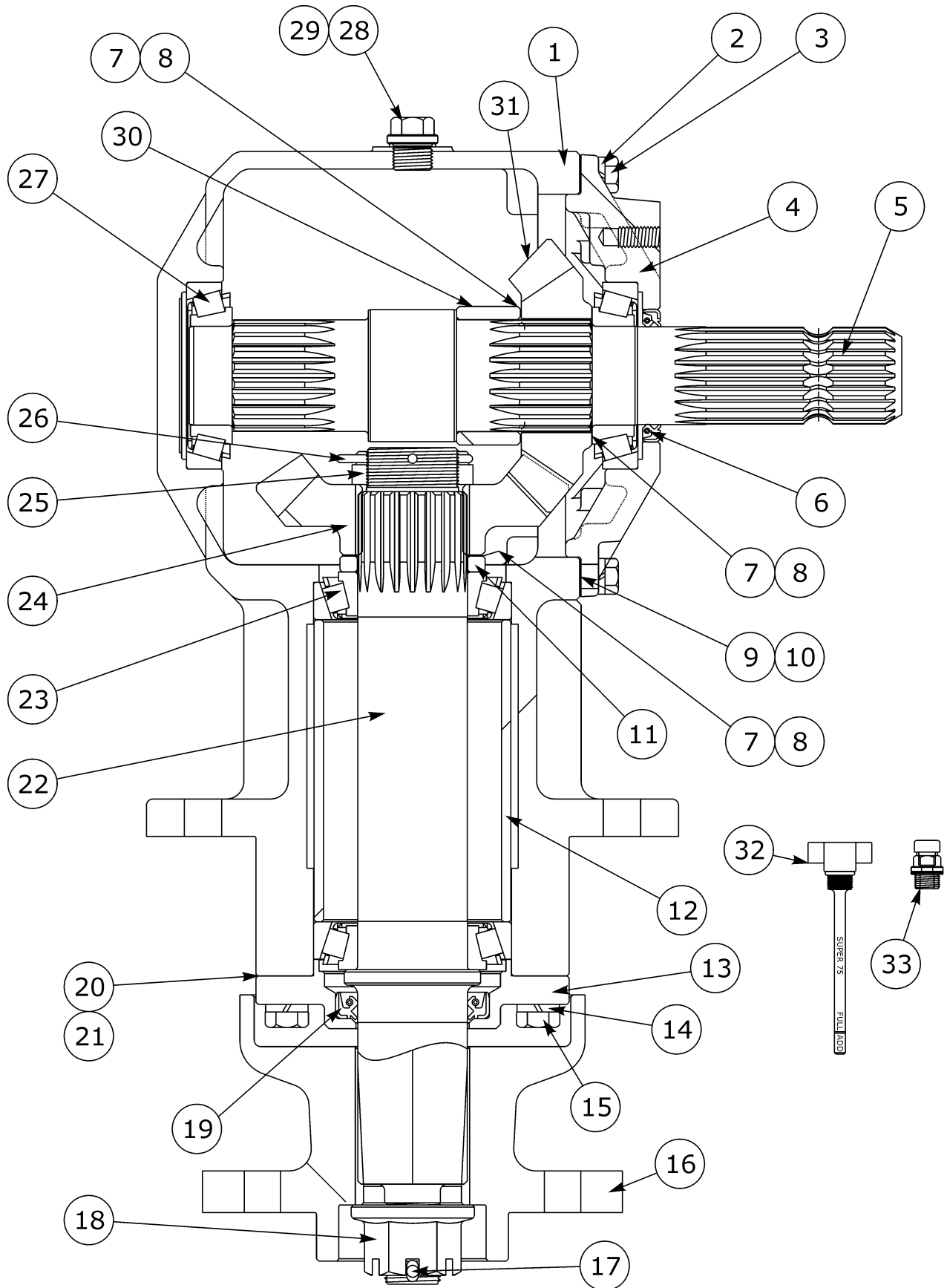
**GEARBOX ASSEMBLY - CENTER 1000 RPM S/N 14812 - 17107 AUG 2002 - MAR 2005**



**GEARBOX ASSEMBLY - CENTER 1000 RPM S/N 14812 - 17107 AUG 2002 - MAR 2005**

ITEM	PART NO.	QTY.	DESCRIPTION
	<b>00776977</b>	-	<b>GEARBOX SUPER 75 1.21:1RD</b>
1	00775921	1	G/B HOUSING SUPER 75
2	00755954	8	LOCKWASHER M10
3	00758659	8	HHCS, M10X1.5X32
4	00758664	1	CAP,INPUT
5	00758689	1	SHAFT,INPUT
6	00758653	1	SEAL, INPUT SHAFT
7	00758667	VAR	SHIM .012
8	00758668	VAR	SHIM,0.020
9	00758646	VAR	SHIM, ADJUSTMENT .004 OR .1M
10	00758647	VAR	SHIM, ADJUSTMENT .010 OR .25M
11	00759977	1	SPACER GEAR MOUNT
12	00775923	1	SPACER OUTPUT SUPER 75
13	00758663	1	CAP, OUTPUT
14	00758672	4	LOCKWASHER,M12
15	02959661	4	HEXB METRIC 12-P1.75-35MMPL8.8
16	00775244	1	HUB BLADE
17	00606000	1	PIN-COTTER 3/16 X 2
18	00758692	1	NUT,1-14 FLANGED HEX SLOTTED
19	00758674	1	SEAL, OUTPUT SHAFT 50X70X10
20	00758676	VAR	GASKET, .004 OR .1M
21	00758677	VAR	GASKET, .010 OR .25M
22	00775922	1	SHAFT OUTPUT SUPER 75
23	00769938	2	BEARING,TIMKEN 30210
24	00759488	1	GEAR, 17 TOOTH
25	00770730	1	BEARING ADJUSTING NUT
26	00770421	1	PIN, COTTER 3.6MM x 65MM
27	00755615	2	BEARING
28	00770737	2	LEVEL PLUG M18 X 1.5
29	00769321	3	WASHER,SEALING,17.8MX22MX3M
30	00758657	1	SPACER,INPUT SHAFT
31	00759487	1	GEAR, 14 TOOTH
32	00762114	1	PLUG,VENT W/WASHER 18M-P1.5

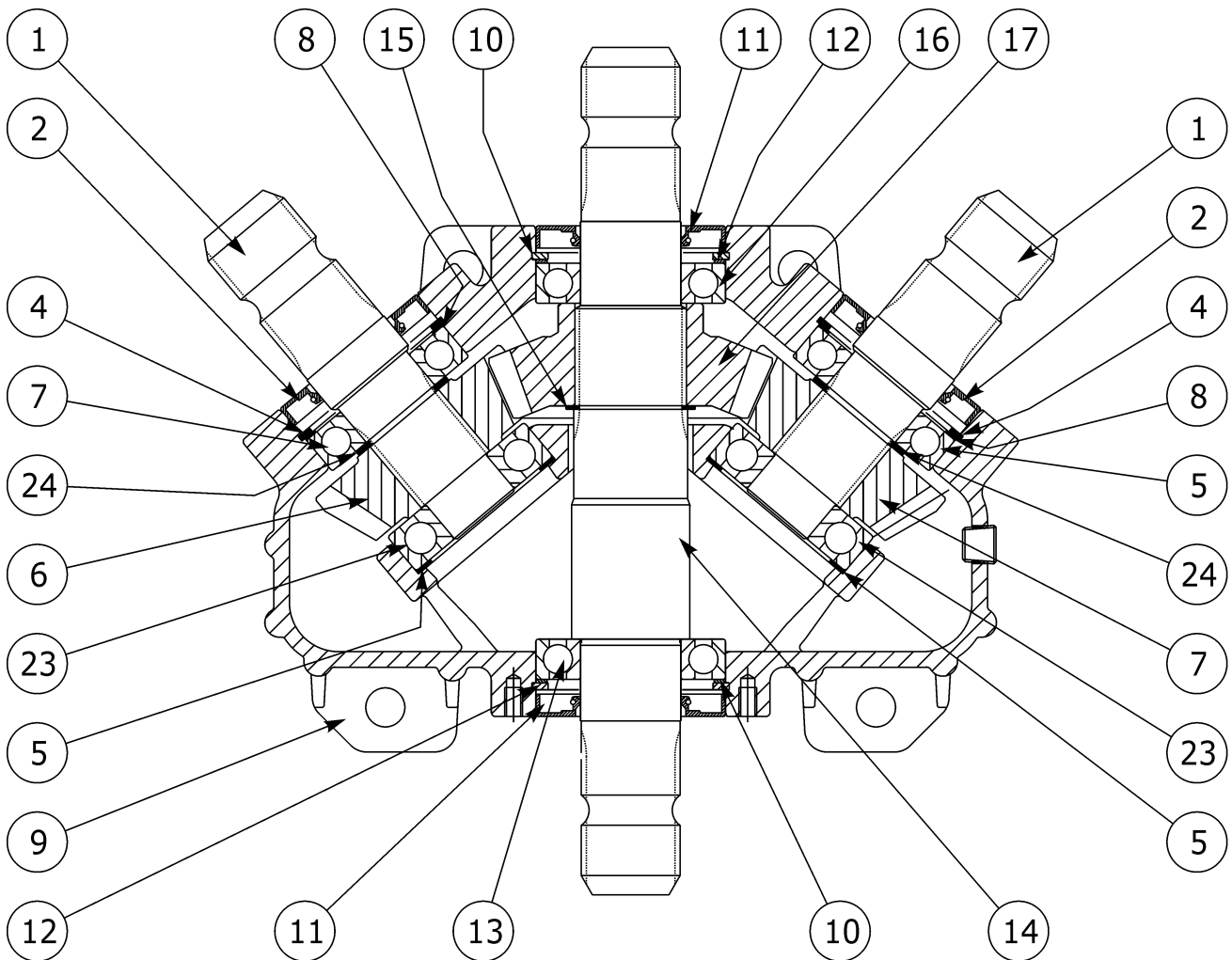
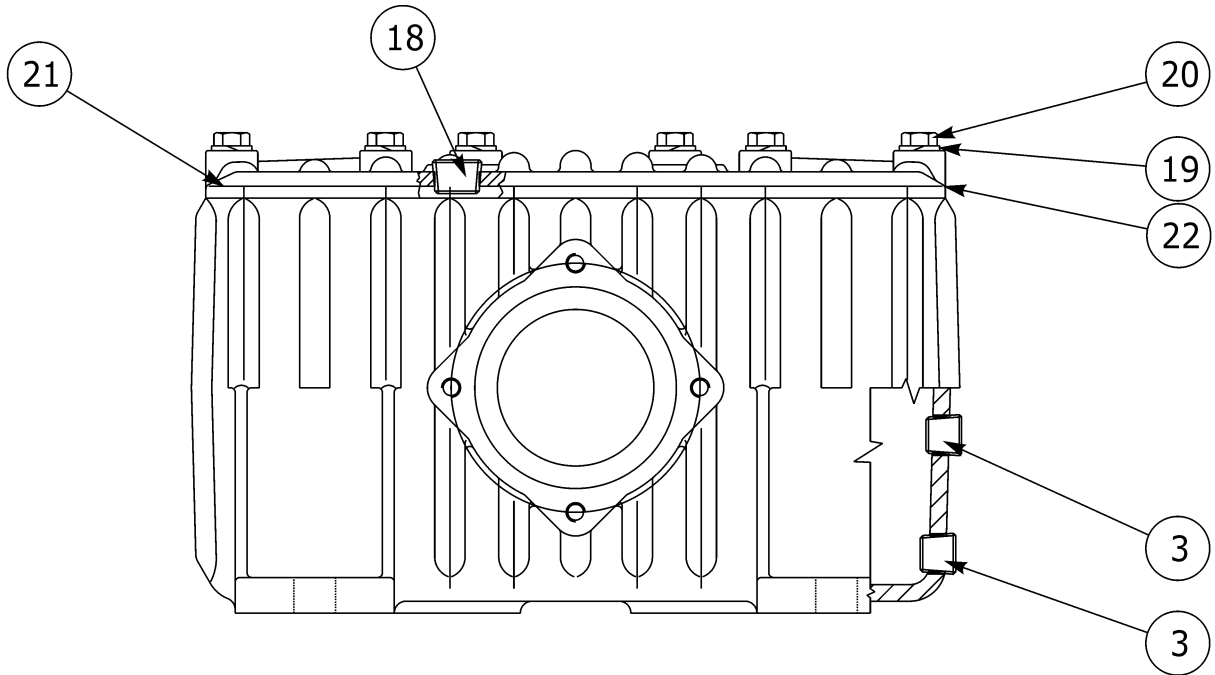
GEARBOX ASSEMBLY - CENTER 1000 RPM S/N 17108 - CURRENT APR 2005 - CURRENT



**GEARBOX ASSEMBLY - CENTER 1000 RPM S/N 17108 - CURRENT APR 2005 - CURRENT**

ITEM	PART NO.	QTY.	DESCRIPTION
	<b>00776977A</b>	-	<b>SUPER AG-75S-1.21:1RD- 1 3/4"-</b>
1	00775921	1	G/B HOUSING SUPER 75
2	00755954	8	LOCKWASHER M10
3	00758659	8	HHCS, M10X1.5X32
4	00758664	1	CAP,INPUT
5	00758689	1	SHAFT,INPUT
6	00758653	1	SEAL, INPUT SHAFT
7	00758667	VAR	SHIM .012
8	00758668	VAR	SHIM,0.020
9	00758646	VAR	SHIM, ADJUSTMENT .004 OR .1M
10	00758647	VAR	SHIM, ADJUSTMENT .010 OR .25M
11	00759977	1	SPACER GEAR MOUNT
12	00775923	1	SPACER OUTPUT SUPER 75
13	00758663	1	CAP, OUTPUT
14	00758672	4	LOCKWASHER,M12
15	02959661	4	HEXB METRIC 12-P1.75-35MMPL8.8
16	00775244	1	HUB BLADE
17	00606000	1	PIN-COTTER 3/16 X 2
18	00758692	1	NUT,1-14 FLANGED HEX SLOTTED
19	00758674	1	SEAL, OUTPUT SHAFT 50X70X10
20	00758676	VAR	GASKET, .004 OR .1M
21	00758677	VAR	GASKET, .010 OR .25M
22	00775922	1	SHAFT OUTPUT SUPER 75
23	00769938	2	BEARING,TIMKEN 30210
24	00759488	1	GEAR, 17 TOOTH
25	00762121	1	NUT,HEX THIN SLOTTED
26	00770421	1	PIN, COTTER 3.6MM x 65MM
27	00755615	2	BEARING
28	00770737	2	LEVEL PLUG M18 X 1.5
29	00769321	2	WASHER,SEALING,17.8MX22MX3M
30	00758657	1	SPACER,INPUT SHAFT
31	00759487	1	GEAR, 14 TOOTH
32	00778907	1	ASSY-DIPSTICK FOR SUPER 75 GBS
33	00762114	1	PLUG,VENT W/WASHER 18M-P1.5

**GEARBOX ASSEMBLY - DIVIDER 1000 RPM S/N 14812 - CURRENT AUG 2002 - CURRENT**

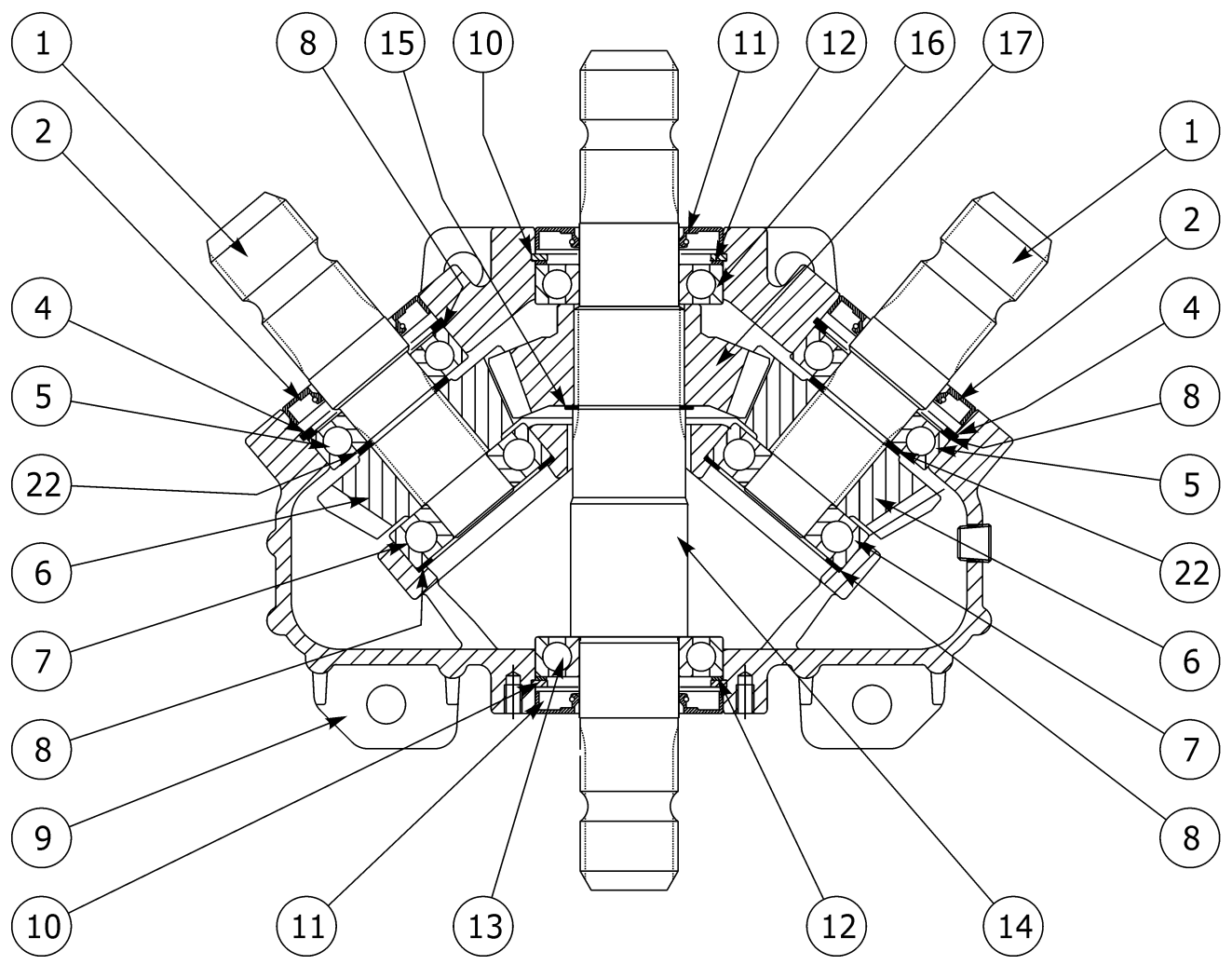
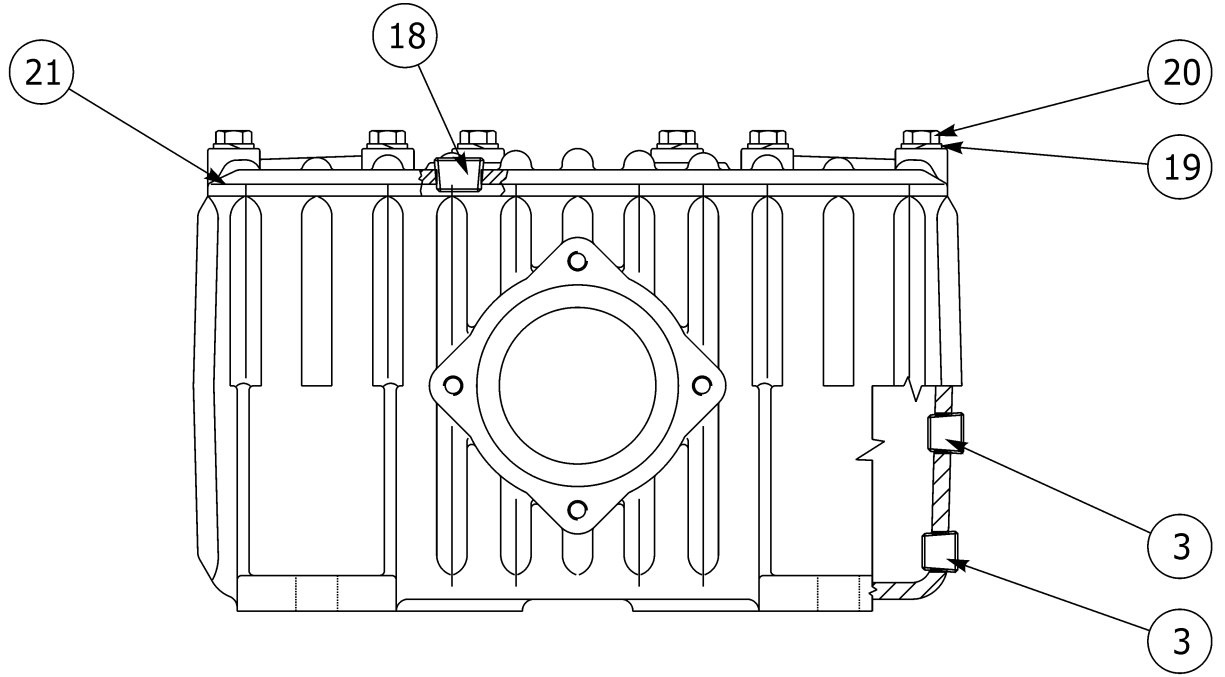




**GEARBOX ASSEMBLY - DIVIDER 1000 RPM S/N 14812 - CURRENT AUG 2002 - CURRENT**

ITEM	PART NO.	QTY.	DESCRIPTION
	<b>00755698</b>	-	<b>DIVIDER GEARBOX</b>
1	00756643	2	SHAFT, 1-3/4-20 SPL WG OUTPUT
2	00756644	2	SEAL,OIL 45X80X10
3	00753226	2	PLUG
4	00753224	2	CIRCLIP, INTERNAL
5	00756645	2	SHIM, 69X79.9
6	00755746	2	GEAR, SIDE BEVEL 1000 T25A G/B
7	00756646	2	BEARING, BALL
8	00756647	2	SHIM, 65.3X79.7
9	00753232	1	CASING
10	00753237	2	INTERNAL CIRCLIP
11	00753238	2	OIL SEAL
12	00753235	2	SHIM
13	00753241	1	BEARING
14	00756648	1	SHAFT, 1-3/4-20 CTR SHAFT
15	00755068	1	SHOULDER RING
16	00755070	1	BEARING
17	00755745	1	GEAR, CTR BEVEL, 1000 T25A G/B
18	00753239	1	OIL FILLER PLUG
19	00753231	6	SCHNORR WASHER
20	00753230	6	HEXB METRIC 8-P1.25- 30MM PL5
21	00753240	1	COVER
22	00755069	1	GASKET
23	00753223	2	BEARING
24	00756649	2	SNAP RING 40 UNI7436 .096 THK

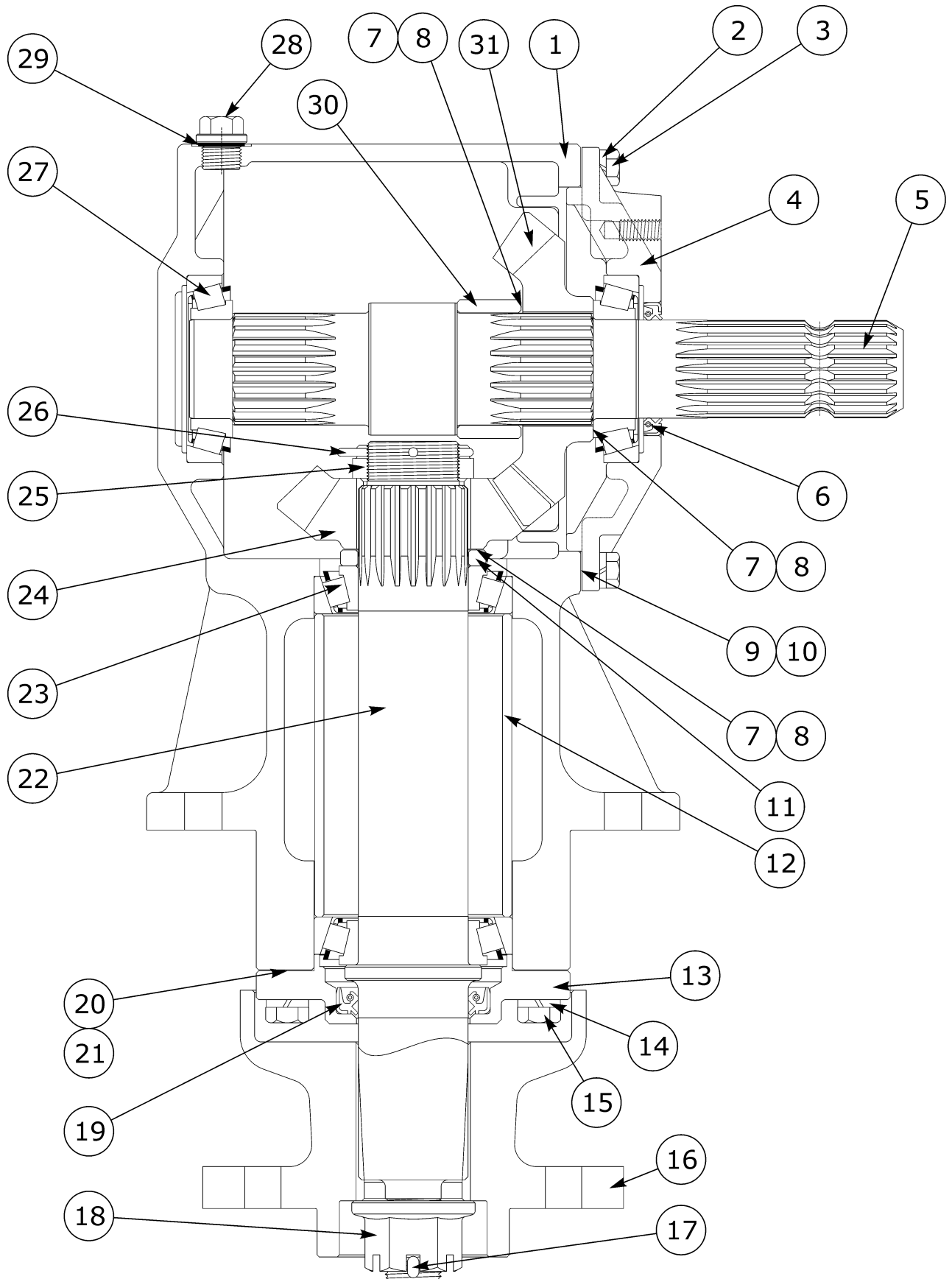
GEARBOX ASSEMBLY - DIVIDER 540 RPM S/N 14812 - CURRENT AUG 2002 - CURRENT



**GEARBOX ASSEMBLY - DIVIDER 540 RPM S/N 14812 - CURRENT AUG 2002 - CURRENT**

ITEM	PART NO.	QTY.	DESCRIPTION
	<b>00756604</b>	-	<b>DIVIDER GEARBOX, COMER W/1-3/4</b>
1	00756643	2	SHAFT, 1-3/4-20 SPL WG OUTPUT
2	00756644	2	SEAL,OIL 45X80X10
3	00753226	2	PLUG
4	00773224	2	CONVERSION KIT NEW STYLE D4
5	00563700	2	BEARING, BALL
6	00772983	2	GEAR PINION Z20 20 TEETH
7	00753223	2	BEARING
8	00756645	4	SHIM, 69X79.9
9	00753232	1	CASING
10	00753237	2	INTERNAL CIRCLIP
11	00753238	2	OIL SEAL
12	2716406	2	SHIM 84.7
13	00753241	1	BEARING
14	00756648	1	SHAFT, 1-3/4-20 CTR SHAFT
15	00755068	1	SHOULDER RING
16	00753241	1	BEARING
17	00772984	1	GEAR Z24 24 TEETH
18	2716590	1	PLUG,VENT W/DIAPHRAM
19	00753231	6	SCHNORR WASHER
20	00753230	6	HEXB METRIC 8-P1.25- 30MM PL5
21	00753240	1	COVER
22	00756649	2	SNAP RING 40 UNI7436 .096 THK

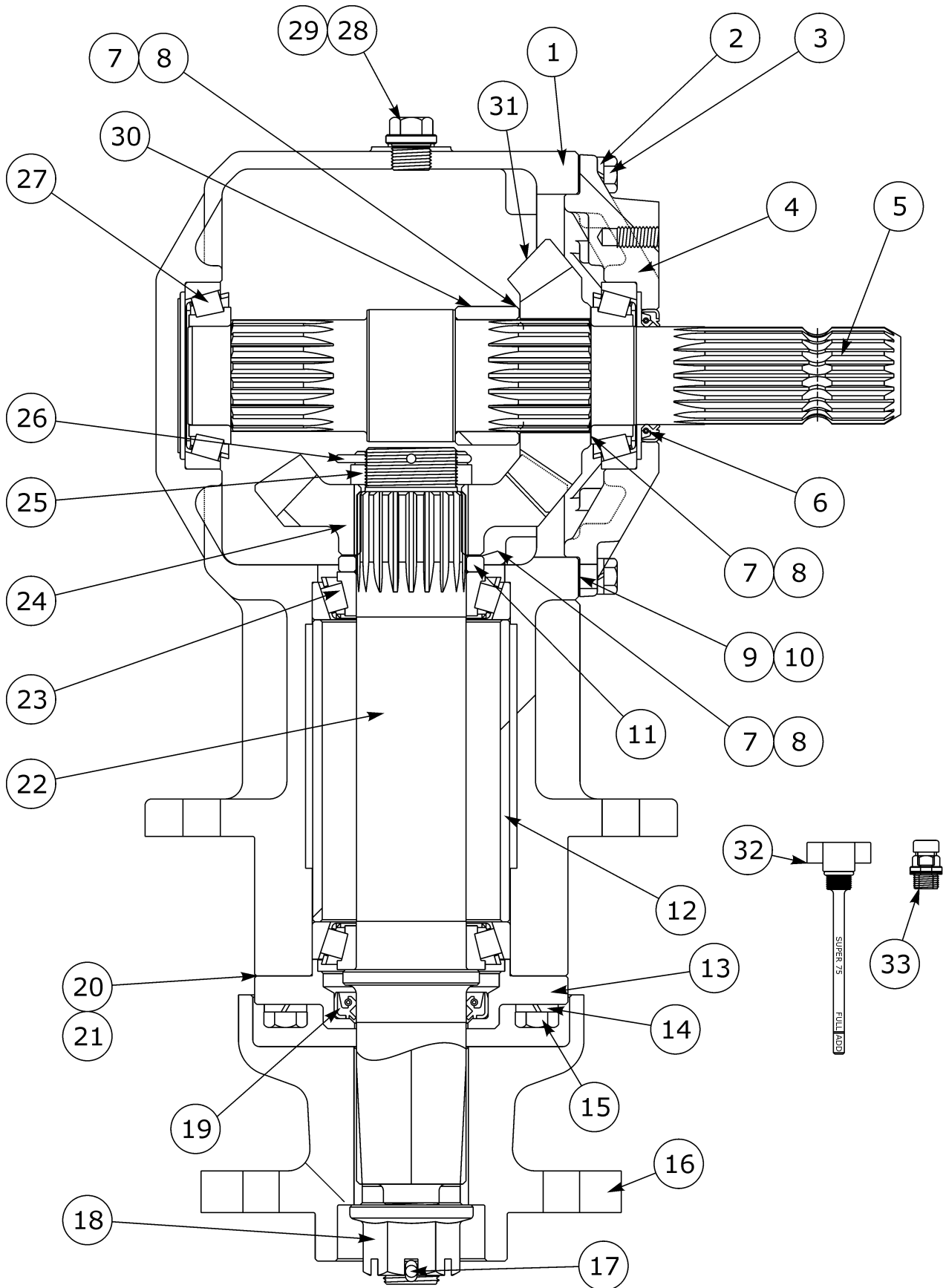
GEARBOX ASSEMBLY - LEFT WING 1000 RPM S/N 14812 - 17107 AUG 2002 - MAR 2005



**GEARBOX ASSEMBLY - LEFT WING 1000 RPM S/N 14812 - 17107 AUG 2002 - MAR 2005**

ITEM	PART NO.	QTY.	DESCRIPTION
	<b>00776978</b>	-	<b>GEARBOX SUPER 75 1:1.21SU</b>
1	00775921	1	G/B HOUSING SUPER 75
2	00755954	8	LOCKWASHER M10
3	00758659	8	HHCS, M10X1.5X32
4	00758664	1	CAP,INPUT
5	00758689	1	SHAFT,INPUT
6	00758653	1	SEAL, INPUT SHAFT
7	00758667	VAR	SHIM .012
8	00758668	VAR	SHIM,0.020
9	00758646	VAR	SHIM, ADJUSTMENT .004 OR .1M
10	00758647	VAR	SHIM, ADJUSTMENT .010 OR .25M
11	00759977	1	SPACER GEAR MOUNT
12	00775923	1	SPACER OUTPUT SUPER 75
13	00758663	1	CAP, OUTPUT
14	00758672	4	LOCKWASHER,M12
15	02959661	4	HEXB METRIC 12-P1.75-35MMPL8.8
16	00775244	1	HUB BLADE
17	00606000	1	PIN-COTTER 3/16 X 2
18	00758692	1	NUT,1-14 FLANGED HEX SLOTTED
19	00758674	1	SEAL, OUTPUT SHAFT 50X70X10
20	00758676	VAR	GASKET, .004 OR .1M
21	00758677	VAR	GASKET, .010 OR .25M
22	00775922	1	SHAFT OUTPUT SUPER 75
23	00769938	2	BEARING,TIMKEN 30210
24	00759488	1	GEAR, 17 TOOTH
25	00770730	1	BEARING ADJUSTING NUT
26	00770421	1	PIN, COTTER 3.6MM x 65MM
27	00755615	2	BEARING
28	00770737	2	LEVEL PLUG M18 X 1.5
29	00769321	3	WASHER,SEALING,17.8MX22MX3M
30	00758657	1	SPACER,INPUT SHAFT
31	00759487	1	GEAR, 14 TOOTH
32	00762114	1	PLUG,VENT W/WASHER 18M-P1.5

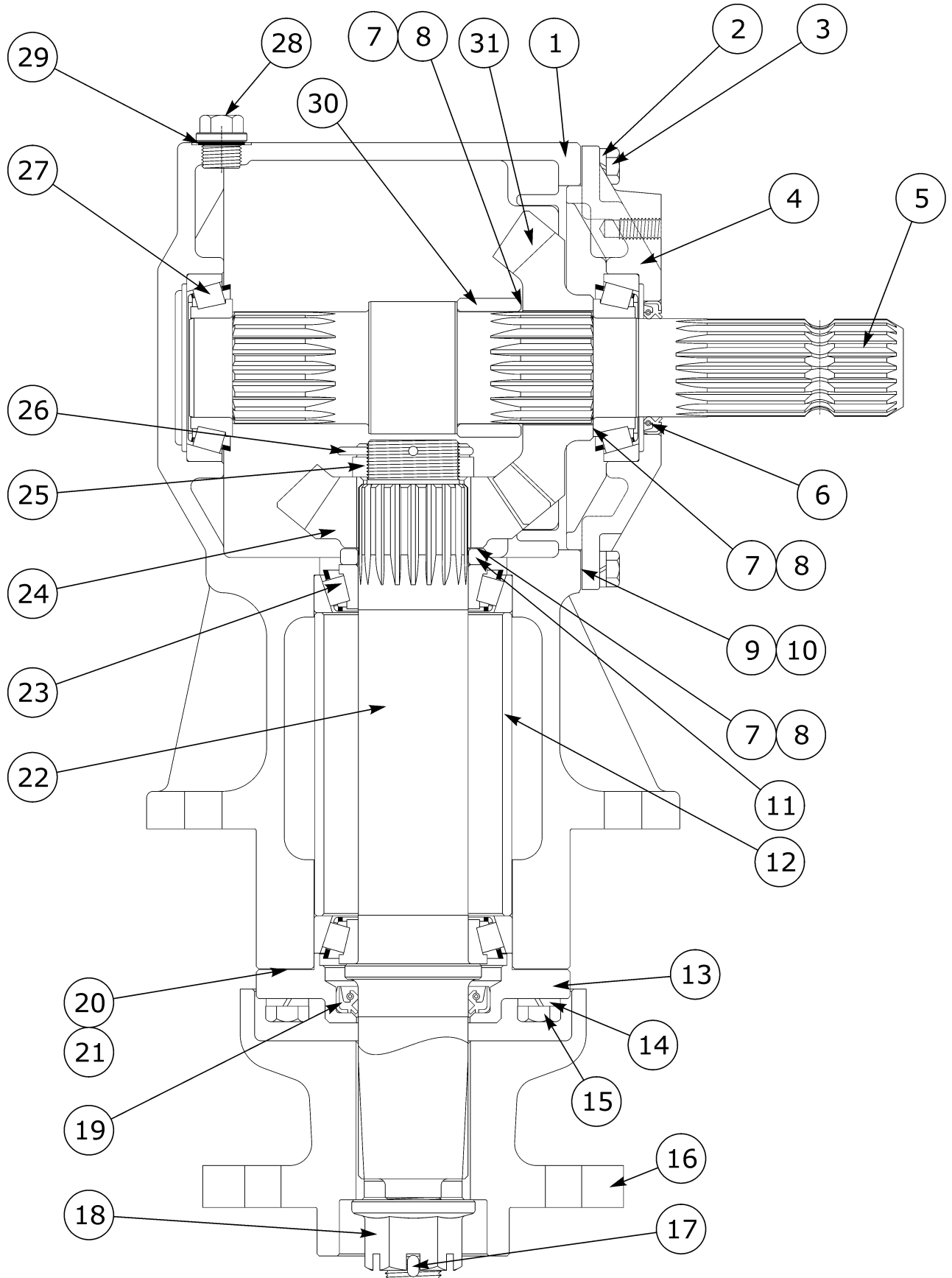
GEARBOX ASSEMBLY - LEFT WING 1000 RPM S/N 17108 - CURRENT APR 2005 - CURRENT



**GEARBOX ASSEMBLY - LEFT WING 1000 RPM S/N 17108 - CURRENT APR 2005 - CURRENT**

ITEM	PART NO.	QTY.	DESCRIPTION
	<b>00776978A</b>	-	<b>SUPER AG-75S-1:1.21SU- 1 3/4"-</b>
1	00775921	1	G/B HOUSING SUPER 75
2	00755954	8	LOCKWASHER M10
3	00758659	8	HHCS, M10X1.5X32
4	00758664	1	CAP,INPUT
5	00758689	1	SHAFT,INPUT
6	00773640	1	SEAL THRU SHAFT
7	00758667	VAR	SHIM .012
8	00758668	VAR	SHIM,0.020
9	00758646	VAR	SHIM, ADJUSTMENT .004 OR .1M
10	00758647	VAR	SHIM, ADJUSTMENT .010 OR .25M
11	00759977	1	SPACER GEAR MOUNT
12	00775923	1	SPACER OUTPUT SUPER 75
13	00758663	1	CAP, OUTPUT
14	00758672	4	LOCKWASHER,M12
15	02959661	4	HEXB METRIC 12-P1.75-35MMPL8.8
16	00775244	1	HUB BLADE
17	00606000	1	PIN-COTTER 3/16 X 2
18	00758692	1	NUT,1-14 FLANGED HEX SLOTTED
19	00758674	1	SEAL, OUTPUT SHAFT 50X70X10
20	00758676	VAR	GASKET, .004 OR .1M
21	00758677	VAR	GASKET, .010 OR .25M
22	00775922	1	SHAFT OUTPUT SUPER 75
23	00769938	2	BEARING,TIMKEN 30210
24	00759487	1	GEAR, 14 TOOTH
25	00762121	1	NUT,HEX THIN SLOTTED
26	00770421	1	PIN, COTTER 3.6MM x 65MM
27	00755615	2	BEARING
28	00770737	2	LEVEL PLUG M18 X 1.5
29	00769321	2	WASHER,SEALING,17.8MX22MX3M
30	00758657	1	SPACER,INPUT SHAFT
31	00759488	1	GEAR, 17 TOOTH
32	00778907	1	ASSY-DIPSTICK FOR SUPER 75 GBS
33	00762114	1	PLUG,VENT W/WASHER 18M-P1.5

GEARBOX ASSEMBLY - RIGHT WING 1000 RPM S/N 14812 - 17107 AUG 2002 - MAR 2005

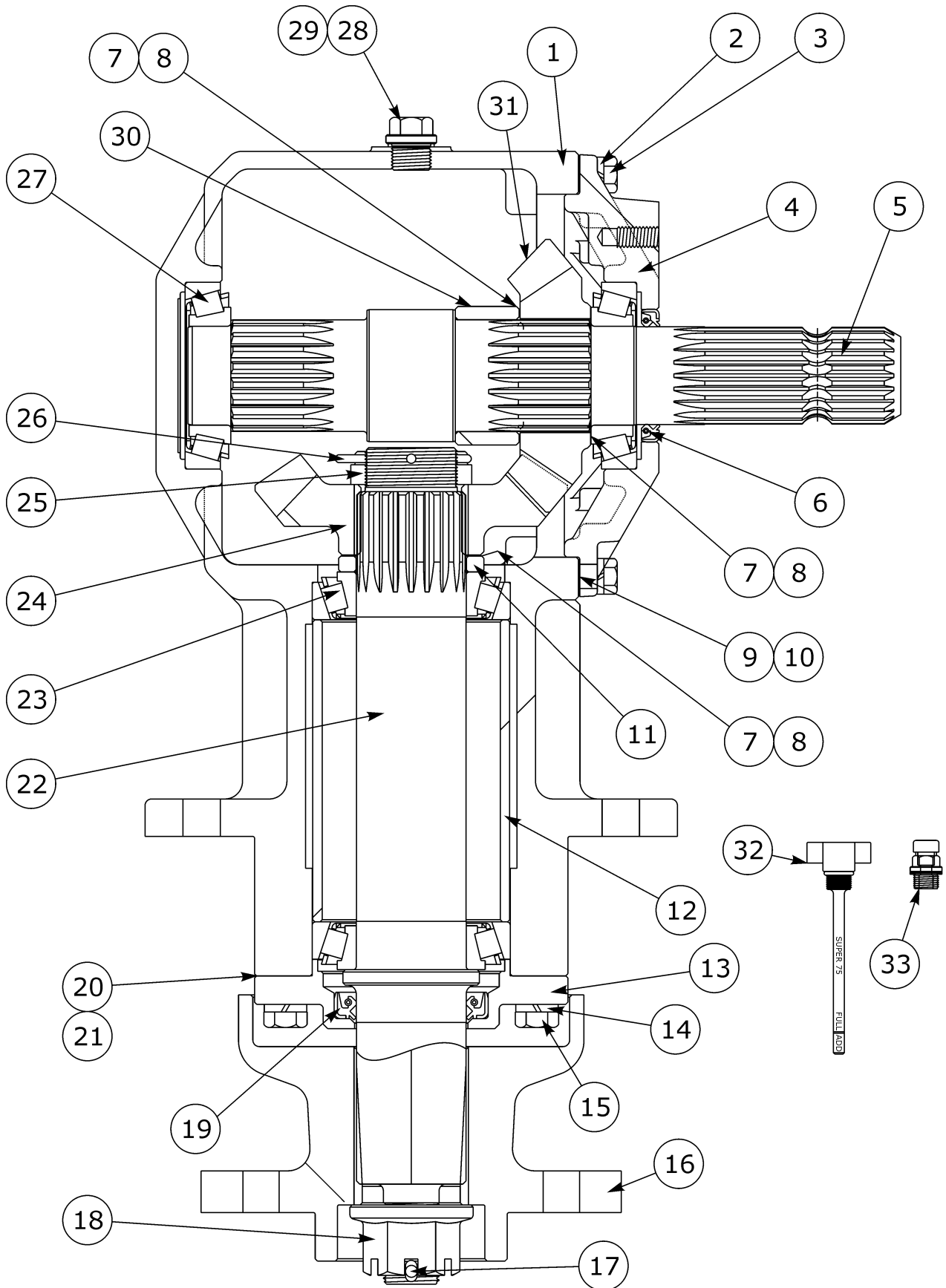




**GEARBOX ASSEMBLY - RIGHT WING 1000 RPM S/N 14812 - 17107 AUG 2002 - MAR 2005**

ITEM	PART NO.	QTY.	DESCRIPTION
	<b>00776979</b>	-	<b>GEARBOX SUPER 75 1:1.21SU</b>
1	00775921	1	G/B HOUSING SUPER 75
2	00755954	8	LOCKWASHER M10
3	00758659	8	HHCS, M10X1.5X32
4	00758664	1	CAP,INPUT
5	00758689	1	SHAFT,INPUT
6	00758653	1	SEAL, INPUT SHAFT
7	00758667	VAR	SHIM .012
8	00758668	VAR	SHIM,0.020
9	00758646	VAR	SHIM, ADJUSTMENT .004 OR .1M
10	00758647	VAR	SHIM, ADJUSTMENT .010 OR .25M
11	00759977	1	SPACER GEAR MOUNT
12	00775923	1	SPACER OUTPUT SUPER 75
13	00758663	1	CAP, OUTPUT
14	00758672	4	LOCKWASHER,M12
15	02959661	4	HEXB METRIC 12-P1.75-35MMPL8.8
16	00775244	1	HUB BLADE
17	00606000	1	PIN-COTTER 3/16 X 2
18	00758692	1	NUT,1-14 FLANGED HEX SLOTTED
19	00758674	1	SEAL, OUTPUT SHAFT 50X70X10
20	00758676	VAR	GASKET, .004 OR .1M
21	00758677	VAR	GASKET, .010 OR .25M
22	00775922	1	SHAFT OUTPUT SUPER 75
23	00769938	2	BEARING,TIMKEN 30210
24	00759488	1	GEAR, 17 TOOTH
25	00770730	1	BEARING ADJUSTING NUT
26	00770421	1	PIN, COTTER 3.6MM x 65MM
27	00755615	2	BEARING
28	00770737	2	LEVEL PLUG M18 X 1.5
29	00769321	3	WASHER,SEALING,17.8MX22MX3M
30	00758657	1	SPACER,INPUT SHAFT
31	00759487	1	GEAR, 14 TOOTH
32	00762114	1	PLUG,VENT W/WASHER 18M-P1.5

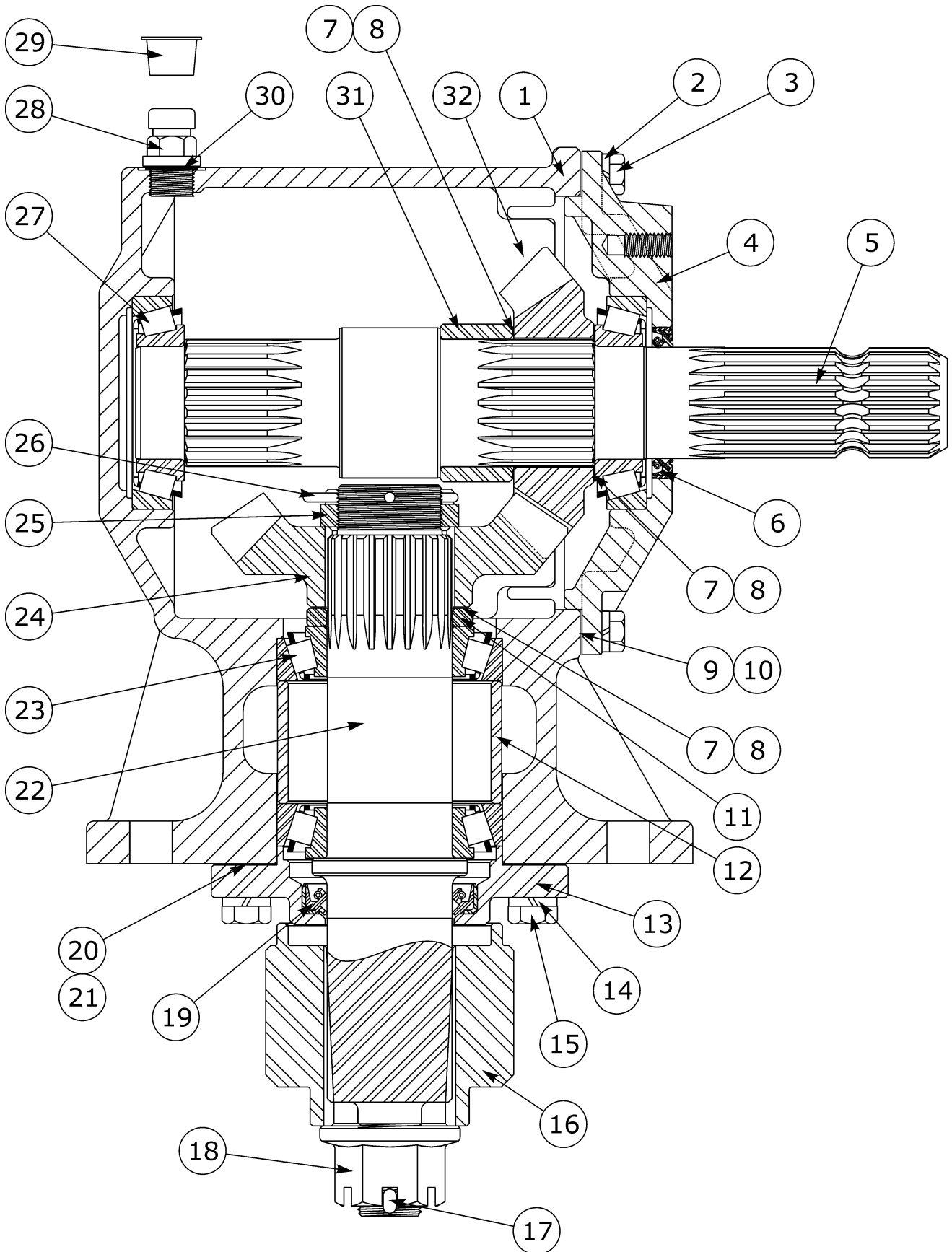
GEARBOX ASSEMBLY - RIGHT WING 1000 RPM S/N 17108 - CURRENT APR 2005 - CURRENT



**GEARBOX ASSEMBLY - RIGHT WING 1000 RPM S/N 17108 - CURRENT APR 2005 - CURRENT**

ITEM	PART NO.	QTY.	DESCRIPTION
	<b>00776979A</b>	-	<b>SUPER AG-75R-1:1.21SU 1 3/4"-</b>
1	00775921	1	G/B HOUSING SUPER 75
2	00755954	8	LOCKWASHER M10
3	00758659	8	HHCS, M10X1.5X32
4	00758664	1	CAP,INPUT
5	00758689	1	SHAFT,INPUT
6	00758653	1	SEAL, INPUT SHAFT
7	00758667	VAR	SHIM .012
8	00758668	VAR	SHIM,0.020
9	00758646	VAR	SHIM, ADJUSTMENT .004 OR .1M
10	00758647	VAR	SHIM, ADJUSTMENT .010 OR .25M
11	00759977	1	SPACER GEAR MOUNT
12	00775923	1	SPACER OUTPUT SUPER 75
13	00758663	1	CAP, OUTPUT
14	00758672	4	LOCKWASHER,M12
15	02959661	4	HEXB METRIC 12-P1.75-35MMPL8.8
16	00775244	1	HUB BLADE
17	00606000	1	PIN-COTTER 3/16 X 2
18	00758692	1	NUT,1-14 FLANGED HEX SLOTTED
19	00758674	1	SEAL, OUTPUT SHAFT 50X70X10
20	00758676	VAR	GASKET, .004 OR .1M
21	00758677	1	GASKET, .010 OR .25M
22	00775922	2	SHAFT OUTPUT SUPER 75
23	00769938	1	BEARING,TIMKEN 30210
24	00759487	1	GEAR, 14 TOOTH
25	00762121	1	NUT,HEX THIN SLOTTED
26	00770421	2	PIN, COTTER 3.6MM x 65MM
27	00755615	2	BEARING
28	00770737	2	LEVEL PLUG M18 X 1.5
29	00769321	1	WASHER,SEALING,17.8MX22MX3M
30	00758657	1	SPACER,INPUT SHAFT
31	00759488	1	GEAR, 17 TOOTH
32	00778907	1	ASSY-DIPSTICK FOR SUPER 75 GBS
33	00762114	1	PLUG,VENT W/WASHER 18M-P1.5

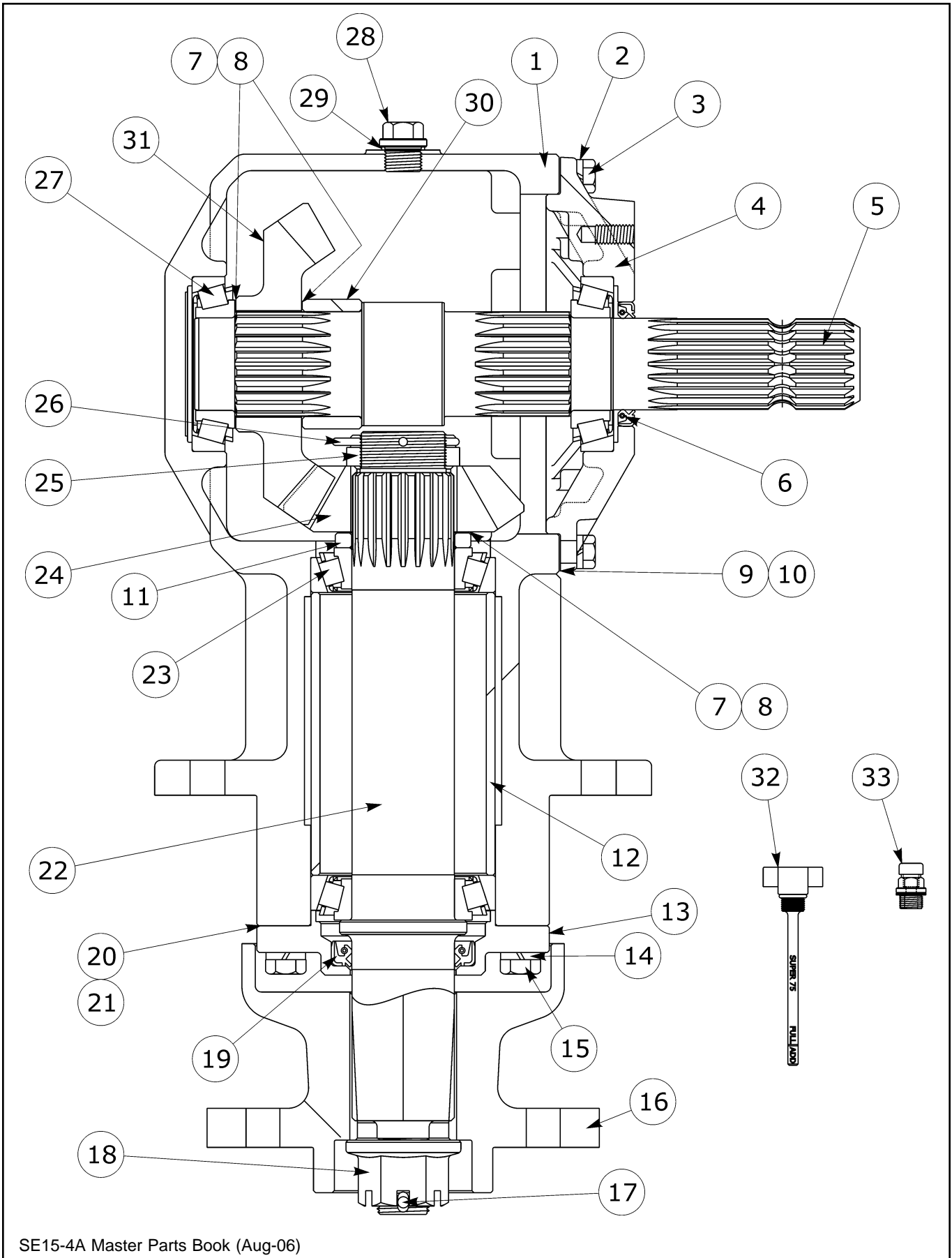
GEARBOX ASSEMBLY - RIGHT WING 540 RPM S/N 14812 - 17107 AUG 2002 - MAR 2005



**GEARBOX ASSEMBLY - RIGHT WING 540 RPM S/N 14812 - 17107 AUG 2002 - MAR 2005**

ITEM	PART NO.	QTY.	DESCRIPTION
	<b>00760506</b>	-	<b>GEARBOX SPD RD CW/CCW</b>
1	00758661	1	HOUSING,GEARBOX SINGLE INPUT
2	00755954	8	LOCKWASHER M10
3	00758659	8	HHCS, M10X1.5X32
4	00758664	1	CAP,INPUT
5	00758689	1	SHAFT,INPUT
6	00758653	1	SEAL, INPUT SHAFT
7	00758667	VAR	SHIM .012
8	00758668	VAR	SHIM,0.020
9	00758646	VAR	SHIM, ADJUSTMENT .004 OR .1M
10	00758647	VAR	SHIM, ADJUSTMENT .010 OR .25M
11	00759977	1	SPACER GEAR MOUNT
12	00760889	1	SPACER,OUTPUT BEARING
13	00758663	1	CAP, OUTPUT
14	00758672	4	LOCKWASHER,M12
15	02959661	4	HEXB METRIC 12-P1.75-35MMPL8.8
16	00758675	1	HUB,2 1/2 BLADE
17	00606000	1	PIN-COTTER 3/16 X 2
18	00758692	1	NUT,1-14 FLANGED HEX SLOTTED
19	00758674	1	SEAL, OUTPUT SHAFT 50X70X10
20	00758676	VAR	GASKET, .004 OR .1M
21	00758677	VAR	GASKET, .010 OR .25M
22	00760892	1	SHAFT OUTPUT W/SLOTTED NUT
23	00769938	2	BEARING,TIMKEN 30210
24	00759488	1	GEAR, 17 TOOTH
25	00762121	1	NUT,HEX THIN SLOTTED
26	00606000	1	PIN-COTTER 3/16 X 2
27	00755615	2	BEARING
28	00762114	1	PLUG,VENT WWASHER 18M-P1.5
29	-----	1	PLASTIC CAP PLUG
30	00769321	2	WASHER,SEALING,17.8MX22MX3M
31	00758657	1	SPACER,INPUT SHAFT
32	00759487	1	GEAR, 14 TOOTH
33	00770737	1	LEVEL PLUG M18 X 1.5

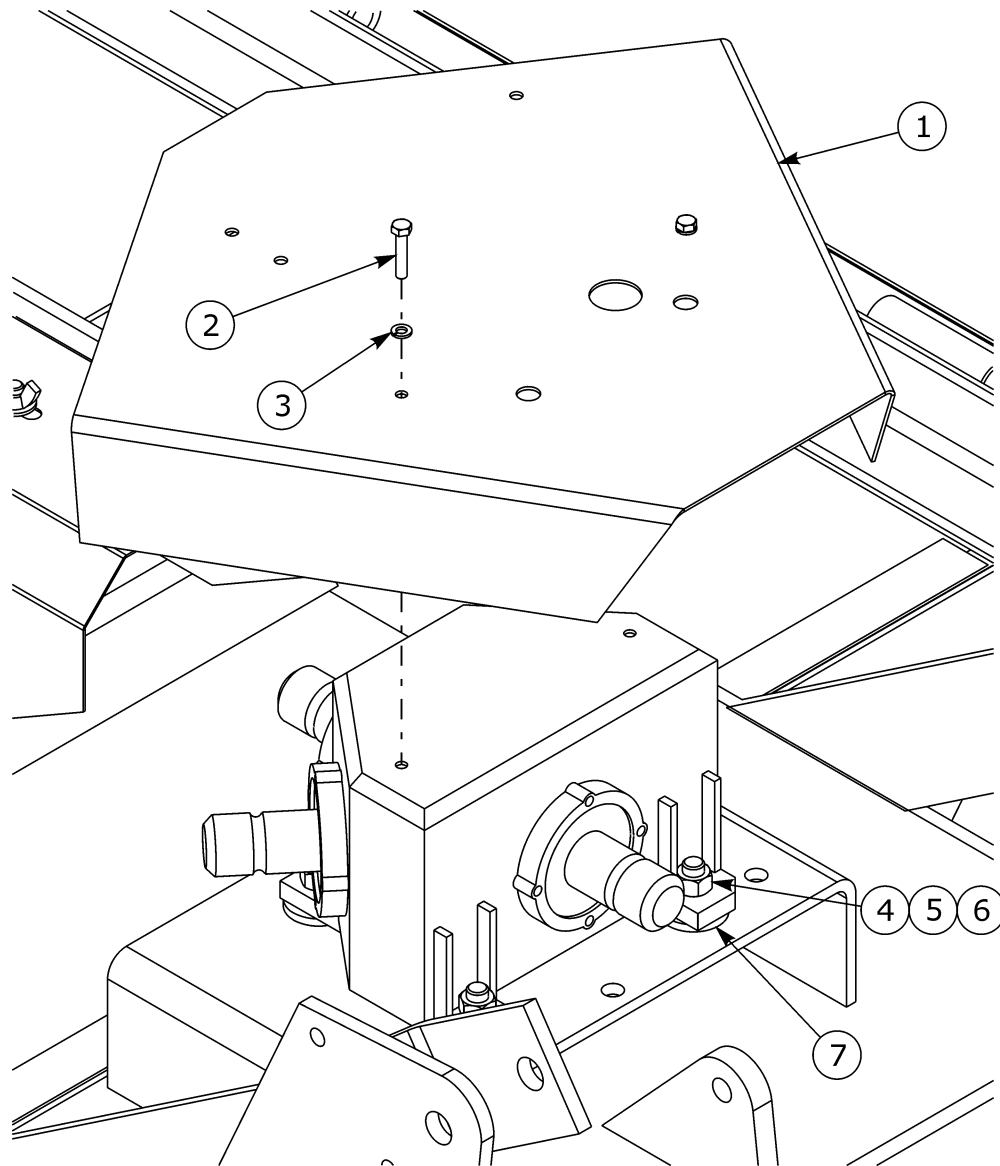
GEARBOX ASSEMBLY - RIGHT WING 540 RPM S/N 17108 - CURRENT APR 2005 - CURRENT



**GEARBOX ASSEMBLY - RIGHT WING 540 RPM S/N 17108 - CURRENT APR 2005 - CURRENT**

ITEM	PART NO.	QTY.	DESCRIPTION
	<b>00776972A</b>	-	<b>SUPER AG-75R-1:1.46SU 1 3/4"-</b>
1	00775921	1	G/B HOUSING SUPER 75
2	00755954	8	LOCKWASHER M10
3	00758659	8	HHCS, M10X1.5X32
4	00758664	1	CAP,INPUT
5	00758689	1	SHAFT,INPUT
6	00758653	1	SEAL, INPUT SHAFT
7	00758667	VAR	SHIM .012
8	00758668	VAR	SHIM,0.020
9	00758646	VAR	SHIM, ADJUSTMENT .004 OR .1M
10	00758647	VAR	SHIM, ADJUSTMENT .010 OR .25M
11	00759977	1	SPACER GEAR MOUNT
12	00775923	1	SPACER OUTPUT SUPER 75
13	00758663	1	CAP, OUTPUT
14	00758672	4	LOCKWASHER,M12
15	02959661	4	HEXB METRIC 12-P1.75-35MMPL8.8
16	00775244	1	HUB BLADE
17	00606000	1	PIN-COTTER 3/16 X 2
18	00758692	1	NUT,1-14 FLANGED HEX SLOTTED
19	00758674	1	SEAL, OUTPUT SHAFT 50X70X10
20	00758676	VAR	GASKET, .004 OR .1M
21	00758677	VAR	GASKET, .010 OR .25M
22	00775922	1	SHAFT OUTPUT SUPER 75
23	00769938	2	BEARING,TIMKEN 30210
24	00758693	1	GEAR,13 TOOTH
25	00762121	1	NUT,HEX THIN SLOTTED
26	00770421	1	PIN, COTTER 3.6MM x 65MM
27	00755615	2	BEARING
28	00770737	2	LEVEL PLUG M18 X 1.5
29	00769321	2	WASHER,SEALING,17.8MX22MX3M
30	00758657	1	SPACER,INPUT SHAFT
31	00758694	1	GEAR,19 TOOTH
32	00778907	1	ASSY-DIPSTICK FOR SUPER 75 GBS
33	00762114	1	PLUG,VENT W/WASHER 18M-P1.5

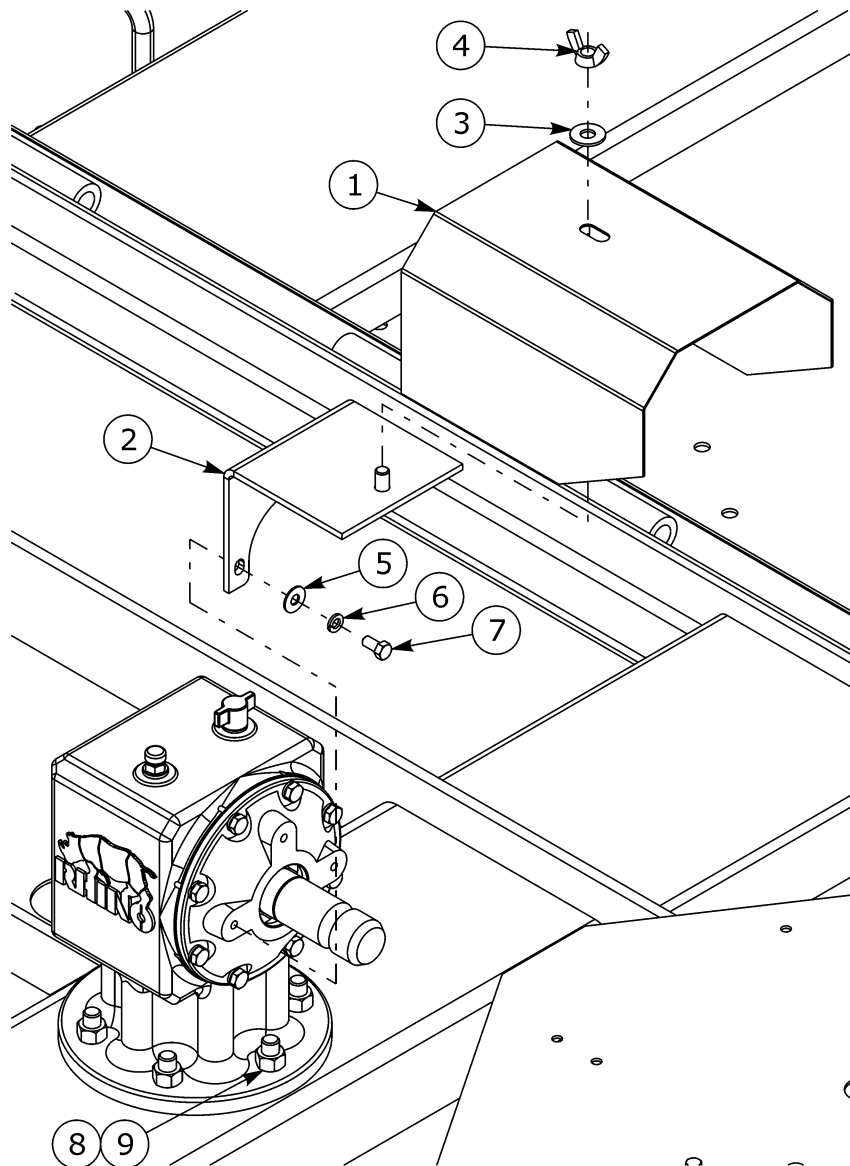
**GEARBOX SHIELD ATTACHMENT - DIVIDER S/N 14812 - CURRENT AUG 2002 - CURRENT**



ITEM	PART NO.	QTY.	DESCRIPTION
1	0656130100	1	SHIELD, PRIMARY GEARBOX
2	613512C8	2	M8X1.25X40 GR.8-8-FT HEX CAPSC
3	00023500	2	FLATWASHER,5/16,TYPE AW,ZP
4	7AH5101118	4	HHCS 5/8NC 2-1/4 NONPLATED 5
5	00756077	4	WASHER,5/8 HARDENED
6	00695100	4	NUT,TOPLock 5/8 NC PLB
7	00780201	4	WASHER, SPACER

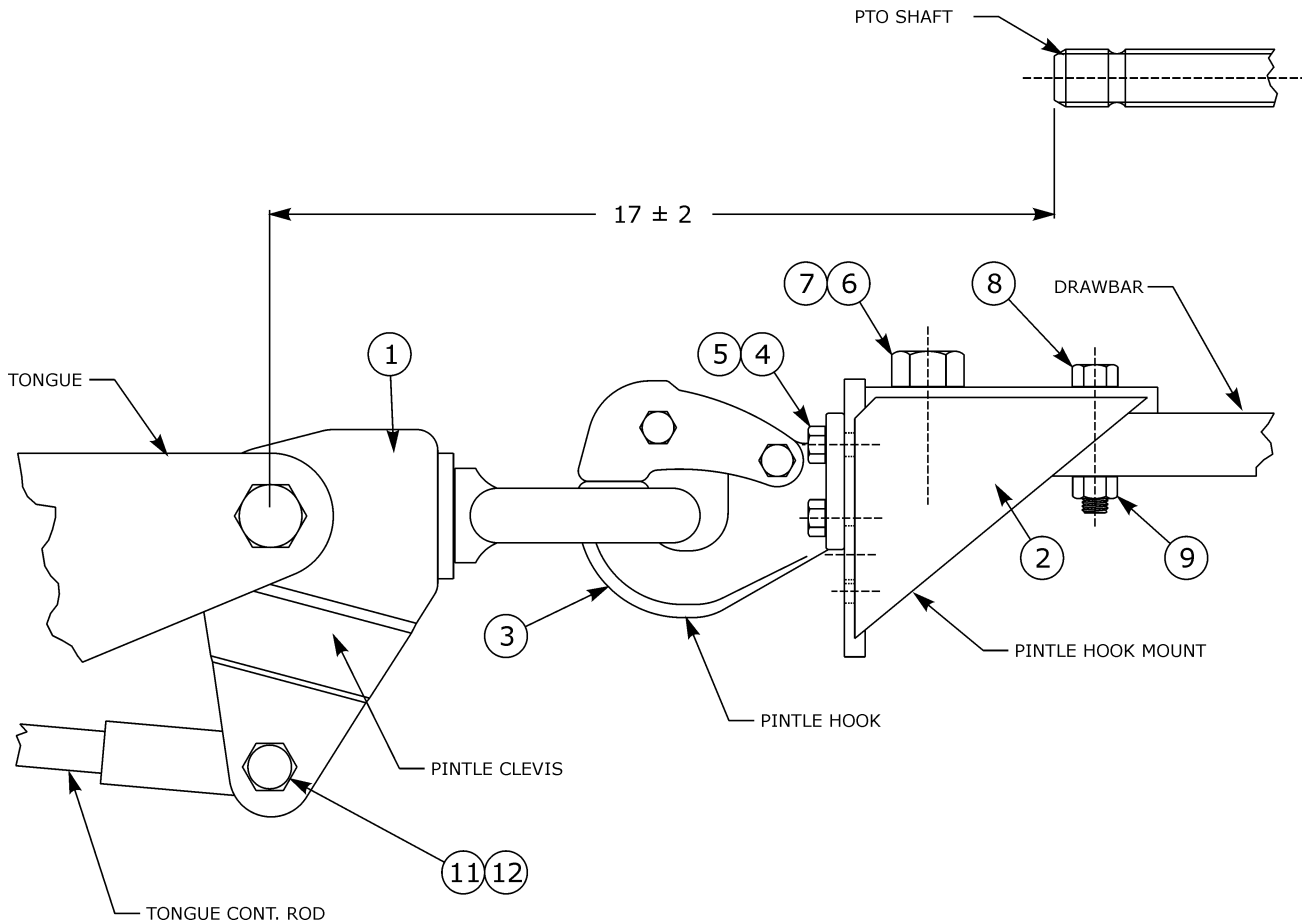


**GEARBOX SHIELD ATTACHMENT - WING & CENTER 14812 - CURRENT AUG 2002 - CURRENT**



ITEM	PART NO.	QTY.	DESCRIPTION
1	00775571	3	WLDMT SHIELD
2	00775573	3	WLDMT BRKT SHIELD
3	00002700	3	FLATWASHER 1/2 PL STD
4	5F8130	3	1/2 NC WING NUT
5	00011100	9	FLATWASHER 3/8 PL STD
6	00012101	9	LOCKWASHER 3/8 PL HVY
7	00002000	9	HEX CAP 3/8-16 X 3/4 GR.5 ZP
8	7AH5101118	12	HHCS 5/8NC 2-1/4 NONPLATED 5
9	00695100	12	NUT, TOPLOCK 5/8 NC PLB

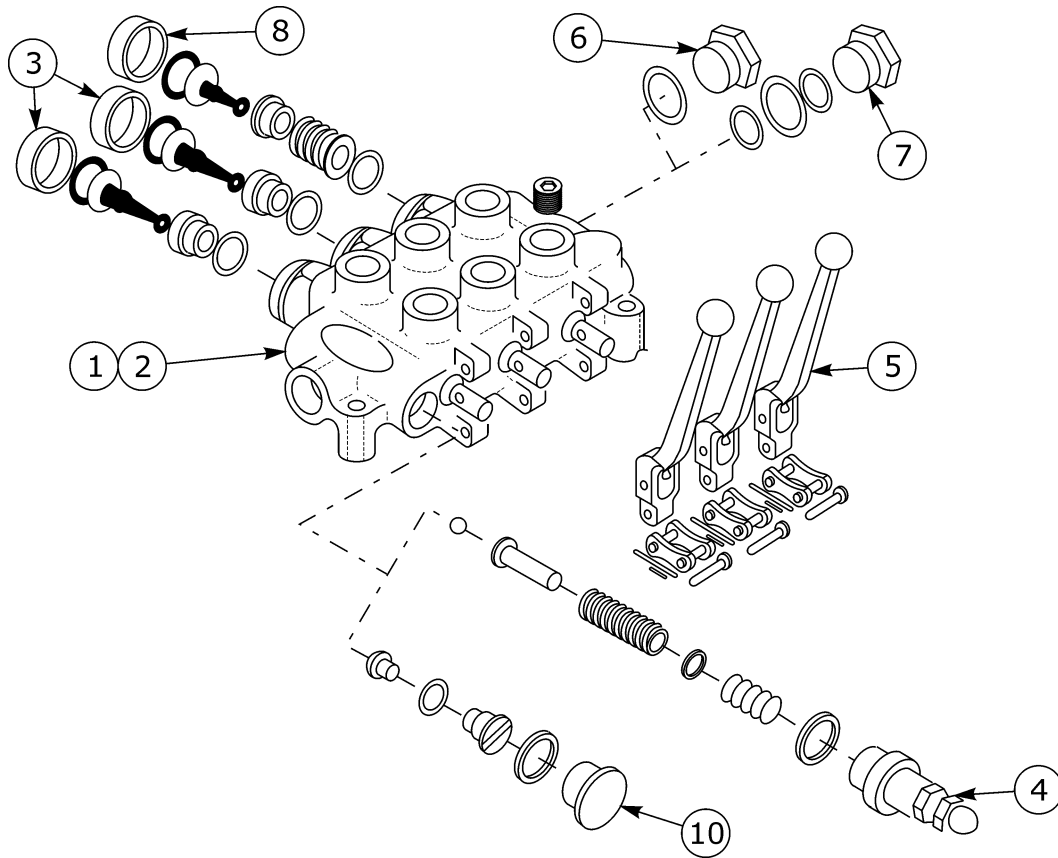
# HITCH - PINTLE HOOK S/N 14812 - CURRENT AUG 2002 - CURRENT



ITEM	PART NO.	QTY.	DESCRIPTION
1	00773872	1	WLDMT PINTLE HOOK CLEVIS
2	00752283	1	WLDMT, PINTLE HOOK MOUNTING
3	00752279	1	PINTLE HOOK
4	02891800	1	HHCS 1/2 NC 1-3/4 PL8
5	00001800	4	LOCKNUT TLM 1/2 NC PLB
6	02712500	4	HHCS 1 NC 4 PL8 SPECIAL
7	02030300	1	NUT TOPLOCK 1 NC PLB
8	02845600	1	HEXB 5/8 NC 3 PL5
9	00695100	1	NUT, TOPLOCK 5/8 NC PLB
10	00773870	3	DWG INSTL PINTLE HOOK OPTION
11	00003300	2	HEXB 3/4 NC 4 PL5
12	00037200	1	NUT TOPLOCK 3/4 NC PLC

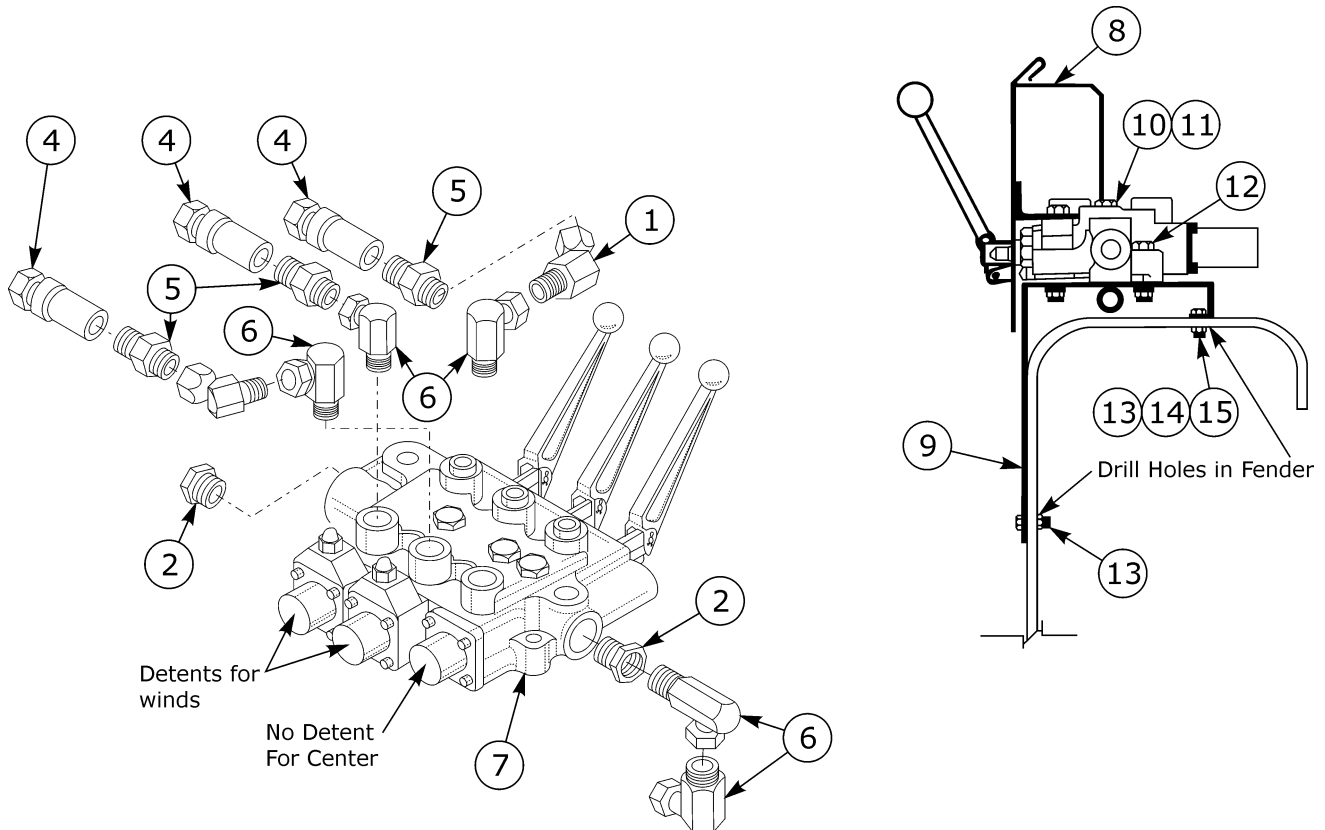
NOTE: Drawbar length must be modified to obtain dim. "A".use driveline length check procedure in manual, to insure problem does not occur.

# HYDRAULIC CONTROL VALVE S/N 14812 - CURRENT AUG 2002 - CURRENT



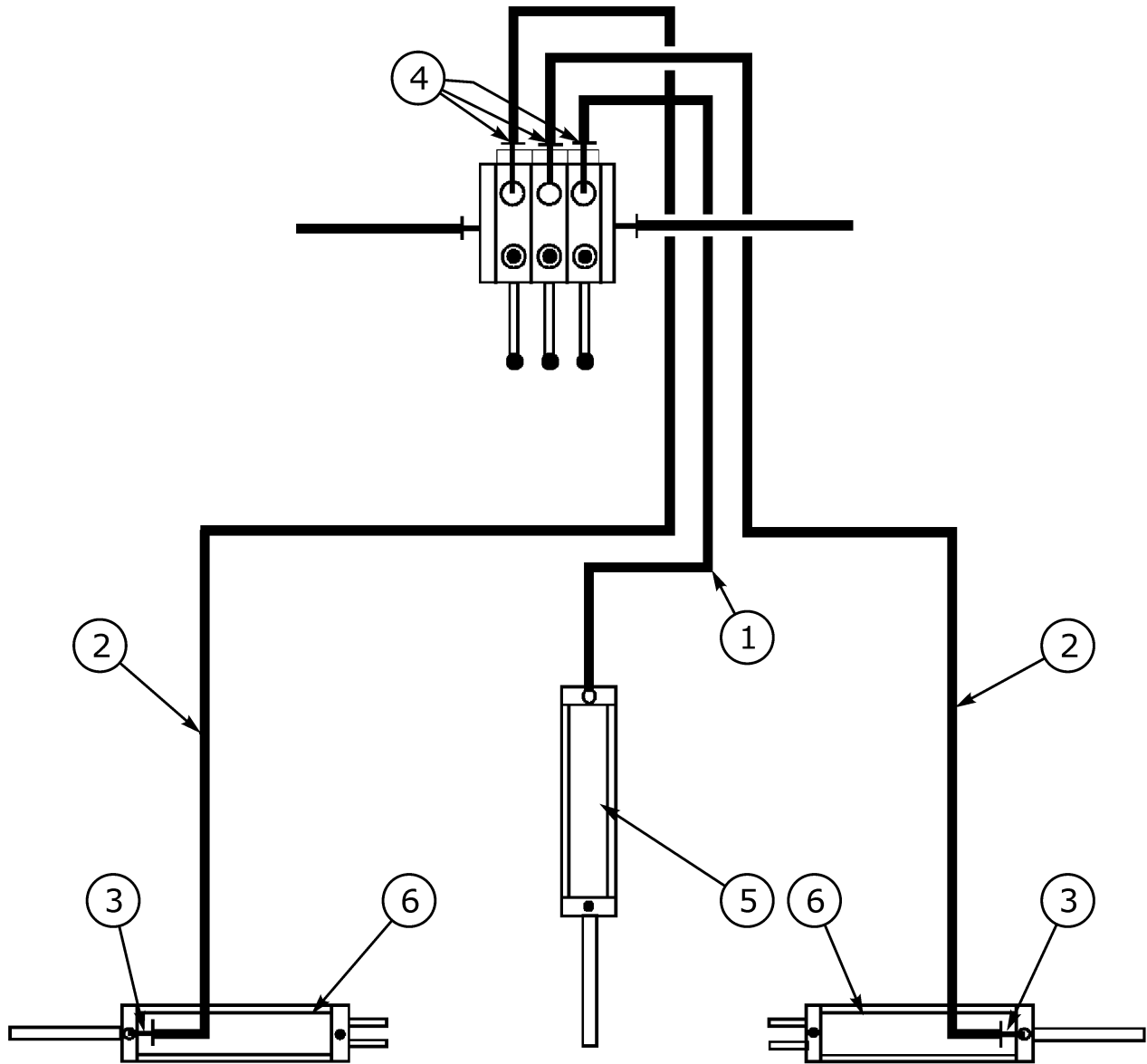
ITEM	PART NO.	CLOSED CENTER QTY	OPEN CENTER QTY	DESCRIPTION
1	003880200		1	OPEN CENTER VALVE
2	00759833	1		CLOSED CENTER VALVE
3	00751139	3	2	DETENT REPAIR KIT
4	00751140		1	HIGH PRESSURE RELIEF VALVE KIT
5	00751142	3	3	HANDLE ASSEMBLY
6	00751141		1	PLUG (OPEN CENTER)
7	00751002	1		CLOSED CENTER PLUG
8	00751358		1	REPAIR KIT-SPRING RETURN TO CENTER
9	00751556	1	1	SPOOL SEAL KIT FOR ITEM #1 OR #2 (NOT SHOWN)
10	00752057	1		NON-RELIEF VALVE PLUG (CLOSED CENTER)

HYDRAULIC CONTROL VALVE W/MOUNTING KIT S/N 14812 - CURRENT AUG 2002 - CURRENT



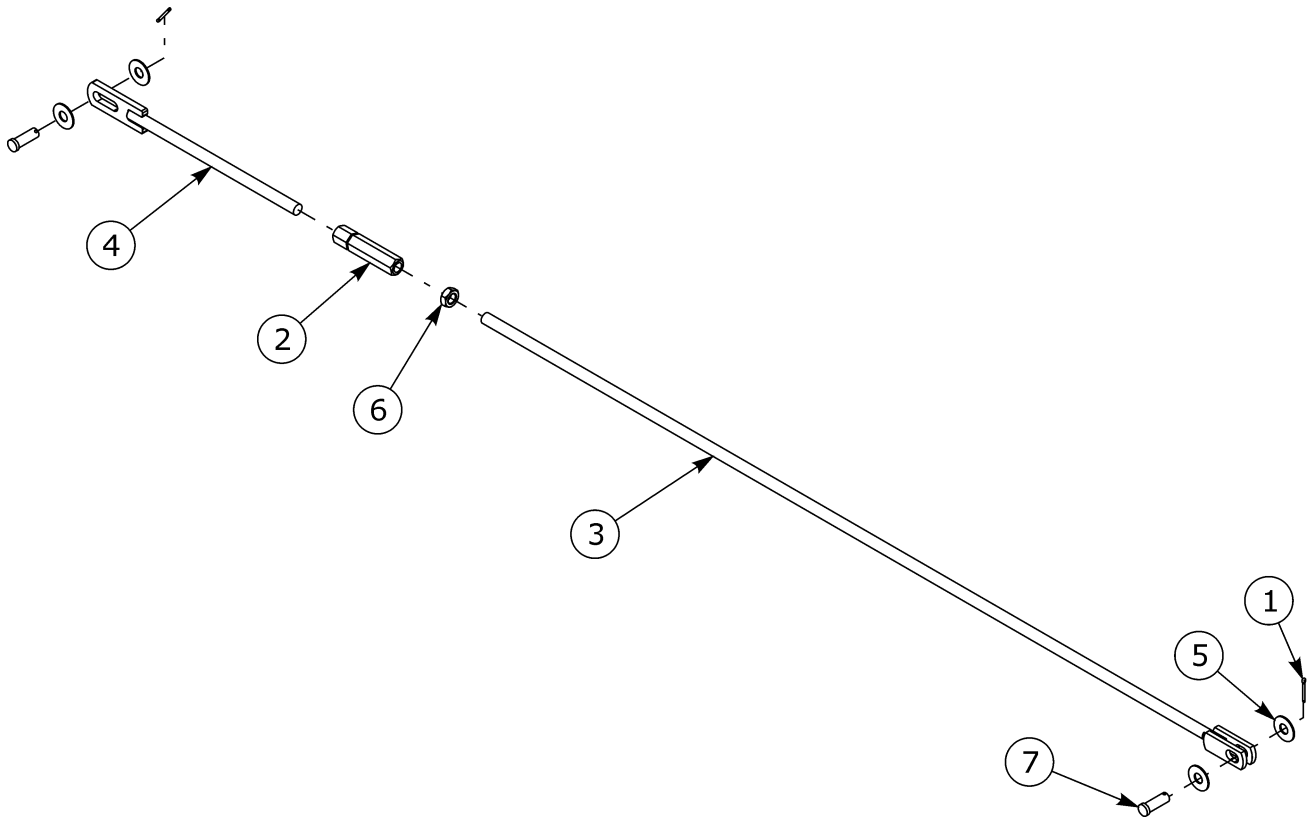
ITEM	PART NO.	QTY.	DESCRIPTION
1	000999	2	ADP.PIP,8MP-8FPX-45 DEG
2	02048800	2	REDUCER 12MP-8FP
3	1347	2	HOSE #8 - 8MP - 8MP - 60LG
4	00275400	3	Q.D, COUPLER #8
5	02960460	3	ST.ADAPTER 8MP-8MP
6	94514	5	ADAPTER, HYD, ELBOW SWIVEL
7	00380200	1	VALVE 3 SPL OPEN CTR
	00759833	1	VALVE,3SPOOL CLOSED CENTER
8	00759682	1	ASSY, VALVE CONTROL SHIELD-BLK
9	8166M	1	BRACKET,VALVE MOUNTING FENDER
10	10204000	2	HHCS 3/8 NC 4 PL5
11	7336	2	SPACER, SHIELD 3-SPOOL VALVE
12	00010600	1	HEXB 3/8 NC 2 PL5
13	00011400	4	HHCS 3/8 NC 1 PL5
14	03101646	7	LOCKWASHER,3/8,MEDIUM-ZP
15	00013901	7	NUT HEX 3/8 NC PL

# HYDRAULIC SCHEMATIC SN 14812 - CURRENT AUG 2002 - CURRENT



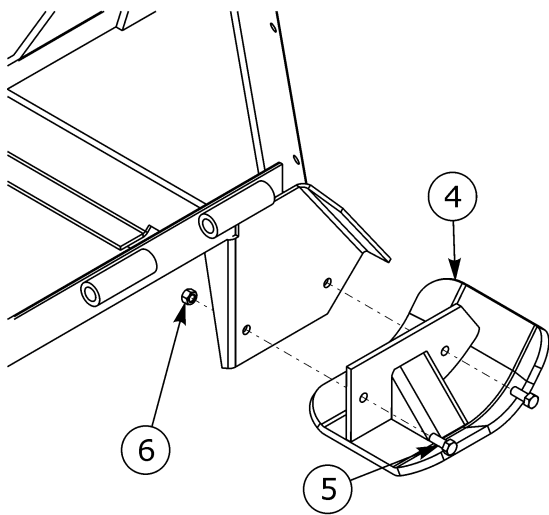
ITEM	PART NO.	QTY.	DESCRIPTION
1	00774832	1	HOSE #6 - 8MP - 8MB -204LG
2	00773043	2	HOSE #4 - 6MP - 6MP -240LG
3	00774574	2	ADPT, HYD, ELBOW SWVL w/ORFICE
4	94507	3	ADAPTER, HYD, REDUCER
5	-----	1	CENTER CYLINDER
6	-----	2	WING CYLINDER

# LEVEL ROD ASSEMBLY S/N 14812 - CURRENT AUG 2002 - CURRENT



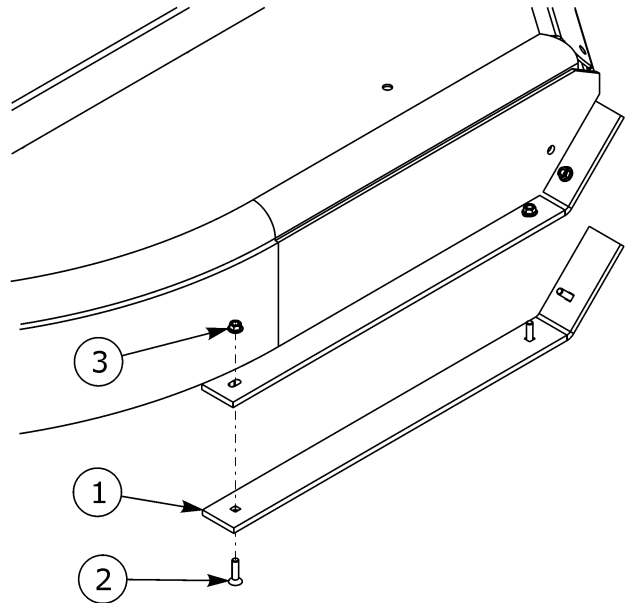
ITEM	PART NO.	QTY.	DESCRIPTION
	<b>00773005A</b>	<b>2</b>	<b>CONTROL ROD, ASY, LEVEL</b>
1	00755153	2	PIN-COTTER 3/16 X 1-1/2 PLATED
2	00770485A	1	NUT,EXTENDED ADJUSTMENT
3	00772046	1	WELDMENT LEVEL ROD ,LONG
4	00773118	1	WLDMT LEVEL ROD SHORT
5	15B1200	4	WASHER 3/4 P SAE
6	5C1490	1	HEXNUT 7/8 JAM ZP
7	651102	2	PIN-DRILLED

# SKID SHOE ATTACHMENT S/N 14812 - CURRENT AUG 2002 - CURRENT



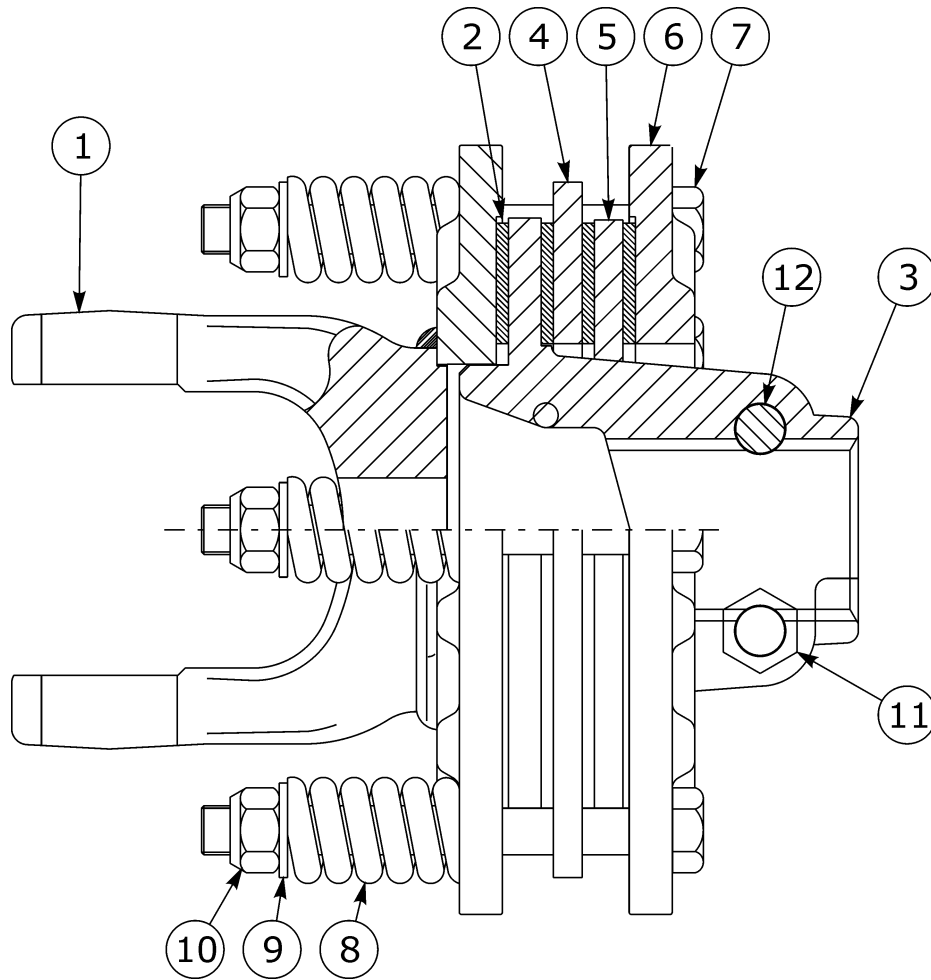
Center Skid Shoe

Wing Skid Shoe



ITEM	PART NO.	QTY.	DESCRIPTION
1	00774704	2	RUNNER, SKID SHOE
2	2A361612	6	PLW-BLT 3/8 X 1 1/2
3	4528	6	NUT, LOCK 3/8-16 FLG WHIZ
4	00763996	1	WLDMT-SKID-RH
	00764020	1	WLDMT-SKID-LH
5	02030700	4	HHCS 1/2-13UNC 1-1/4 PL5
6	02716500	4	NUT TOPLOCK 1/2 NF PLB

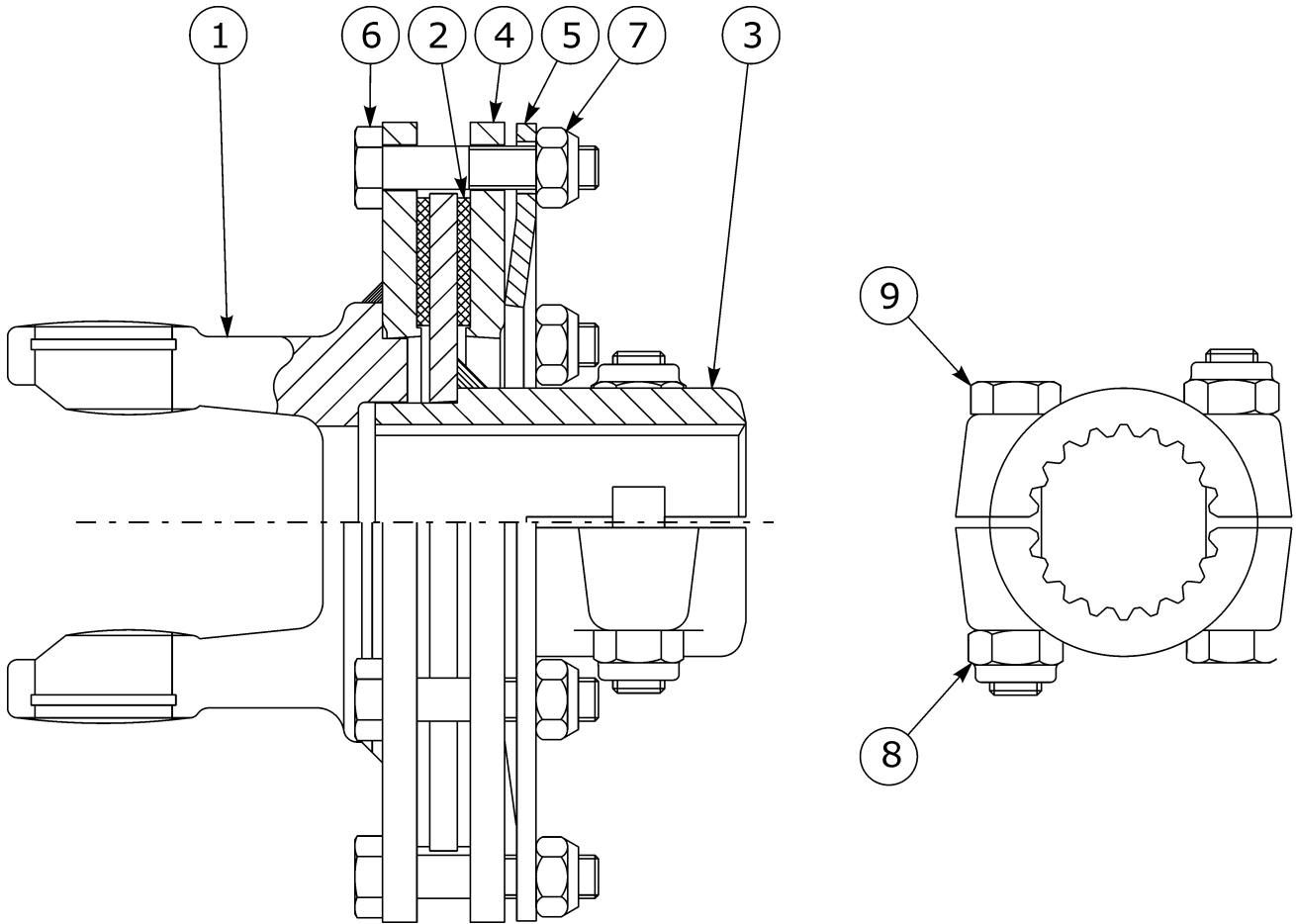
**SLIPCLUTCH ASSEMBLY - INTERMEDIATE S/N 14812 - CURRENT AUG 2002 - CURRENT**



ITEM	PART NO.	QTY.	DESCRIPTION
	<b>00775331</b>	-	<b>CLUTCH FRICTION</b>
1	00775333	1	FLANGE YOKE
2	8366	4	RING,CLUTCH LINING
3	00775334	1	HUB 1-3/4-20 SPLINE
4	00775335	1	DRIVE PLATE
5	00775336	1	DRIVE PLATE
6	00775337	1	THRUST PLATE
7	00775338	6	BOLT HEX M12 X P1.25 X 115M
8	00775339	6	COMPRESSION SPRING
9	00754566	6	LOCKWASHER, 12MM
10	00755881	6	NUT METRIC TLM 12MM-P1.25 PL5
11	00756164	2	NUT METRIC 12MM-P1.75 GR.8.8
12	61076C8	2	M12X1.75X65 GR.8.8 HEX CAPSCRE

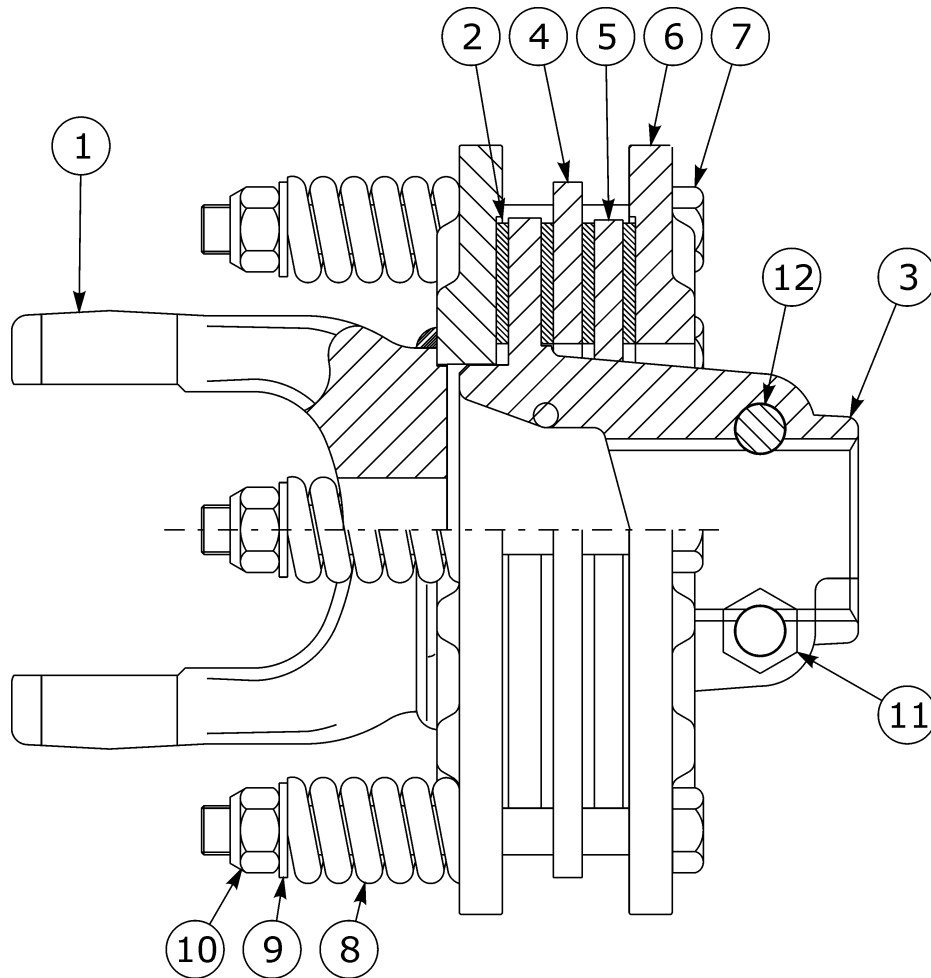


**SLIPCLUTCH ASSEMBLY - WING CAT 4 S/N 14812 - CURRENT AUG 2002 - CURRENT**



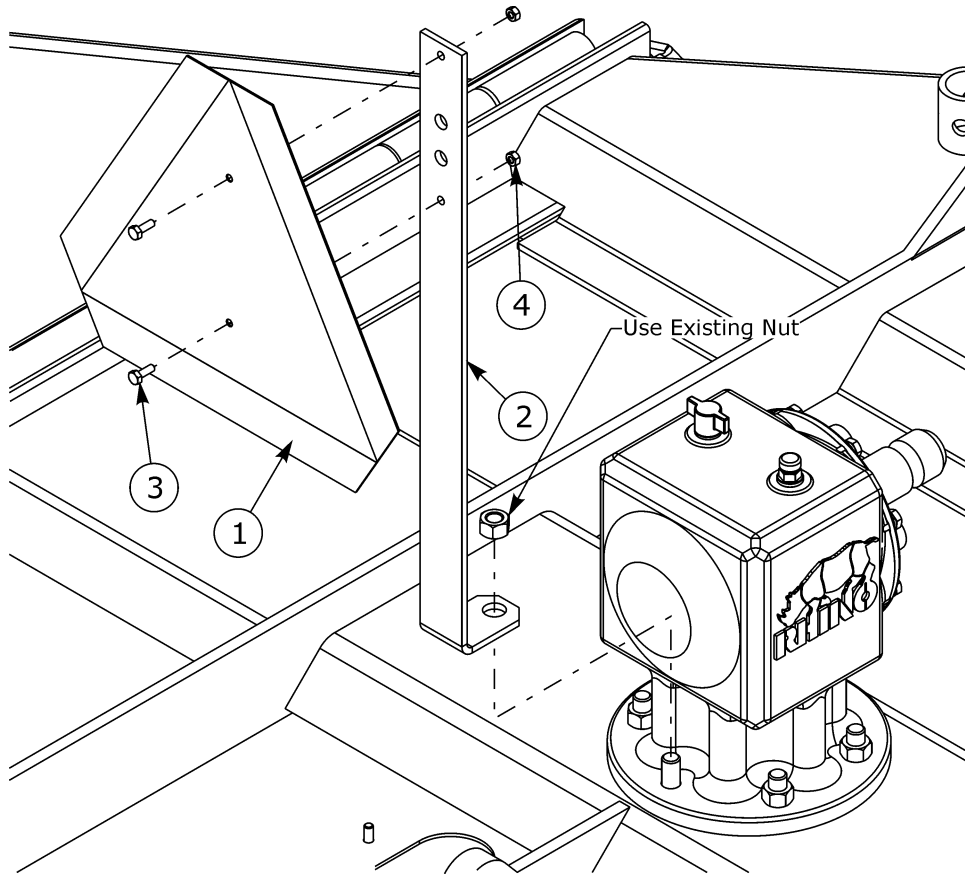
ITEM	PART NO.	QTY.	DESCRIPTION
	<b>00775315</b>	-	<b>CLUTCH FRICTION</b>
1	00775321	1	YOKE, FLANGE
2	8366	1	RING, CLUTCH LINING
3	00775322	1	HUB 1 3/4-20 I.C.
4	00775323	1	PLATE, THRUST
5	00775324	2	SPRING, BELLEVILLE
6	00775325	1	HEX BOLT M10 X 50
7	00775326	8	HEX LOCKNUT M10
8	00775327	2	NUT P1.75 M12
9	00775328	8	BOLT HEX M12 X 65

**SLIPCLUTCH ASSEMBLY - WING CAT 5 S/N 14812 - CURRENT AUG 2002 - CURRENT**



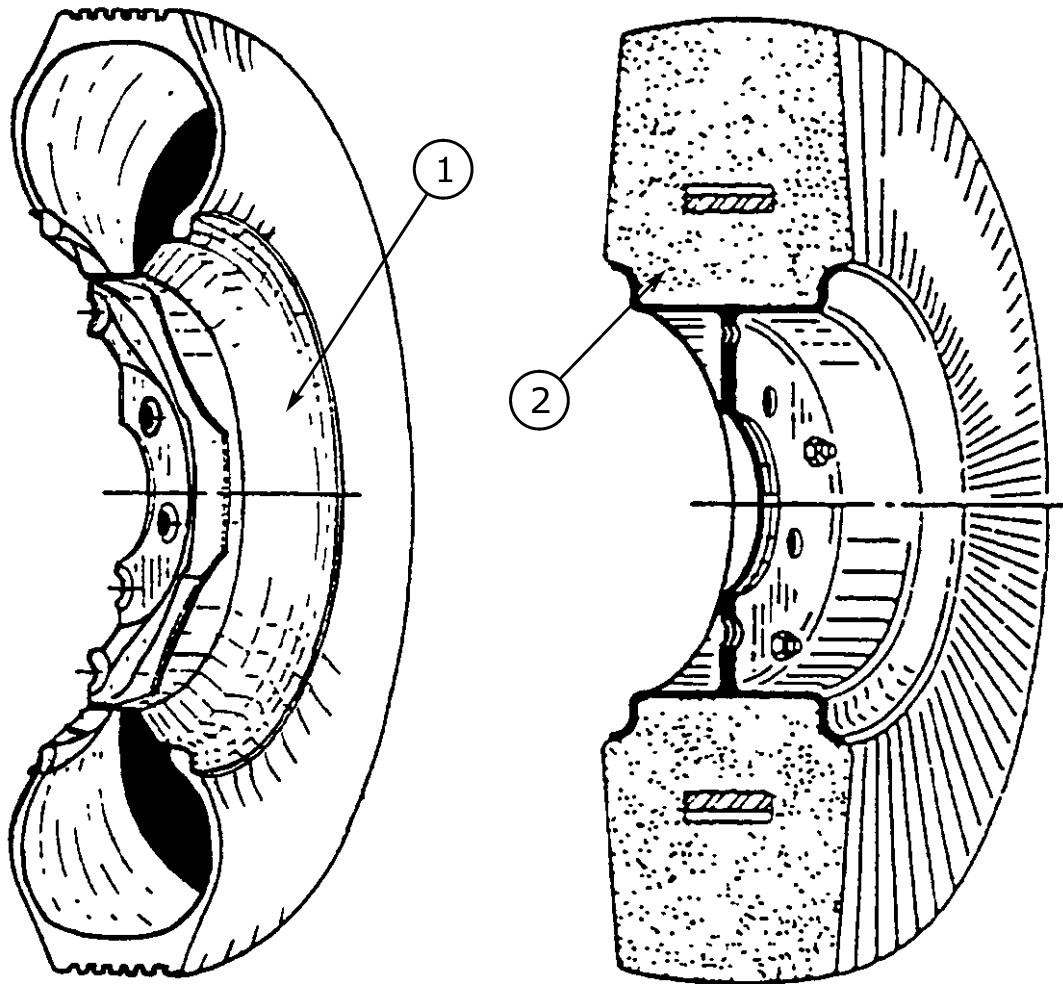
ITEM	PART NO.	QTY.	DESCRIPTION
	<b>00775382</b>	-	<b>FRICITION CLUTCH</b>
1	00775383	1	YOKE FLANGE
2	8366	4	RING,CLUTCH LINING
3	00775334	1	HUB 1-3/4-20 SPLINE
4	00775335	1	DRIVE PLATE
5	00775336	1	DRIVE PLATE
6	00775337	1	THRUST PLATE
7	00775338	6	BOLT HEX M12 X P1.25 X 115M
8	00775339	6	COMPRESSION SPRING
9	00754566	6	LOCKWASHER, 12MM
10	00755881	6	NUT METRIC TLM 12MM-P1.25 PL5
11	00756164	2	NUT METRIC 12MM-P1.75 GR.8.8
12	61076C8	2	M12X1.75X65 GR.8.8 HEX CAPSCRE

# SMV SIGN MOUNTING S/N 14812 - CURRENT AUG 2002 - CURRENT



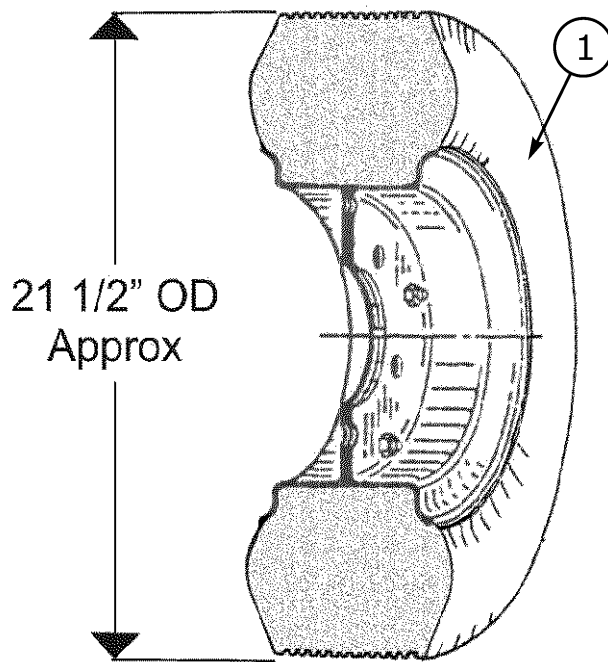
ITEM	PART NO.	QTY.	DESCRIPTION
1	03200347	1	EMBLEM, SMV
2	00778530	1	SMV BRACKET MOUNT PLATE
3	00021400	2	HEXB 1/4 NC 3/4 PL5
4	02959924	2	NUT TOPLOCK 1/4 NC PLB

# TIRE OPTION S/N 14812 - CURRENT AUG 2002 - CURRENT



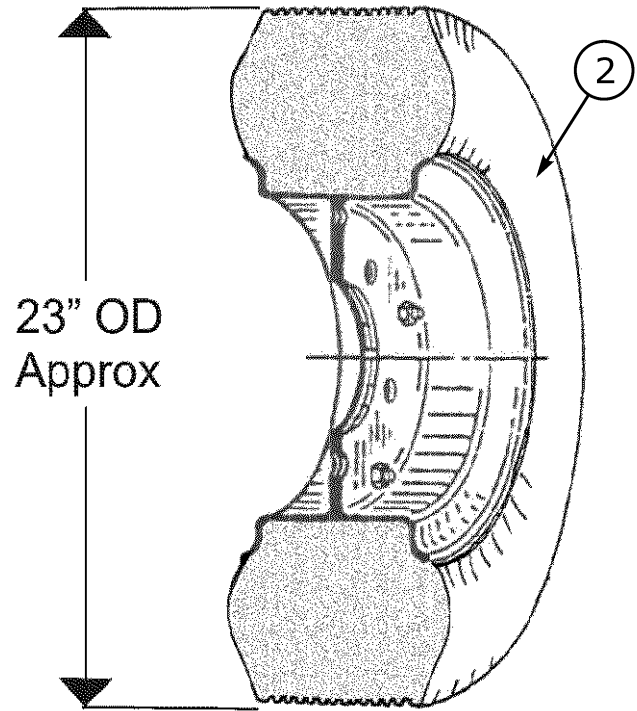
ITEM	PART NO.	QTY.	DESCRIPTION
1	00008700	1	WHEEL, 15 X 5.00 DC (RIM ONLY)
2	00025200	1	LAMINATED PUNCTURE-PROOF TIRE & WHEEL ASSEMBLY (21" OD) 6.00 X 9
3	00771461	1	TIRE, AIRPLANE USED
4	00749698	1	ASSY, WHL/IMPLEMENT TIRE

**TIRE OPTION - FOAM FILLED USED AIRCRAFT S/N 14812 - CURRENT AUG 2002 - CURRENT**



21 1/2" OD  
Approx

**22 x 6.6/6.75 x 10**  
SN 17737 - ABOVE

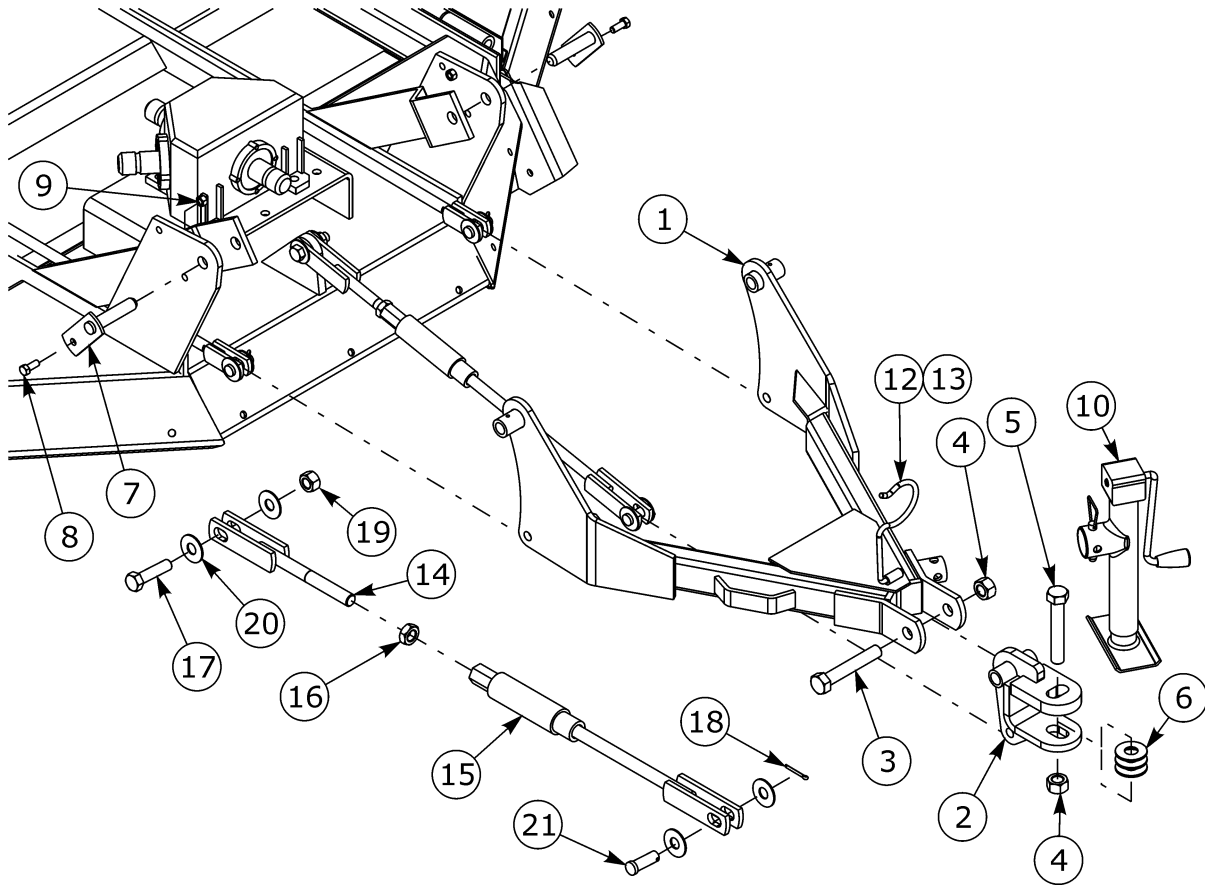


23" OD  
Approx

**24 x 7.7 x 10**  
SN 17736 - BELOW

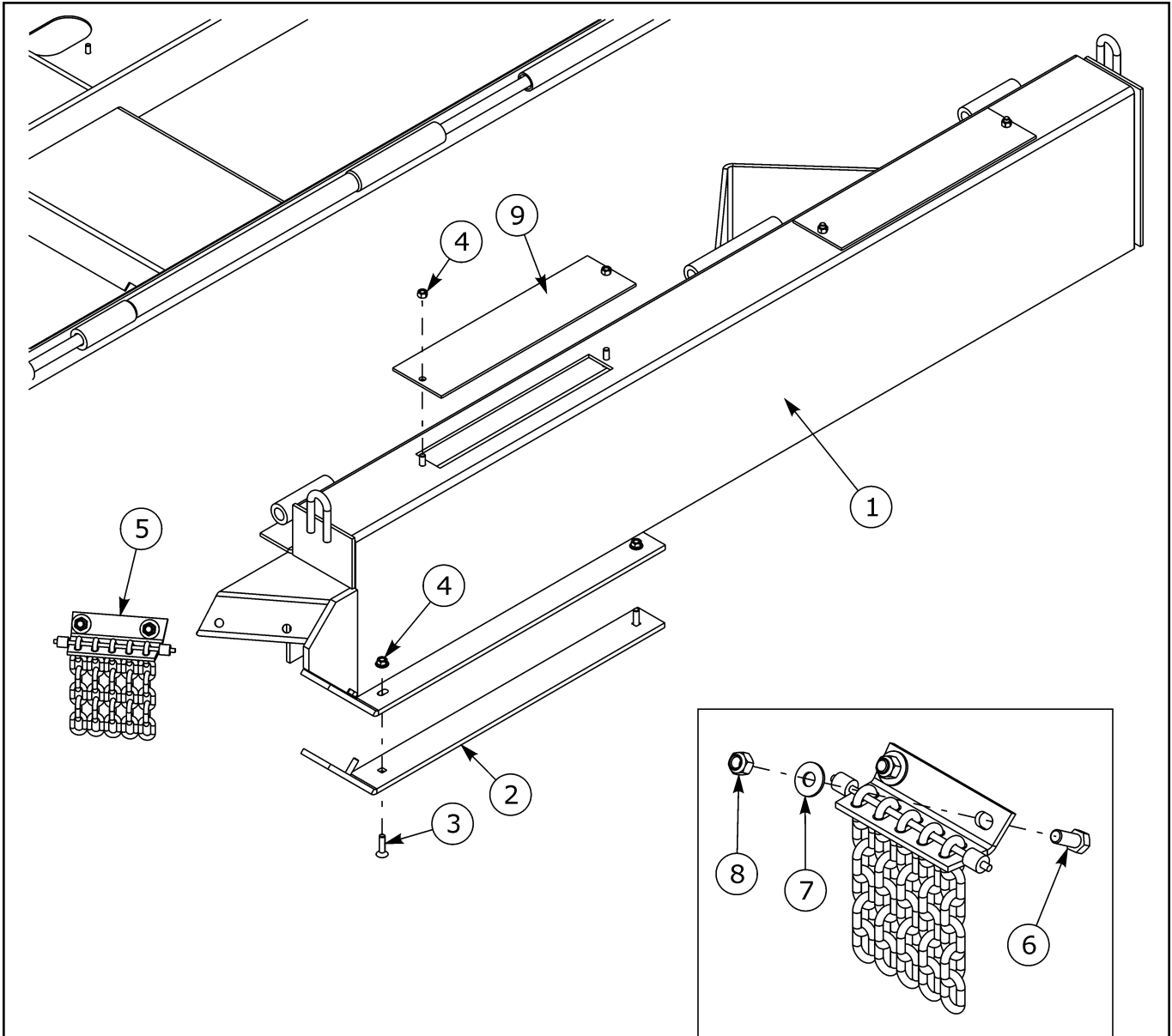
ITEM	PART NO.	QTY.	DESCRIPTION
1	00766911	-	ASY,AIRCRAFT TIRE & WHEEL (CURRENT PRODUCTION)
2	00766911A	-	ASY, AIRCRAFT TIRE & WHEEL (OBSOLETE, NOT CURRENT PRODUCTION)

# TONGUE ASSEMBLY S/N 14812 - CURRENT AUG 2002 - CURRENT



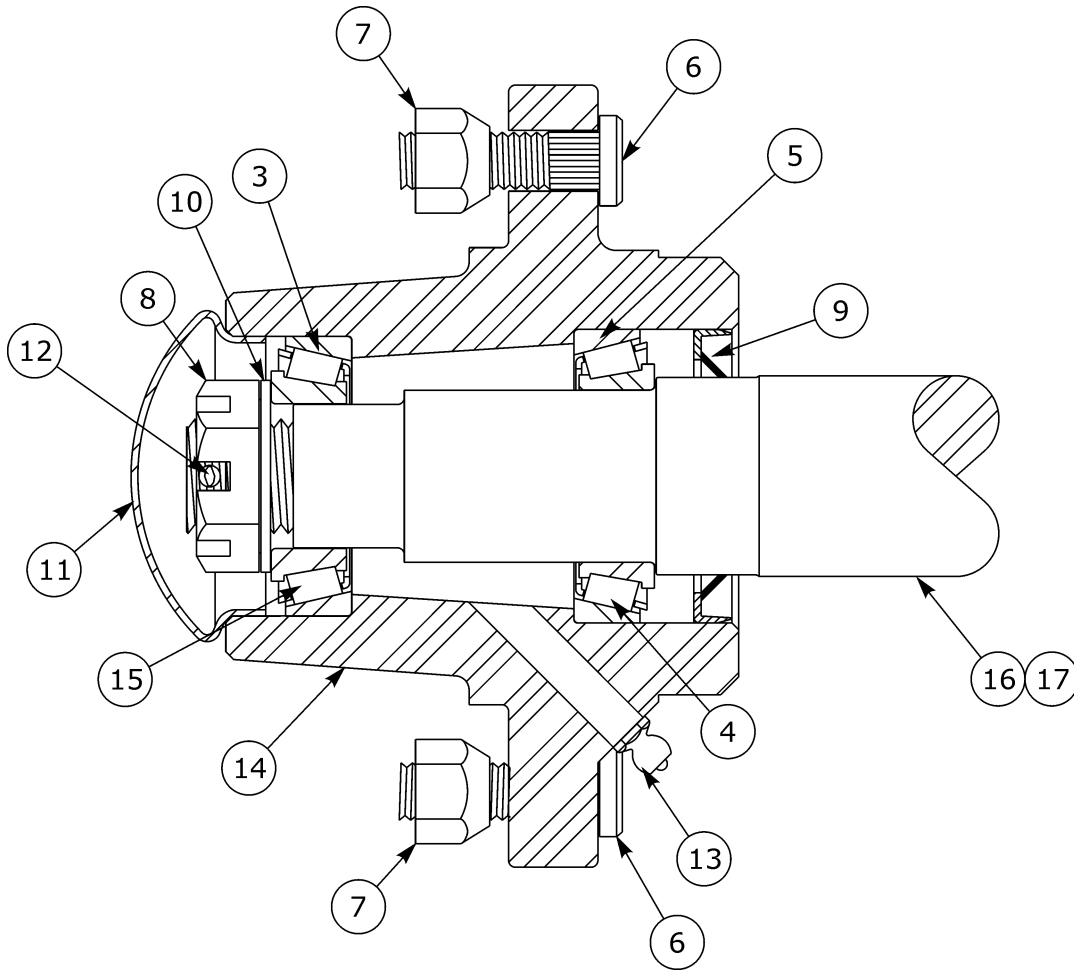
ITEM	PART NO.	QTY.	DESCRIPTION
1	00776492	1	TONGUE WELDMENT
2	00764540A	1	WELDMENT CLEVIS
3	00755305	1	BOLT 1-8UNC-6 LG GRD 8
4	02030300	2	NUT TOPLOCK 1 NC PLB
5	02712500	1	HHCS 1 NC 4 PL8 SPECIAL
6	00759275	3	WASHER-HITCH CLEVIS
7	00760895	2	WLDMT-TONGUE PIVOT PIN
8	02030700	2	HHCS 1/2-13UNC 1-1/4 PL5
9	00001800	2	LOCKNUT TLM 1/2 NC PLB
10	00772391	1	JACK PARKING 3000LB SIDEWIND
11	00764515	1	CHAIN-SAFETY TOW-6000 LB. CAP.
12	1431565	1	IID SHAFT TRANSPORT SUPPORT
13	40010000	1	PIN COTTER 1/8 X1
14	00764537	1	WLDMT CONTROL ROD THREADED
15	00764536	1	WLDMT-CONTROL ROD, LONG
16	00037200	1	NUT TOPLOCK 3/4 NC PLC
17	03200269	1	HHCS 3/4 NC 3 PL8
18	00755153	1	PIN-COTTER 3/16 X 1-1/2 PLATED
19	00037200	1	NUT TOPLOCK 3/4 NC PLC
20	15B1200	4	WASHER 3/4 P SAE
21	651102	1	PIN-DRILLED

# WEIGHT BOX ATTACHMENT S/N 14812 - CURRENT AUG 2002 - CURRENT



ITEM	PART NO.	QTY.	DESCRIPTION
	<b>00760055</b>	-	<b>ASSY-WEIGHT BOX</b>
1	00760056	1	WLDMT-WEIGHT BOX
2	00774704	1	RUNNER, SKID SHOE
3	2A381312	3	BOLT,PLOW 1/2 NC X 1-1/2 GR.5
4	4528	6	NUT, LOCK 3/8-16 FLG WHIZ
5	00760072	1	ASSY-CHAIN GD WT BOX
6	02030700	2	HHCS 1/2-13UNC 1-1/4 PL5
7	00002700	2	FLATWASHER 1/2 PL STD
8	00001800	2	LOCKNUT TLM 1/2 NC PLB
9	00760995	2	PLATE, COVER- WEIGHT BOX

# WHEEL HUB ASSEMBLY S/N 14812 - 16663 AUG 2002 - DEC 2004



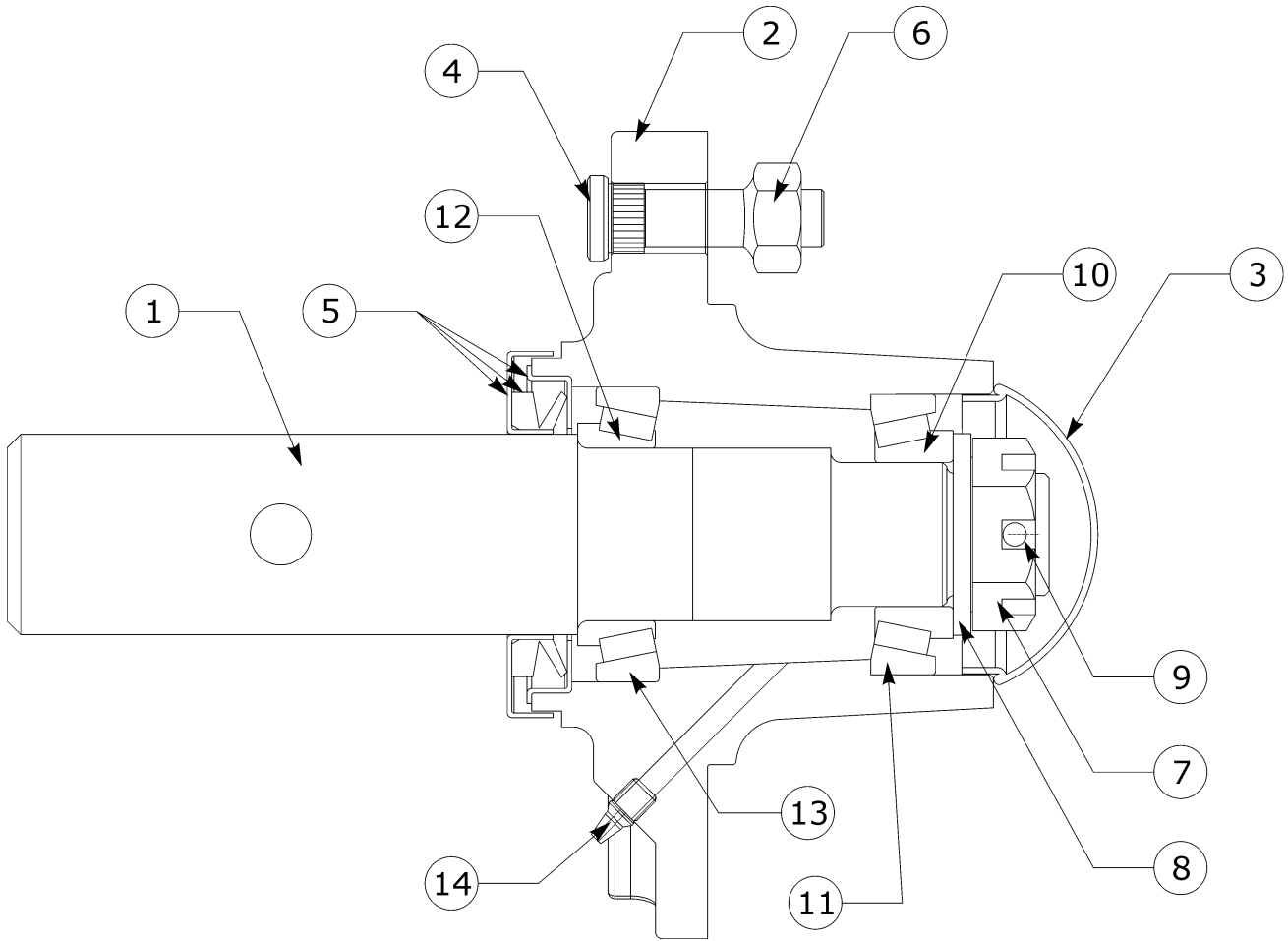
ITEM	PART NO.	QTY.	DESCRIPTION
	<b>00757241</b>	-	<b>WHEEL HUB, PREASSY</b>
1	00756489	1	HUB W/ CUPS & STUBS
2	00756528	1	WHEEL HUB ACCESS. KIT
3	00756576	1	BEARING CUP OUTSIDE
4	00750434	1	BEARING CONE INSIDE
5	00756577	1	BEARING CUP INSIDE
6	00752177	5	BOLT, STUD 1/2-20 NF X 1-7/8
7	00750614	5	NUT 1/2-20NF 90DEG.CONE LUG PL
8	00756490	1	NUT SLOTTED THIN 1 NF PLC
9	02957044	1	OIL SEAL HEAVY DUTY - TK-15
10	00756493	1	WASHER
11	00756492	1	DUST CAP
12	00026200	1	PIN-COTTER 5/32 X 1-1/2
13	00003500	1	ZERK FITTING 1/8 STRAIGHT
14	00756489	1	HUB W/ CUPS & STUBS
15	0371242102	1	BEARING CONE

Note: P/N 00756489 contains items 3, 5, 6, 13, & 14.

P/N 00756528 contains items 4, 7, 8, 9, 10, 11, 12, & 15.

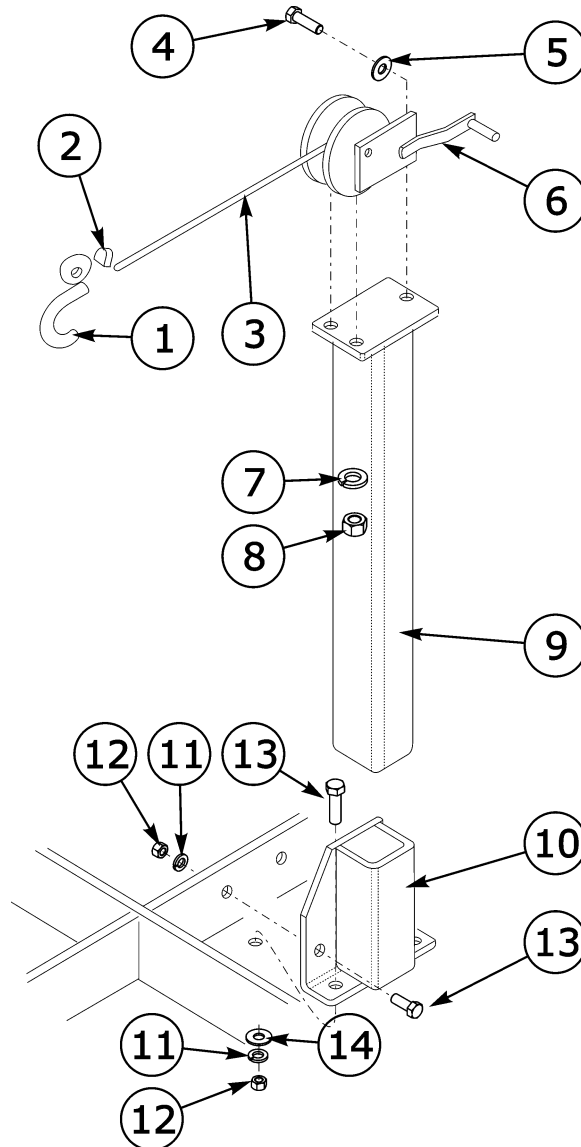


# WHEEL HUB ASSEMBLY S/N 16664 - CURRENT JAN 2005 - CURRENT



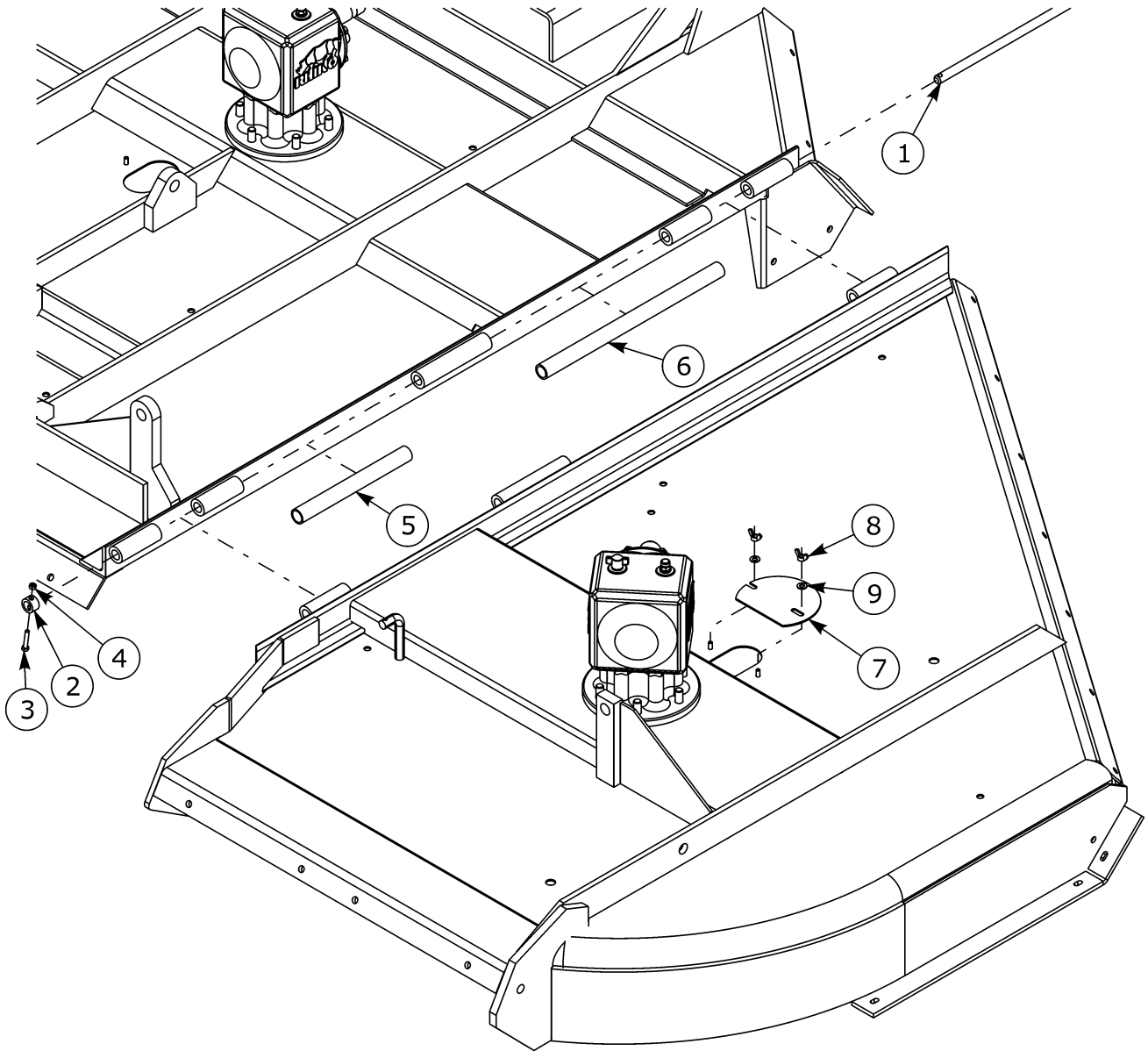
ITEM	PART NO.	QTY.	DESCRIPTION
1	00774821	1	SPINDLE SINGLE WHEEL
2	00756489	1	HUB W/ CUPS & STUBS
3	00756492	1	DUST CAP
4	00752177	5	BOLT, STUD 1/2-20 NF X 1-7/8
5	00778108	1	SEAL PROTECTOR
6	00756014	5	ROTOR
7	00756490	1	NUT SLOTTED THIN 1 NF PLC
8	00756493	1	WASHER
9	00026200	1	PIN-COTTER 5/32 X 1-1/2
10	00750434	1	BEARING CONE INSIDE
11	00756576	1	BEARING CUP OUTSIDE
12	0371242102	1	BEARING CONE
13	00756577	1	BEARING CUP INSIDE
14	00003500	1	ZERK FITTING 1/8 STRAIGHT

# WINCH AND STAND ASSEMBLY S/N 14812 - CURRENT AUG 2002 - CURRENT



ITEM	PART NO.	QTY.	DESCRIPTION
1	7061	1	HOOK
2	7062	1	CLIP-1/4 WIRE ROPE
3	7063	1	CABLE
4	00011400	3	HHCS 3/8 NC 1 PL5
5	00011100	3	FLATWASHER 3/8 PL STD
6	7091	1	BRAKE WINCH
7	03101646	3	LOCKWASHER,3/8,MEDIUM-ZP
8	00013901	3	NUT HEX 3/8 NC PL
9	8422	1	WINCH TUBE ASSEMBLY
10	8421	1	WINCH STAND BRACKET
11	00010300	2	LOCKWASHER 5/8 PL STD
12	00010400	2	NUT 5/8 NC HEX PL
13	02675800	2	HHCS 5/8-11UNC 1-1/2 PL5
14	00001400	2	FLATWASHER 5/8 PL STD

# WING ATTACHMENT S/N 14812 - CURRENT AUG 2002 - CURRENT



ITEM	PART NO.	QTY.	DESCRIPTION
1	00777185	2	HINGE ROD
2	00777186	4	HINGE ROD CAP
3	00021900	4	HEXB 5/16 NC 1-3/4 PL5
4	00750940	4	NUT TOPLOCK 5/16 NC PLB
5	0656261000	2	SPACER,SHORT HINGE
6	00774173	2	SPACER LONG HINGE
7	5710121	3	COVER PLATE
8	5F5180	6	NUT 5/16 NC WING
9	00023500	6	FLATWASHER,5/16,TYPE AW,ZP



# SERVIS-RHINO

## LIMITED WARRANTY

### 1. LIMITED WARRANTIES

- 1.01. Servis-Rhino warrants for one year from the purchase date to the original non-commercial, governmental, or municipal purchaser ("Purchaser") and warrants for six months to the original commercial or industrial purchaser ("Purchaser") that the goods purchased are free from defects in material or workmanship.
- 1.02. Manufacturer will replace for the Purchaser any part or parts found, upon examination at one of its factories, to be defective under normal use and service due to defects in material or workmanship.
- 1.03. This limited warranty does not apply to any part of the goods which has been subjected to improper or abnormal use, negligence, alteration, modification, or accident, damaged due to lack of maintenance or use of wrong fuel, oil, or lubricants, or which has served its normal life. This limited warranty does not apply to any part of any internal combustion engine, or expendable items such as blades, shields, guards, or pneumatic tires except as specifically found in your Operator's Manual.
- 1.04. Except as provided herein, no employee, agent, Dealer, or other person is authorized to give any warranties of any nature on behalf of Manufacturer.

### 2. REMEDIES AND PROCEDURES.

- 2.01. This limited warranty is not effective unless the Purchaser returns the Registration and Warranty Form to Manufacturer within 30 days of purchase.
- 2.02. Purchaser claims must be made in writing to the Authorized Dealer ("Dealer") from whom Purchaser purchased the goods or an approved Authorized Dealer ("Dealer") within 30 days after Purchaser learns of the facts on which the claim is based.
- 2.03. Purchaser is responsible for returning the goods in question to the Dealer.
- 2.04. If after examining the goods and/or parts in question, Manufacturer finds them to be defective under normal use and service due to defects in material or workmanship, Manufacturer will:
  - (a) Repair or replace the defective goods or part(s) or
  - (b) Reimburse Purchaser for the cost of the part(s) and reasonable labor charges (as determined by Manufacturer) if Purchaser paid for the repair and/or replacement prior to the final determination of applicability of the warranty by Manufacturer.The choice of remedy shall belong to Manufacturer.
- 2.05. Purchaser is responsible for any labor charges exceeding a reasonable amount as determined by Manufacturer and for returning the goods to the Dealer, whether or not the claim is approved. Purchaser is responsible for the transportation cost for the goods or part(s) from the Dealer to the designated factory.

### 3. LIMITATION OF LIABILITY.

- 3.01. MANUFACTURER DISCLAIMS ANY EXPRESS (EXCEPT AS SET FORTH HEREIN) AND IMPLIED WARRANTIES WITH RESPECT TO THE GOODS INCLUDING, BUT NOT LIMITED TO, MERCHANTABILITY AND FITNESS FOR A PARTICULAR PURPOSE.
- 3.02. MANUFACTURER MAKES NO WARRANTY AS TO THE DESIGN, CAPABILITY, CAPACITY, OR SUITABILITY FOR USE OF THE GOODS.
- 3.03. EXCEPT AS PROVIDED HEREIN, MANUFACTURER SHALL HAVE NO LIABILITY OR RESPONSIBILITY TO PURCHASER OR ANY OTHER PERSON OR ENTITY WITH RESPECT TO ANY LIABILITY, LOSS, OR DAMAGE CAUSED OR ALLEGED TO BE CAUSED DIRECTLY OR INDIRECTLY BY THE GOODS INCLUDING, BUT NOT LIMITED TO, ANY INDIRECT, SPECIAL, CONSEQUENTIAL, OR INCIDENTAL DAMAGES RESULTING FROM THE USE OR OPERATION OF THE GOODS OR ANY BREACH OF THIS WARRANTY. NOT WITHSTANDING THE ABOVE LIMITATIONS AND WARRANTIES, MANUFACTURER'S LIABILITY HEREUNDER FOR DAMAGES INCURRED BY PURCHASER OR OTHERS SHALL NOT EXCEED THE PRICE OF THE GOODS.
- 3.04. NO ACTION ARISING OUT OF ANY CLAIMED BREACH OF THIS WARRANTY OR TRANSACTIONS UNDER THIS WARRANTY MAY BE BROUGHT MORE THAN TWO (2) YEARS AFTER THE CAUSE OF ACTION HAS OCCURRED.

### 4. MISCELLANEOUS.

- 4.01. Proper Venue for any lawsuits arising from or related to this limited warranty shall be only in Guadalupe County, Texas.
- 4.02. Manufacturer may waive compliance with any of the terms of this limited warranty, but no waiver of any terms shall be deemed to be a waiver of any other term.
- 4.03. If any provision of this limited warranty shall violate any applicable law and is held to be unenforceable, then the invalidity of such provision shall not invalidate any other provisions herein.
- 4.04. Applicable law may provide rights and benefits to purchaser in addition to those provided herein.

### KEEP FOR YOUR RECORDS

ATTENTION: Purchaser should fill in the blanks below for his reference when buying repair parts and/or for proper machine identification when applying for warranty.

Servis-Rhino Implement Model \_\_\_\_\_ Serial Number \_\_\_\_\_

Date Purchased \_\_\_\_\_ Dealer \_\_\_\_\_

ATTENTION:  
READ YOUR OPERATOR'S MANUAL

**RHINO**<sup>®</sup>  
1020 S. Sangamon Ave.  
Gibson City, IL 60936  
800-446-5158  
Email: parts@servis-rhino.com





## TO THE OWNER/OPERATOR/DEALER

To keep your implement running efficiently and safely, read your manual thoroughly and follow these directions and the Safety Messages in this Manual. The Table of Contents clearly identifies each section where you can easily find the information you need.

The OCCUPATIONAL SAFETY AND HEALTH ACT (1928.51 Subpart C) makes these minimum safety requirements of tractor operators:

### REQUIRED OF THE OWNER:

1. Provide a Roll-Over-Protective Structure that meets the requirements of this Standard; and
2. Provide Seatbelts that meet the requirements of this paragraph of this Standard and SAE J4C; and
3. Ensure that each employee uses such Seatbelt while the tractor is moving; and
4. Ensure that each employee tightens the Seatbelt sufficiently to confine the employee to the protected area provided by the ROPS.

### REQUIRED OF THE OPERATOR

1. Securely fasten seatbelt if the tractor has a ROPS.
2. Where possible, avoid operating the tractor near ditches, embankments, and holes.
3. Reduce speed when turning, crossing slopes, and on rough, slick, or muddy surfaces.
4. Stay off slopes too steep for safe operation.
5. Watch where you are going - especially at row ends, on roads, and around trees.
6. Do not permit others to ride.
7. Operate the tractor smoothly - no jerky turns, starts, or stops.
8. Hitch only to the drawbar and hitch points recommended by the tractor manufacturer.
9. When the tractor is stopped, set brakes securely and use park lock, if available.



**Keep children away from danger all day, every day...**



**Equip tractors with rollover protection (ROPS) and keep all machinery guards in place...**



**Please work, drive, play and live each day with care and concern for your safety and that of your family and fellow citizens.**



