

Primer Pocket

Quick Start Guide

4.3"Primer Pocket



SX-SP430A

1. Introduction

- Browse the web, from the palm of your hand, anywhere wi-fi* is available.
- Playback support for multiple audio and video formats, including mp3 and mp4.
- Multi-touch interface with pinch-to-zoom for an enjoyable touchscreen experience.

2. Features

- Operating System: Android 2.2
- CPU: JZ4760B processors, Frequency 600MHz Support for hardware 2D graphics acceleration.
- System Memory: DDR2 256MB
- Storage: Built-in flash memory 4GB
- External Storage: MicroSD card storage up to 16GB
- Multi-touch and G-sensor
- WiFi b/g/n for fast web browsing and downloads.
- 4.3" Full Color Widescreen, Resolution 480 x 272.

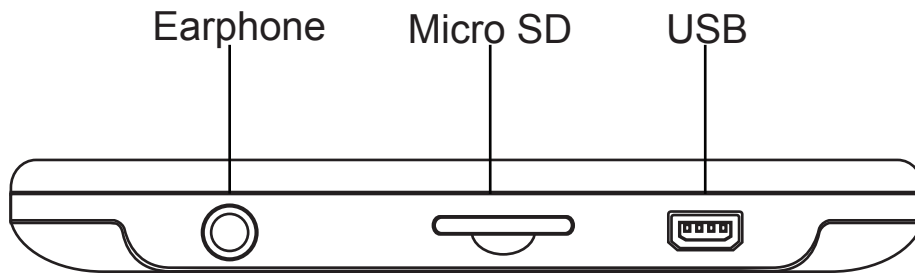
3. Specification

- Power Input: 5V 500mA
- Stock temperature: -20~60°C
- Operating temperature: 0~40°C
- Unit size: 115 x 78 x 12.5 mm
- System requirement:
 - USB OTG Support Win7 / Vista / WinXP / 2003 / 2000
- One year limited Warranty on parts and labor

4. Package Contents

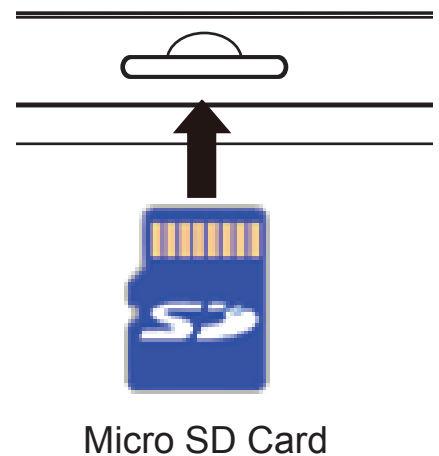
- 4.3"Primer Pocket X 1
- AC Power Adapter X 1
- Quickstart guide X 1
- Headphone X 1
- Mini-USB Cable X 1
- Warranty card X 1
- eMusic gift card X 1

5. Micro SD Card Installation

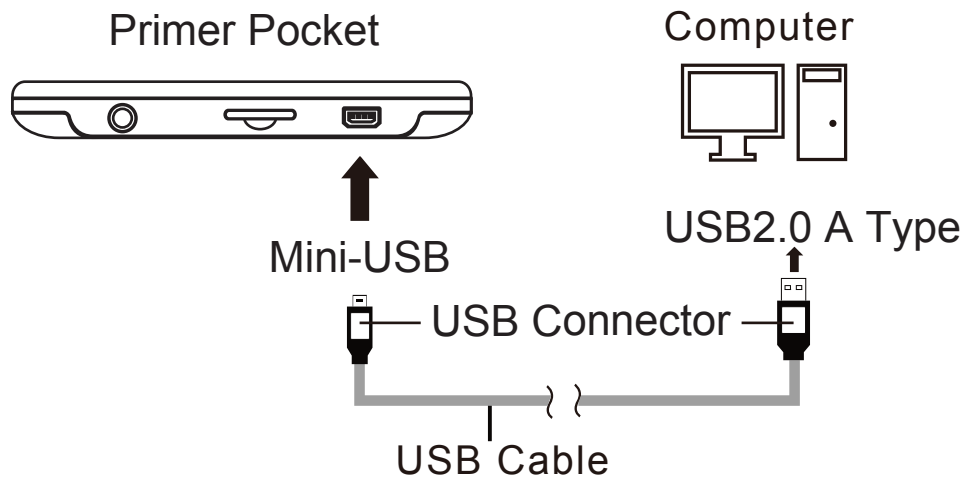


When inserting the Micro SD card, gently insert the card into the open slot (Please see image)

When removing the Micro SD card, gently tap the card, it will pop out automatically.



6. Part name and function



- **USB Connector:**
Mini-USB: This USB connector connects to the USB interfaces into the Primer Pocket.
USB2.0 A Type: This USB connector connects to the USB interfaces into a computer.
- **USB Cable:**
Connect the Primer Pocket and a computer.

7. Charging

- **LED Indicator:**
Charging: LED ON
Charged: LED OFF



Using the AC Power Adapter.

8. Troubleshooting

1. There is no sound in earphone.

- Please check there is no problem with the earphone connection.

2. How to obtain Apps (Apks) .

- You can download via PC and side load apps, or you can download online directly from the device and install. (for more details, please check our website)

3. The Primer pocket does not turn on .

- Plug in the power adapter and try again
- If still does not turn on after battery is fully charged or while the device is plugged in, please contact customer service/tech support.

4. Excess noise/distortion .

- Please check to see if the earphone plug is clean, dirt may cause noise or distortion.
- Check that the audio file has not been damaged. Play other music files to see if the issue is widespread. If the file is corrupt, delete it from the device.

For contact information and/or troubleshooting, please visit our website at "www.skytex.com".

This device complies with part 15 of the FCC rules. Operation is subject to the following two conditions: (1) this device may not cause harmful interference, and (2) this device must accept any interference received, including interference that may cause undesired operation.

NOTE 1: This equipment has been tested and found to comply with the limits for a Class B digital device, pursuant to part 15 of the FCC Rules. These limits are designed to provide reasonable protection against harmful interference in a residential installation. This equipment generates uses and can radiate radio frequency energy and, if not installed and used in accordance with the instructions, may cause harmful interference to radio communications. However, there is no guarantee that interference will not occur in a particular installation.

If this equipment does cause harmful interference to radio or television reception, which can be determined by turning the equipment off and on, the user is encouraged to try to correct the interference by one or more of the following measures:

- Reorient or relocate the receiving antenna.
- Increase the separation between the equipment and receiver.
- Connect the equipment into an outlet on a circuit different from that to which the receiver is connected.
- Consult the dealer or an experienced radio/TV technician for help.

NOTE 2: The manufacturer is not responsible for any radio or TV interference caused by unauthorized modifications to this equipment. Such modifications could void the user's authority to operate the equipment.

NOTE 3: Any changes or modifications not expressly approved by the manufacturer could void the user's authority to operate the equipment.

No any ad hoc function.