

## Turning Power On and Off

### ● Turning Power On

Hold down for at least a few seconds.

### ● Turning Power Off

Hold down for at least a few seconds.

## Switching the Screen to English

From the stand-by screen: Press . ▶ Press . ▶ Press .

▶ Press .

## Checking Your Own Phone Number and E-mail Address

From the stand-by screen: Press . ▶ Press .

## Making and Answering a Call

### ● Making a Call


From the stand-by screen: Enter the phone number you want to call.

▶ Press .

To end a call: Press .

## ● Answering a Call



When the phone starts ringing, press .

To adjust the earpiece volume during a call: Use .

## Storing and Recalling Address Book Entries

### ● Storing an Entry

From the stand-by screen: Hold down  for at least a few seconds.

▶ Use  to select the item you want to edit. ▶ Press  (Select).

▶ Enter the data. ▶ Press  (Reg).

### ● Recalling an Entry

From the stand-by screen: Press  to display the Address Book screen.

▶ Use  to select the tab for the record you want to recall.



▶ Use  to select the name of the record.


▶ Press  (Detail) to view the record in detail.


## Using the Camera (Movie and Snapshot)


### ● Recording a Movie Clip

From the stand-by screen: Press . ▶ Use  to select "CAMERA".

▶ Press  (Select). ▶ Select "Movie". ▶ Press  (Select).

▶ Press  (Record) to start recording.

▶ Press  (Stop) to stop recording.

▶ Press  (Save) to store the movie.

Press  (Pause) during recording to pause recording.

Press  (Photo) in the Movie mode to change to the Photo mode.

### ● Taking a Snapshot

From the stand-by screen: Press . ▶ Use  to select "CAMERA".

▶ Press  (Select). ▶ Select "Photo (W.paper Mode)". ▶ Press  (Select).

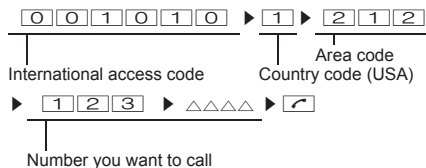
▶ Press  (Shoot) to take a snapshot.

▶ Press  (Save) to store the photo.

Press  (Photo) in the Photo mode to change to the Movie mode.

## Making an International Call

Ex: To call 212-123-△△△△ in the USA



## Other Handy Features

### ● Setting the Manner Mode

From the stand-by screen: Hold down  for at least a few seconds.

Repeat the above operation to disable the Manner Mode.

### ● Setting the Answer Memo (Voice Recording)

From the stand-by screen: Hold down  for at least a few seconds.

Repeat the above operation to disable the Answer Memo.

### For inquiries, please contact

au Customer Service Center (General Information)

● If you are calling from a landline phone: ☎ 0077-7-111 (toll free)

● If you are calling from an au mobile phone: 157 (toll free)