

Turning Power On and Off

● Turning Power On

Hold down for at least a few seconds.

● Turning Power Off

Hold down for at least a few seconds.

Switching the Screen to English

From the stand-by screen: Press . ▶ Press . ▶ Press .

▶ Press .

Checking Your Own Phone IC Number and E-mail Address

From the stand-by screen: Press . ▶ Press .

Making and Answering a Call

● Making a Call


From the stand-by screen: Enter the phone number you want to call.

▶ Press .

To end a call: Press .

● Answering a Call



When the phone starts ringing, press .

To adjust the earpiece volume during a call: Use .

Storing and Recalling Address Book Entries

● Storing an Entry

From the stand-by screen: Hold down  for at least a few seconds.

▶ Use  to select the item you want to edit. ▶ Press  (Select).

▶ Enter the data. ▶ Press  (Reg).

● Recalling an Entry

From the stand-by screen: Press  to display the Address Book screen.

▶ Use  to select the tab for the record you want to recall.



▶ Use  to select the name of the record.


▶ Press  (Detail) to view the record in detail.


Using the Camera (Movie and Snapshot)


● Recording a Movie Clip

From the stand-by screen: Press . ▶ Use  to select "CAMERA".

▶ Press  (Select). ▶ Select "Movie". ▶ Press  (Select).

▶ Press  (Record) to start recording.

▶ Press  (Stop) to stop recording.

▶ Press  (Save) to store the movie.

Press  (Pause) during recording to pause recording.

Press  ( → ) in the Movie mode to change to the Photo mode.

● Taking a Snapshot

From the stand-by screen: Press . ▶ Use  to select "CAMERA".

▶ Press  (Select). ▶ Select "Photo (W.paper Mode)". ▶ Press  (Select).

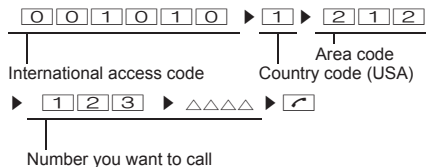
▶ Press  (Shoot) to take a snapshot.

▶ Press  (Save) to store the photo.

Press  ( → ) in the Photo mode to change to the Movie mode.

Making an International Call

Ex: To call 212-123-△△△△ in the USA



Other Handy Features

● Setting the Manner Mode

From the stand-by screen: Hold down  for at least a few seconds.

Repeat the above operation to disable the Manner Mode.

● Setting the Answer Memo (Voice Recording)

From the stand-by screen: Hold down  for at least a few seconds.

Repeat the above operation to disable the Answer Memo.

For inquiries, please contact

au Customer Service Center (General Information)

● If you are calling from a landline phone:  0077-7-111 (toll free)

● If you are calling from an au mobile phone: 157 (toll free)