


総合お問い合わせ先
〈ドコモ インフォメーションセンター〉

■ドコモの携帯電話からの場合

 (局番なしの) **151** (無料)

※一般電話などからはご利用になれません。

■一般電話などからの場合

 **0120-800-000**

※一部のIP電話からは接続できない場合があります。

受付時間 午前9:00～午後8:00 (年中無休)

●番号をよくご確認の上、お間違いないようにおかけください。

●各種手続き、故障・アフターサービスについては、上記お問い合わせ先にご連絡いただくか、ドコモホームページにてお近くのドコモショップなどにお問い合わせください。

ドコモホームページ <http://www.nttdocomo.co.jp/>

海外での紛失、盗難、精算などについて
〈ドコモ インフォメーションセンター〉
(24時間受付)

ドコモの携帯電話からの場合

滞在国の国際電話
アクセス番号 **-81-3-6832-6600*** (無料)

*一般電話などでかけた場合には、日本向け通話料がかかります。
※SH-12Cからご利用の場合は、+81-3-6832-6600でつながります。
(「+」は「0」をロングタッチします。)

一般電話などからの場合

〈ユニバーサルナンバー〉

ユニバーサルナンバー用
国際識別番号 **-8000120-0151***

*滞在国内通話料などがかかる場合があります。
※主要国の国際電話アクセス番号/ユニバーサルナンバー用国際識別番号については、ドコモの「国際サービスホームページ」をご覧ください。

●紛失・盗難などにあわれたら、速やかに利用中断手続きをお取りください。

●お客様が購入されたFOMA端末に故障が発生した場合は、ご帰国後にドコモ指定の故障取扱窓口へご持参ください。

 マナーもいっしょに携帯しましょう。

◎公共の場所で携帯電話をご利用の際は、周囲の方への心くばりを忘れずに。



Li-ion00


環境保全のため、不要になった電池は
NTTドコモまたは代理店、リサイクル
協力店などにお持ちください。



再生紙を使用しています

故障お問い合わせ先

■ドコモの携帯電話からの場合

 (局番なしの) **113** (無料)

※一般電話などからはご利用になれません。

■一般電話などからの場合

 **0120-800-000**

※一部のIP電話からは接続できない場合があります。

受付時間 24時間 (年中無休)

海外での故障について
〈ネットワークオペレーションセンター〉
(24時間受付)

ドコモの携帯電話からの場合

滞在国の国際電話
アクセス番号 **-81-3-6718-1414*** (無料)

*一般電話などでかけた場合には、日本向け通話料がかかります。
※SH-12Cからご利用の場合は、+81-3-6718-1414でつながります。
(「+」は「0」をロングタッチします。)

一般電話などからの場合

〈ユニバーサルナンバー〉

ユニバーサルナンバー用
国際識別番号 **-8005931-8600***

*滞在国内通話料などがかかる場合があります。
※主要国の国際電話アクセス番号/ユニバーサルナンバー用国際識別番号については、ドコモの「国際サービスホームページ」をご覧ください。

販売元 株式会社NTTドコモ

製造元 シャープ株式会社

’11.●(1版)
TINSJA***AFZZ
11**.* DS TU***①

NTT docomo

NTT
docomo

SH-12C

クイックスタートガイド

’11.●

AQUOS PHONE SH-12C

クイックスタートガイド ’11.●



指示

航空機内や病院など、使用を禁止された区域では、FOMA端末の電源を切ってください。

電子機器や医用電気機器に悪影響を及ぼす原因となります。

医療機関内における使用については各医療機関の指示に従ってください。

航空機内での使用などの禁止行為をした場合、法令により罰せられます。

ただし、電波を出さない設定にすること等で、機内で携帯電話が使用できる場合には、航空会社の指示に従ってご使用ください。



指示

ハンズフリーに設定して通話する際や、着信音が鳴っているときなどは、必ずFOMA端末を耳から離してください。

また、イヤホンマイクなどをFOMA端末に装着し、ゲームや音楽再生をする場合は、適度なボリュームに調節してください。

音量が大きすぎると難聴の原因となります。

また、周囲の音が聞こえにくいと、事故の原因となります。

Earphone Signal Level

The maximum output voltage for the music player function, measured in accordance with EN 50332-2, is 32.0 mV.



指示

心臓の弱い方は、着信バイブレータ(振動)や着信音量の設定に注意してください。

心臓に悪影響を及ぼす原因となります。



指示

医用電気機器などを装着している場合は、医用電気機器メーカーもしくは販売業者に、電波による影響についてご確認の上ご使用ください。

医用電気機器などに悪影響を及ぼす原因となります。



指示

高精度な制御や微弱な信号を取り扱う電子機器の近くでは、FOMA端末の電源を切ってください。

電子機器が誤動作するなどの悪影響を及ぼす原因となります。

ご注意ください

ご注意いただきたい電子機器の例
補聴器、植込み型心臓ペースメーカおよび植込み型除細動器、その他の医用電気機器、火災報知器、自動ドア、その他の自動制御機器など。植込み型心臓ペースメーカおよび植込み型除細動器、その他の医用電気機器をご使用される方は、当該の各医用電気機器メーカーもしくは販売業者に電波による影響についてご確認ください。



指示

万が一、ディスプレイ部やカメラのレンズを破損した際には、割れたガラスや露出したFOMA端末の内部にご注意ください。

ディスプレイ部の表面には保護フィルム、カメラのレンズの表面にはプラスチックパネルを使用し、ガラスが飛散りにくい構造となっておりますが、誤って割れた破損部や露出部に触れますと、けがの原因となります。

※2 携帯電話機本体を側頭部以外でご使用になる場合のSARの測定法については、平成22年3月に国際規格(IEC62209-2)が制定されましたが、国の技術基準については、情報通信審議会情報通信技術分科会に設置された局所吸収指針委員会にて審議している段階です(平成23年●●月現在)。

European RF Exposure Information

Your mobile device is a radio transmitter and receiver. It is designed not to exceed the limits for exposure to radio waves recommended by international guidelines. These guidelines were developed by the independent scientific organization ICNIRP and include safety margins designed to assure the protection of all persons, regardless of age and health.

The guidelines use a unit of measurement known as the Specific Absorption Rate, or SAR. The SAR limit for mobile devices is 2 W/kg and the highest SAR value for this device when tested at the ear was **0.520W/kg**^{*}.

As SAR is measured utilizing the devices highest transmitting power the actual SAR of this device while operating is typically below that indicated above. This is due to automatic changes to the power level of the device to ensure it only uses the minimum level required to reach the network.

The World Health Organization has stated that present scientific information does not indicate the need for any special precautions for the use of mobile devices. They note that if you want to reduce your exposure then you can do so by limiting the length of calls or using a hands-free device to keep the mobile phone away from the head.

※ The tests are carried out in accordance with international guidelines for testing.

Declaration of Conformity

CE0168

In some countries/regions, such as France, there are restrictions on the use of Wi-Fi. If you intend to use Wi-Fi on the handset abroad, check the local laws and regulations beforehand.

Hereby, Sharp Telecommunications of Europe Ltd, declares that this SH-12C is in compliance with the essential requirements and other relevant provisions of Directive 1999/5/EC. A copy of the original declaration of conformity can be found at the following Internet address: <http://www.sharp.co.jp/k-tai/>

FCC Notice

● This device complies with part 15 of the FCC Rules.

Operation is subject to the following two conditions:

(1) This device may not cause harmful interference, and (2) this device must accept any interference received, including interference that may cause undesired operation.

- Changes or modifications not expressly approved by the manufacturer responsible for compliance could void the user's authority to operate the equipment.

Information to User

This equipment has been tested and found to comply with the limits of a Class B digital device, pursuant to Part 15 of the FCC Rules. These limits are designed to provide reasonable protection against harmful interference in a residential installation. This equipment generates, uses and can radiate radio frequency energy and, if not installed and used in accordance with the instructions, may cause harmful interference to radio communications.

However, there is no guarantee that interference will not occur in a particular installation; if this equipment does cause harmful interference to radio or television reception, which can be determined by turning the equipment off and on, the user is encouraged to try to correct the interference by one or more of the following measures:

1. Reorient/relocate the receiving antenna.
2. Increase the separation between the equipment and receiver.
3. Connect the equipment into an outlet on a circuit different from that to which the receiver is connected.
4. Consult the dealer or an experienced radio/TV technician for help.

FCC RF Exposure Information

Your handset is a radio transmitter and receiver. It is designed and manufactured not to exceed the emission limits for exposure to radio frequency (RF) energy set by the Federal Communications Commission of the U.S. Government.

The guidelines are based on standards that were developed by independent scientific organisations through periodic and thorough evaluation of scientific studies. The standards include a substantial safety margin designed to assure the safety of all persons, regardless of age and health. The exposure standard for wireless handsets employs a unit of measurement known as the Specific Absorption Rate, or SAR. The SAR limit set by the FCC is 1.6 W/kg.

The tests are performed in positions and locations (e.g., at the ear and worn on the body) as required by the FCC for each model. The highest SAR value for this model handset when tested for use at the ear is **0.572W/kg** and when worn on the body, as described in this user guide, is **0.538W/kg**. Body-worn Operation; This device was tested for typical body-worn operations with the back of the handset kept 1.5 cm from the body. To maintain compliance with FCC RF exposure requirements, use accessories that maintain a 1.5 cm separation distance between the user's body and the back of the handset. The use of beltclips, holsters and similar accessories should not contain metallic components in its assembly.

The use of accessories that do not satisfy these requirements may not comply with FCC RF exposure requirements, and should be avoided. The FCC has granted an Equipment Authorization for this model handset with all reported SAR levels evaluated as in compliance with the FCC RF emission guidelines. SAR information on this model handset is on file with the FCC and can be found under the Display Grant section of <http://www.fcc.gov/oet/ea/fccid/> after searching on FCC ID **APYHRO00147**. Additional information on Specific Absorption Rates (SAR) can be found on the Cellular Telecommunications & Internet Association (CTIA) Website at <http://www.ctia.org/>.

Specific Absorption Rate (SAR) of Mobile Phones

This model SH-12C mobile phone complies with Japanese technical regulations and international guidelines regarding exposure to radio waves.

This mobile phone was designed in observance of Japanese technical regulations regarding exposure to radio waves (*1) and limits to exposure to radio waves recommended by a set of equivalent international guidelines. This set of international guidelines was set out by the International Commission on Non-Ionizing Radiation Protection (ICNIRP), which is in collaboration with the World Health Organization (WHO), and the permissible limits include a substantial safety margin designed to assure the safety of all persons, regardless of age and health condition.

The technical regulations and international guidelines set out limits for radio waves as the Specific Absorption Rate, or SAR, which is the value of absorbed energy in any 10 grams of tissue over a 6-minute period. The SAR limit for mobile phones is 2.0 W/kg. The highest SAR value for this mobile phone when tested for use at the ear is 0.438 W/kg. There may be slight differences between the SAR levels for each product, but they all satisfy the limit.

The actual SAR of this mobile phone while operating can be well below that indicated above. This is due to automatic changes to the power level of the device to ensure it only uses the minimum required to reach the network. Therefore in general, the closer you are to a base station, the lower the power output of the device.

This mobile phone can be used in positions other than against your ear. This mobile phone satisfies the international guidelines when used with a carrying case or a wearable accessory approved by NTT DOCOMO, INC. (*2). In case you are not using the approved accessory, please use a product that does not contain any metals, and one that positions the mobile phone at least 1.5 cm away from your body.

The World Health Organization has stated that present scientific information does not indicate that there are harmful effects attributed to the use of mobile devices. They recommend that if you are worried about your exposure then you can limit your usage or simply use a hands-free kit to keep the mobile device away from the head and body.

Please refer to the WHO website if you would like more detailed information.

http://www.who.int/docstore/peh-emf/publications/facts_press/fact_english.htm

Please refer to the websites listed below if you would like more detailed information regarding SAR.

Ministry of Internal Affairs and Communications
Website:

<http://www.tele.soumu.go.jp/e/sys/ele/index.htm>

Association of Radio Industries and Businesses
Website:

<http://www.arib-emf.org/index02.html> (in Japanese only)

NTT DOCOMO, INC. Website:

<http://www.nttdocomo.co.jp/english/product/sar/>

SHARP Corporation Website:

<http://www.sharp.co.jp/products/menu/phone/cellular/sar/index.html> (in Japanese only)

*1 Technical regulations are defined by the Ministerial Ordinance Related to Radio Law (Article 14-2 of Radio Equipment Regulations).

*2 Regarding the method of measuring SAR when using mobile phones in positions other than against the ear, international standards (IEC62209-2) were set in March of 2010. On the other hand, technical regulation is currently being deliberated on by national council (As of ●●, 2011).

CAUTION

Use only the battery packs and adapters (including charger micro USB adapter) specified by NTT DOCOMO for use with the FOMA terminal.

May cause fires, burns, bodily injury or electric shock.

Do not throw the battery pack into a fire.

The battery pack may catch fire, explode, overheat or leak.

Do not dispose of used battery packs in ordinary garbage.

May cause fires or damage to the environment. Place tape over the terminals to insulate unnecessary battery packs, and take them to a docomo Shop, retailer or institution that handles used batteries in your area.

Avoid using the handset in extremely high or low temperatures.

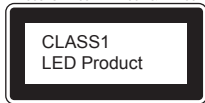
Use the FOMA terminal within the range of a temperature between 5°C and 35°C and a humidity between 45% and 85%.

Charge battery in areas where ambient temperature is between 5°C and 35°C.

Do not point the illuminated light directly at someone's eyes. Especially when you shoot still pictures or moving pictures of young children, keep 1 m or more distance from them.

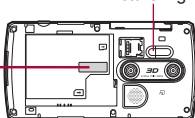
Do not use Picture Light near people's faces. Eyesight may be temporarily affected leading to accidents.

EN60825-1:1994 A1:2002 & A2:2001



Picture Light

CAUTION-CLASS 1M
LED RADIATION WHEN OPEN
DO NOT VIEW DIRECTLY WITH
OPTICAL INSTRUMENTS



CAUTION:

Use of controls, adjustments or performance of procedure other than those specified herein may result in hazardous radiation exposure. As the emission level from Picture Light LED used in this product is harmful to the eyes, do not attempt to disassemble the cabinet. Servicing is limited to qualified servicing station only.

Picture light source LED characteristics

- Continuous illumination
- Wavelength
White: 400-700 nm
Red: 600-670 nm
- Maximum output
White: 281 μ W (inside FOMA terminal 1.46 mW)
Red: 101 μ W (inside FOMA terminal 916 μ W)

Bluetooth function

- The Bluetooth word mark and logos are owned by Bluetooth SIG, Inc. and any use of such marks by NTT DOCOMO, INC. is under license. Other trademarks and trade names are those of their respective owners.

Inquiries

General inquiries

<docomo Information Center>

(Business hours: 9:00 a.m. to 8:00 p.m.)

☎ 0120-005-250 (toll free)

※ Service available in: English, Portuguese, Chinese, Spanish, Korean.

※ Unavailable from part of IP phones.

(Business hours: 9:00 a.m. to 8:00 p.m. (open all year round))

From DOCOMO mobile phones

(In Japanese only)

☎ (No prefix) 151 (toll free)

※ Unavailable from land-line phones, etc.

From land-line phones

(In Japanese only)

☎ 0120-800-000 (toll free)

※ Unavailable from part of IP phones.

- Please confirm the phone number before you dial.

Repairs

(Business hours: 24 hours (open all year round))

From DOCOMO mobile phones

(In Japanese only)

☎ (No prefix) 113 (toll free)

※ Unavailable from land-line phones, etc.

From land-line phones

(In Japanese only)

☎ 0120-800-000 (toll free)

※ Unavailable from part of IP phones.

- Please confirm the phone number before you dial.
- For Applications or Repairs and After-Sales Service, please contact the above-mentioned information center or the docomo Shop etc. near you on the NTT DOCOMO website.

Loss or theft of FOMA terminal or payment of cumulative cost overseas <docomo Information Center>

(available 24 hours a day)

From DOCOMO mobile phones

International call access code for the country you stay -81-3-6832-6600* (toll free)

* You are charged a call fee to Japan when calling from a land-line phone, etc.

- ※ If you use SH-12C, you should dial the number +81-3-6832-6600 (to enter "+", touch "0" for a while).

From land-line phones <Universal number>

Universal number international prefix -8000120-0151*

* You might be charged a domestic call fee according to the call rate for the country you stay.

- ※ For international call access codes for major countries and universal number international prefix, refer to DOCOMO International Services website.

Failures encountered overseas <Network Support and Operation Center>

(available 24 hours a day)

From DOCOMO mobile phones

International call access code for the country you stay -81-3-6718-1414* (toll free)

* You are charged a call fee to Japan when calling from a land-line phone, etc.

- ※ If you use SH-12C, you should dial the number +81-3-6718-1414 (to enter "+", touch "0" for a while).

From land-line phones <Universal number>

Universal number international prefix -8005931-8600*

* You might be charged a domestic call fee according to the call rate for the country you stay.

- ※ For international call access codes for major countries and universal number international prefix, refer to DOCOMO International Services website.
- If you lose your FOMA terminal or have it stolen, immediately take the steps necessary for suspending the use of the FOMA terminal.
- If the FOMA terminal you purchased is damaged, bring your FOMA terminal to a repair counter specified by DOCOMO after returning to Japan.