



Copyright (C) 2010-2011 Three Laws of Mobility. All Rights Reserved.

その他の社名および商品名は、それぞれ各社の登録商標または商標です。

## OpenSSL License

[OpenSSL License]

Copyright © 1998-2009 The OpenSSL Project. All rights reserved.

This product includes software developed by the OpenSSL Project for use in the OpenSSL Toolkit. (<http://www.openssl.org/>)

THIS SOFTWARE IS PROVIDED BY THE OpenSSL PROJECT "AS IS" AND ANY EXPRESSED OR IMPLIED WARRANTIES, INCLUDING, BUT NOT LIMITED TO, THE IMPLIED WARRANTIES OF MERCHANTABILITY AND FITNESS FOR A PARTICULAR PURPOSE ARE DISCLAIMED. IN NO EVENT SHALL THE OpenSSL PROJECT OR ITS CONTRIBUTORS BE LIABLE FOR ANY DIRECT, INDIRECT, INCIDENTAL, SPECIAL, EXEMPLARY, OR CONSEQUENTIAL DAMAGES (INCLUDING, BUT NOT LIMITED TO, PROCUREMENT OF SUBSTITUTE GOODS OR SERVICES; LOSS OF USE, DATA, OR PROFITS; OR BUSINESS INTERRUPTION) HOWEVER CAUSED AND ON ANY THEORY OF LIABILITY, WHETHER IN CONTRACT, STRICT LIABILITY, OR TORT (INCLUDING NEGLIGENCE OR OTHERWISE) ARISING IN ANY WAY OUT OF THE USE OF THIS SOFTWARE, EVEN IF ADVISED OF THE POSSIBILITY OF SUCH DAMAGE.

[Original SSLeay License]

Copyright © 1995-1998 Eric Young (eay@cryptsoft.com) All rights reserved.

This product includes cryptographic software written by Eric Young (eay@cryptsoft.com)

THIS SOFTWARE IS PROVIDED BY ERIC YOUNG "AS IS" AND ANY EXPRESS OR IMPLIED WARRANTIES, INCLUDING, BUT NOT LIMITED TO, THE IMPLIED WARRANTIES OF MERCHANTABILITY AND FITNESS FOR A PARTICULAR PURPOSE ARE DISCLAIMED. IN NO EVENT SHALL THE AUTHOR OR CONTRIBUTORS BE LIABLE FOR ANY DIRECT, INDIRECT, INCIDENTAL, SPECIAL, EXEMPLARY, OR CONSEQUENTIAL DAMAGES (INCLUDING, BUT NOT LIMITED TO, PROCUREMENT OF SUBSTITUTE GOODS OR SERVICES; LOSS OF USE, DATA, OR PROFITS; OR BUSINESS INTERRUPTION) HOWEVER CAUSED AND ON ANY THEORY OF LIABILITY, WHETHER IN CONTRACT, STRICT LIABILITY, OR TORT (INCLUDING NEGLIGENCE OR OTHERWISE) ARISING IN ANY WAY OUT OF THE USE OF THIS SOFTWARE, EVEN IF ADVISED OF THE POSSIBILITY OF SUCH DAMAGE.

## Safety Information

### CE Declaration of Conformity



In some countries/regions, such as France, there are restrictions on the use of Wi-Fi®. If you intend to use Wi-Fi® on the handset abroad, check the local laws and regulations beforehand.

Hereby, Sharp Telecommunications of Europe Ltd, declares that this IS17SH is in compliance with the essential requirements and other relevant provisions of Directive 1999/5/EC.

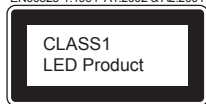
A copy of the original declaration of conformity can be found at the following Internet address:  
<http://www.sharp.co.jp/k-tai/>

### ■ Mobile Light

**Do not point the illuminated light directly at someone's eyes.**

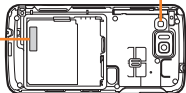
Do not use Mobile light near people's faces. Eyesight may be temporarily affected leading to accidents.

EN60825-1:1994 A1:2002 & A2:2001



Mobile light

CAUTION-CLASS 1M  
LED RADIATION WHEN OPEN  
DO NOT VIEW DIRECTLY WITH  
OPTICAL INSTRUMENTS



#### CAUTION:

Use of controls, adjustments or performance of procedure other than those specified herein may result in hazardous radiation exposure. As the emission level from Mobile light LED used in this product is harmful to the eyes, do not attempt to disassemble the cabinet. Servicing is limited to qualified servicing station only.

#### Mobile light source LED characteristics

- Continuous illumination
- Wavelength  
White: 400-700 nm
- Maximum output  
White: 910  $\mu$ W (inside cell phone 1.57 mW)

#### AC Adapter

Any AC adapter used with this handset must be suitably approved with a 5Vdc SELV output which meets limited power source requirements as specified in EN/IEC 60950-1 clause 2.5.

#### Battery - CAUTION

##### Use specified battery or Charger only.

Non-specified equipment use may cause malfunctions, electric shock or fire due to battery leakage, overheating or bursting.

Do not dispose of an exhausted battery with ordinary refuse; always tape over battery terminals before disposal. Take battery to an au Shop, or follow the local disposal regulations.

Charge battery in ambient temperatures between 5°C and 35°C; outside this range, battery may leak/overheat and performance may deteriorate.

#### Loudness warning

Excessive sound pressure from earphones and headphones can cause hearing loss.

#### Headphone Signal Level

The maximum output voltage for the music player function, measured in accordance with EN 50332-2, is 56 mV.

#### European RF Exposure Information

Your mobile device is a radio transmitter and receiver. It is designed not to exceed the limits for exposure to radio waves recommended by international guidelines. These guidelines were developed by the independent scientific organization ICNIRP and include safety margins designed to assure the protection of all persons, regardless of age and health.

The guidelines use a unit of measurement known as the Specific Absorption Rate, or SAR. The SAR limit for mobile devices is 2 W/kg and the highest SAR value for this device when tested at the ear was 0.141 W/kg<sup>\*\*</sup>.

As SAR is measured utilizing the devices highest transmitting power the actual SAR of this device while operating is typically below that indicated above. This is due to automatic changes to the power level of the device to ensure it only uses the minimum level required to reach the network. The World Health Organization has stated that present scientific information does not indicate the need for any special precautions for the use of mobile devices. They note that if you want to reduce your exposure then you can do so by limiting the length of calls or using a hands-free device to keep the mobile phone away from the head.

<sup>\*\*</sup> The tests are carried out in accordance with international guidelines for testing.

## FCC Notice

- This device complies with part 15 of the FCC Rules. Operation is subject to the following two conditions:  
(1) This device may not cause harmful interference, and (2) this device must accept any interference received, including interference that may cause undesired operation.
- Changes or modifications not expressly approved by the manufacturer responsible for compliance could void the user's authority to operate the equipment.

### Information to User

This equipment has been tested and found to comply with the limits of a Class B digital device, pursuant to Part 15 of the FCC Rules. These limits are designed to provide reasonable protection against harmful interference in a residential installation. This equipment generates, uses and can radiate radio frequency energy and, if not installed and used in accordance with the instructions, may cause harmful interference to radio communications.

However, there is no guarantee that interference will not occur in a particular installation; if this equipment does cause harmful interference to radio or television reception, which can be determined by turning the equipment off and on, the user is encouraged to try to correct the interference by one or more of the following measures:

1. Reorient/relocate the receiving antenna.
2. Increase the separation between the equipment and receiver.
3. Connect the equipment into an outlet on a circuit different from that to which the receiver is connected.
4. Consult the dealer or an experienced radio/TV technician for help.

### FCC RF Exposure Information

Your handset is a radio transmitter and receiver. It is designed and manufactured not to exceed the emission limits for exposure to radio frequency (RF) energy set by the Federal Communications Commission of the U.S. Government.

The guidelines are based on standards that were developed by independent scientific organizations through periodic and thorough evaluation of scientific studies. The standards include a substantial safety margin designed to assure the safety of all persons, regardless of age and health.

The exposure standard for wireless handsets employs a unit of measurement known as the Specific Absorption Rate, or SAR. The SAR limit set by the FCC is 1.6W/kg.

#### Highest SAR value:

Model	CDMA SHI17
FCC ID	APYHRO00158
At the Ear	0.357 W/kg
On the Body	0.120 W/kg

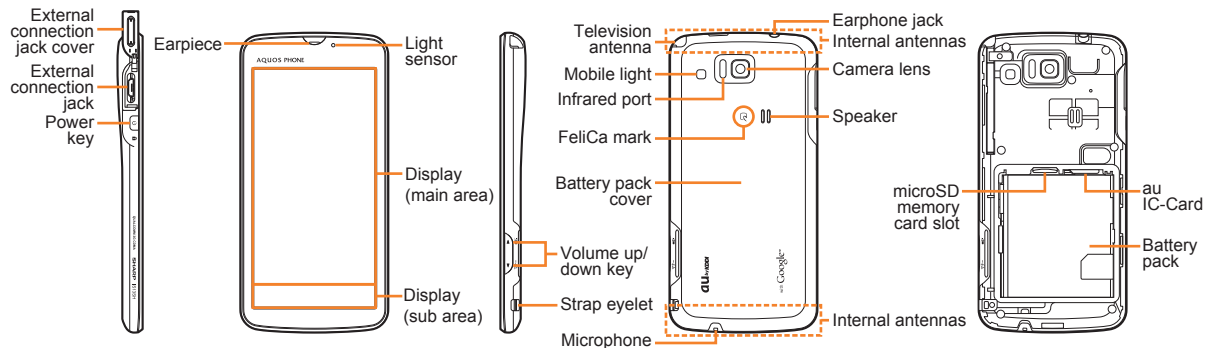
This device was tested for typical body-worn operations with the back of the handset kept 1.5 cm from the body. To maintain compliance with FCC RF exposure requirements, use accessories that maintain a 1.5 cm separation distance between the user's body and the back of the handset. The use of beltclips, holsters and similar accessories should not contain metallic components in its assembly.

The use of accessories that do not satisfy these requirements may not comply with FCC RF exposure requirements, and should be avoided.

The FCC has granted an Equipment Authorization for this model handset with all reported SAR levels evaluated as in compliance with the FCC RF emission guidelines. SAR information on this model handset is on file with the FCC and can be found at <http://www.fcc.gov/oet/fccid/> under the Display Grant section after searching on the corresponding FCC ID (see table above).

Additional information on Specific Absorption Rates (SAR) can be found on the Cellular Telecommunications & Internet Association (CTIA)

Website at <http://www.phonefacts.net>.



## Turning Power On and Off

### ● Turning Power On

Hold down for at least two seconds.

### ● Turning Power Off

Hold down for at least two seconds.

▶ Tap [Power off]. ▶ Tap [OK].

## Switching the Screen to English

On the home screen: Tap []. ▶ Tap [設定].

▶ Tap [言語とキーボード]. ▶ Tap [言語(Language)を選択].

▶ Tap [English].

## Checking Your Own Phone Number and Mail Address

On the home screen: Tap []. ▶ Tap [Settings]. ▶ Tap [Profile].

## Making and Answering a Call

### ● Making a Call

On the home screen: Tap [📞]. ▶ Tap [Phone].  
▶ Enter the phone number you want to call. ▶ Tap [Call].  
To end a call: Slide [🔍] in the left direction.

### ● Answering a Call

When the phone starts ringing, slide [🔍] in the right direction.  
When the phone starts ringing, tap [Answer] while the backlight illuminates (except when the unlock screen is displayed).  
To adjust the earpiece volume during a call: Press [🔊/🔇].

## Storing and Recalling Address Book Entries

### ● Storing an Entry

On the home screen: Tap [📞]. ▶ Tap [Address Book].  
▶ Tap [📄]. ▶ Tap [Add new entry].  
▶ Select the item you want to edit. ▶ Tap [Save]. ▶ Tap [Yes].

### ● Recalling an Entry

On the home screen: Tap [📞]. ▶ Tap [Address Book].  
▶ Select the record you want to recall.

## Using the Camera (Movie and Snapshot)

### ● Recording a Movie Clip

On the home screen: Tap [📷]. ▶ Tap [Video Camera].  
▶ Tap [📹] to start recording. ▶ Tap [🛑] to stop recording.

### ● Taking a Snapshot

On the home screen: Tap [📷]. ▶ Tap [Camera].  
▶ Tap [📷] to take a snapshot.

## Making an International Call

Ex: To call 212-123-XXXX in the USA  
On the home screen: Tap [📞]. ▶ Tap [Phone].

[0] [0] [1] [0] [1] [0] or [0] [1] [0] ▶ [1] ▶ [2] [1] [2]  
International access code | Area code  
Country code (USA)  
▶ [1] [2] [3] ▶ △△△△ ▶ Tap [Call].  
Number you want to call

## Other Handy Features

### ● Setting the Manner Mode

Hold down [🔇] for at least two seconds.  
▶ Tap [Manner mode].  
Repeat the above operation to disable the Manner Mode.

### ● Setting the Answer Memo (Voice Recording)

On the home screen: Tap [📞]. ▶ Tap [Settings].  
▶ Tap [Call settings]. ▶ Tap [Call/Ans Memo].  
▶ Tap [Answering memo setting]. ▶ Tap [ON].

**For inquiries, call:** Customer Service Center

For general information

- If you are calling from a landline phone: ☎️ 0077-7-111 (toll free)
- If you are calling from an au mobile phone: 157 (toll free)

For repairs, loss or theft

- If you are calling from a landline phone: ☎️ 0077-7-113 (toll free)
- If you are calling from an au mobile phone: 113 (toll free)