

## Turning Power On and Off

### ● Turning Power ON

Hold down  for at least two seconds.


### ● Turning Power Off

Hold down  for at least two seconds.

▶ Select[Power off]. ▶ Select[OK].


## Switching the Screen to English

On the home screen: Select[]. ▶ Select [設定].

Select[]. ▶ Select [言語と文字入力]. ▶ Select[言語(Language)を選択]

▶ Select[English].


## Checking Your Own Phone Number and Mail Address

On the home screen: Select[]. ▶ Select [Setting].

Select[]. Select [Profile].

## Making and Answering a Call


### ● Making a Call



On the home screen: Select [  ].

▶ Enter the phone number you want to call. ▶ Select [Call].

To end a call: Select [End call].

### ● Answering a Call


When the phone starts ringing, slide down [  Answer ] while the backlight illuminates (except when the unlock screen is displayed).

To adjust the earpiece volume during a call: Press  /  .

## Storing and Recalling Address Book Entries

### ● Storing an Entry

On the home screen: Select [Address Book] .

▶ Select [  ] .

▶ Select the item you want to edit. ▶ Select [Save]. ▶ Select [Yes].

### ● Recalling an Entry



On the home screen: Select [Address Book] .

▶ Select the item you want to recall.

## Using the Camera (Movie and Snapshot)


### ● Recording a Movie Clip

On the home screen: Select [  ] . Select [  ].

▶ Select [  ] to start recording. ▶ Select [  ] to stop recording.


### ● Taking a Snapshot

On the home screen: Select [  ].

▶ Select [  ] to take a snapshot.

## Making an International Call

Ex: To call 212-123-△△△△ in the USA

On the home screen: Select [  ].


[0][0][1][0][1][0] ▶ [1] ▶ [2][1][2]  
└──────────┘ └──┘ └──┘  
International Country Area  
access code code code (USA)

▶ [1][2][3] ▶ △△△△ ▶ Select [Call].

└──────────┘  
Number you want to call

## Other Handy Features


### ● Setting the Manner Mode

On the home screen: Select [  ]. ▶ Select [Sound setting].

▶ Select [Mode setting]. ▶ Select [Manner mode].

Repeat the above operation to disable the Manner Mode.

### ● Setting the Answer Memo (Voice Recording)


On the home screen: Select [  ]. ▶ Select [Call].

▶ Select [Call/Ans Memo]. ▶ Select [Answering memo setting].

▶ Select [ON].


*For inquires, call: Customer Service Center*

For general information

● If you are calling from a landline phone:  0077-7-111 (toll free)

● If you are calling from an au mobile phone: 157 (toll free)

For repairs, loss or theft

● If you are calling from a landline phone:  0077-7-113 (toll free)

● If you are calling from an au mobile phone: 113 (toll free)