

Turning Power On and Off

● Turning Power ON



Hold down  for at least two seconds.

● Turning Power Off

Hold down  for at least two seconds.

▶ Select[Power off]. ▶ Select[OK].

Switching the Screen to English

On the home screen: Select[ 設定]. ▶ Select [ 言語と文字入力].

▶ Select[言語 (Language)を選択]

▶ Select[English].

Checking Your Own Phone Number and Mail Address

On the home screen: Select[ Setting]. ▶ Select[ Profiles].

Making and Answering a Call


● Making a Call



On the home screen: Select [].

▶ Enter the phone number you want to call. ▶ Select [Call].

To end a call: Select [End call].

● Answering a Call

When the phone starts ringing, slide down [ Answer] while the backlight illuminates (except when the unlock screen is displayed).

To adjust the earpiece volume during a call: Press [ / ].

Storing and Recalling Address Book Entries

● Storing an Entry

On the home screen: Select [Address Book] .

▶ Select [] .

▶ Select the item you want to edit. ▶ Select [Save]. ▶ Select [Yes].



● Recalling an Entry



On the home screen: Select [Address Book] .

▶ Select the item you want to recall.

Using the Camera (Movie and Snapshot)

● Recording a Movie Clip

On the home screen: Select [] . Select [].

▶ Select [] to start recording. ▶ Select [] to stop recording.


● Taking a Snapshot

On the home screen: Select [].

▶ Select [] to take a snapshot.

Making an International Call

Ex: To call 212-123-△△△△ in the USA

On the home screen: Select [].

[0][0][1][0][1][0] ▶ [1] ▶ [2][1][2]
| | |
International Country Area
access code code code (USA)

▶ [1][2][3] ▶ △△△△ ▶ Select [Call].

Number you want to call

Other Handy Features


● Setting the Manner Mode

On the home screen: Select []. ▶ Select [Sound setting].

▶ Select [Mode setting]. ▶ Select [Manner mode].

Repeat the above operation to disable the Manner Mode.

● Setting the Answer Memo (Voice Recording)


On the home screen: Select []. ▶ Select [Call].

▶ Select [Call/Ans Memo]. ▶ Select [Answering memo setting].

▶ Select [ON].


For inquires, call: Customer Service Center

For general information

● If you are calling from a landline phone:  0077-7-111 (toll free)

● If you are calling from an au mobile phone: 157 (toll free)

For repairs, loss or theft

● If you are calling from a landline phone:  0077-7-113 (toll free)

● If you are calling from an au mobile phone: 113 (toll free)