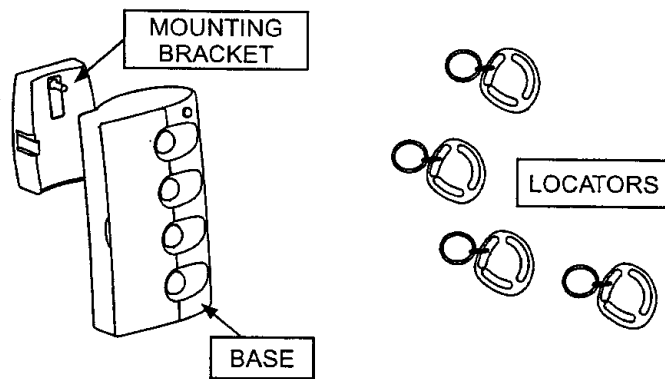


Description

"Now You Can Find It" consists of a BASE, a mounting bracket and four individual LOCATORS.

Attach a LOCATOR to an object and the next time you need to find the object, press the matching button on the BASE. The BASE signals the LOCATOR to beep and the beeps lead you to the LOCATOR (and the object).

For both products, change the batteries if they seem weak or do not appear to function properly.

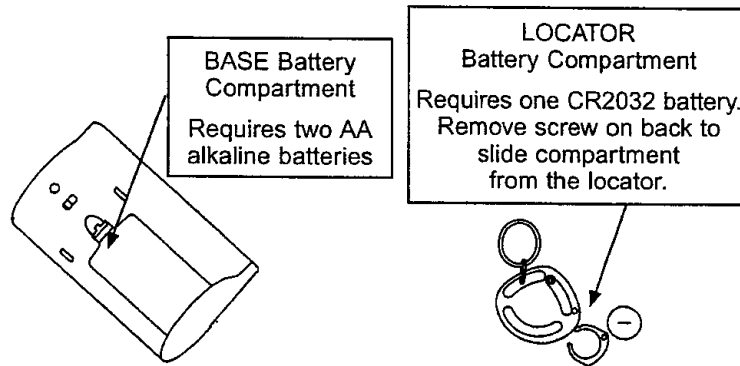


Batteries

The "Now You Can Find It" BASE requires two AA alkaline batteries. Each of the color-coded LOCATORS use size CR2032 button cell batteries.

The first set of batteries for the locator units has been factory-installed. Battery life varies according to frequency of use, but batteries for the LOCATORS should be changed at least once a year.

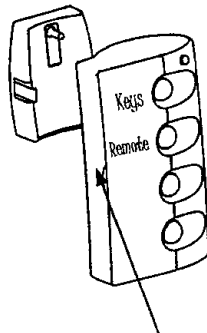
For both products, change the batteries if they seem weak or do not appear to function properly.



Mounts and Attachments

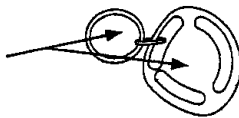
The mounting bracket is attached to any convenient location using double-sided adhesive, the magnetic strip, or by placing a screw in the wall and sliding the keyhole on the back over the screw.

When the BASE is slid onto the bracket it turns itself off.



Lift off the clear protector to access and personalize the button names by writing them on the paper sheet.

Attach the LOCATOR to any frequently misplaced object, using double-sided adhesive or suspend from the ring.



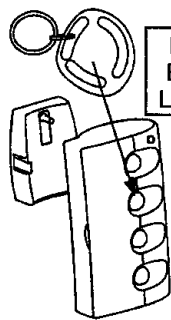
Operation

The BASE must be detached from the bracket to operate.

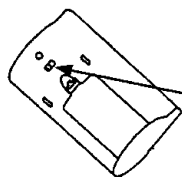
Press the button on the BASE that matches the color of the LOCATOR you are trying to find.

The BASE will send out several "Search" signals. If the signal reaches the LOCATOR, it will signal back with a series of "beeps".

It may be necessary to move about the area and press the button several times before locating the object. The LOCATOR and BASE will communicate within about a 30 foot range.



Button color of
BASE matches
LOCATOR color.



To prevent losing the BASE,
always return it to the bracket
when not in use. If it has
been left out of the bracket,
the BASE warns you after
two minutes and then "beeps"
continuously after six minutes.
This alert can be disabled by
changing the switch on the
back of the BASE.

FULL ONE-YEAR WARRANTY

What is Covered

This warranty covers any defects in materials or workmanship, with the exceptions stated below.

How Long Coverage Lasts

This warranty runs for one year from the date of original purchase.

What is Not Covered

This warranty does not cover damage caused by misuse or use other than as intended and described in the product instruction manual, or replacement of batteries.

What The Sharper Image Will Do

The Sharper Image will either repair any defects in materials or workmanship, or exchange the defective unit with a reconditioned unit. In the event repair or exchange is not possible, The Sharper Image will either replace this product with one of similar features and price, or refund the full purchase price of the product, whichever you prefer.

How to Obtain Service

Return the product and receipt, along with a brief explanation of the problem, to:

T.S.I. - Returns Department
2901-A West 60th Street
Little Rock, AR 72209

If you have questions

Please feel free to contact our customer service representatives at 1-800-344-5555 or by email at care@sharperimage.com.

This warranty gives you specific legal rights, and you may have other legal rights that vary from state to state.

Copyright 2001 Sharper Image Corporation

Printed in China

DAV

FCC ID: MNI-SI567 & FCC ID: MNI-SI567A
Made in China

This device complies with part 15 of the FCC Rules. Operation is subject to the following two conditions:

(1) This device may not cause harmful interference, and (2) this device must accept any interference received, including interference that may cause undesired operation.

WARNING:

Changes or modifications to this unit not expressly approved by the party responsible for compliance could void the user's authority to operate the equipment.

This equipment has been tested and found to comply with the limits for a Class B digital device, pursuant to Part 15 of the FCC Rules. These limits are designed to provide reasonable protection against harmful interference in a residential installation. This equipment generates, uses, and can radiate radio frequency energy and, if not installed and used in accordance with the instructions, may cause harmful interference to radio communications. However, there is no guarantee that interference will not occur in a particular installation.

If this equipment does cause harmful interference to radio or television reception, which can be determined by turning the equipment off and on, the user is encouraged to try to correct the interference by one or more of the following measures:

- Reorient or relocate the receiving antenna.
- Increase the separation between the equipment and receiver.
- Connect the equipment into an outlet on a circuit different from that to which the receiver is needed.
- Consult the dealer or an experienced radio/TV technician for help.