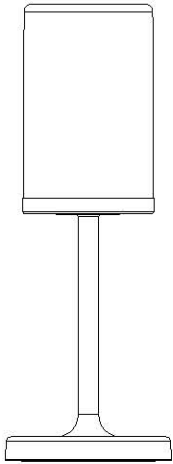
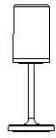


Smart LED table lamp with speaker



Thank you for choosing us. Please read this user manual before using the speaker.

Packing list



The speaker



User manual



USB cable

Specifications

Name: Smart LED table lamp with speaker

Model: A8

Charging Input: 5V/1A

Battery Capacity: 3.7V/2000mAh

Charging Time: about 5 hours

Speaker Spec: $\phi 52 \times 32 \text{mm}$

Speaker Power: 4Ω 5W (max)

Frequency Range: 70Hz-16KHz

Distortion: $\leq 0.5\%$

Whole Signal to Noise Ratio: $\geq 65 \text{dB}$

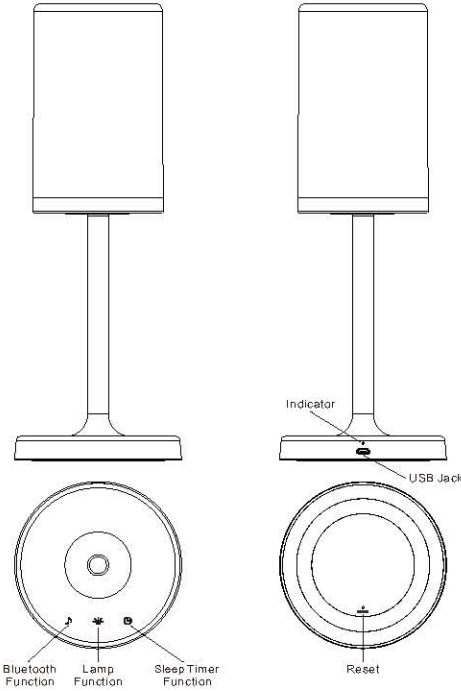
Main Material: ABS/PP

Size: $\phi 110 \times 302 \text{mm}$

Weight: about 6350g

Lamp power: 1.5W (max)

Button Functions



Button Icon

	Long touch to turn on/off Bluetooth Short touch to Play/Pause		Long touch to turn off light Short touch to turn on the lamp or adjust the brightness level
	Long touch to turn off timing mode Short touch to cycle changes at different time	RESET	Reset

Bluetooth Speaker Function

Step 1: Long touch "🎵" icon on the speaker for 3secs to turn on the Bluetooth speaker. There will be a power on tone and a flashing blue indicator.

Step 2: Open the Bluetooth setting on your phone or tablet PC, click "searching device" to find "Lightspeaker A8", and then click it to connect the speaker (Some phone may ask your password, please enter "1234" or "0000").

Step 3: There will be a connected tone and a shorten flashing blue indicator when the Bluetooth connected successfully.

Step 4: Open the music player on your phone or tablet PC to play the music you like, and the speaker will playback the music from your device.

Step 5: Short touch "🎵" icon on the speaker to play/pause the music when playing music, and please press the volume +/- key on your phone or tablet PC to adjust the volume for the speaker.

Step 6: Long touch "🎵" icon for 3secs to power off the speaker.

Note:

- The speaker just can be connected with only one Bluetooth device at one time.
- The speaker will try to reconnect with last Bluetooth device automatically when power on.
- The speaker can not be searched by other Bluetooth devices when it was be connected with a Bluetooth device or it was not power on.

Lamp Function

Short touch "☀️" icon to turn on the LED lamp and keep touching "☀️" icon to adjust several brightness level as cyclic: micro white, low white medium white, high white, orange, color breathe and color fixed. Long touch "☀️" icon to turn off the LED Lamp.

Sleep Timer Function

Short touch "🕒" icon to turn on the sleep timer when the speaker or the lamp was turned on. Keep touching "🕒" icon to switch different sleep timing time with the prompt voice as cyclic: 10, 20, 30, 60, 90, 120mins timing.

Long touch "🕒" icon to cancel the sleep timer.

The speaker and LED lamp will be turned off when reached the set timing.

Note:

The sleep timer just is active when the speaker or the LED lamp was turned on.

Charging

There is a tone to prompt charging when the speaker was in low battery state. Please charge the speaker with our provided USB cable and 5V/1A output USB compatible adapter. The indicator will be red when charging, and it will be off when the speaker is fully charged.

Note:

- Please charge the speaker 30mins at least when no use for a long time.
- When charging the speaker, please keep volume and brightness both below 50% using at the same time.

Reset

If the speaker does not react to any instruction, please press "RESET" button with a thin needle to reset the speaker.

Frequently Asked Questions

Questions	Solutions
Unsuccessful pairing for connection	<ol style="list-style-type: none"> make sure the speaker is in Bluetooth mode. make sure the the speaker has not been connected with other device. check if there are many Bluetooth device working around. try to restart the Bluetooth of the phone or tablet.
No voice or Distortion of sound	<ol style="list-style-type: none"> check the volume of your phone or tablet and adjust the vol. check if the battery is too low, please recharge it.
Music breaking play	<ol style="list-style-type: none"> check if the device is beyond the effective connection. check if there is any obstacle between the speaker and your device.
The indicator not shining in Bluetooth	<ol style="list-style-type: none"> the battery is low, please charge it. please reboot the speaker.

Precautions

- Please store and use the product in room temperature environment.
- Do not expose this product in rain or wet conditions.
- Do not drop or bump this product.
- Do not disassemble, repair, or modify the product.
- Please use the power charge with rated voltage for the speaker.
- It may cause hearing damage if playing music in high volume for a long time. Consider avoiding excessively high volume when playing music for a long time.
- Disassemble this product will invalidate the warranty.

Note:

Any changes or modifications not expressly approved by the party responsible for compliance could void the user's authority to operate this equipment.

This device complies with part 15 of the FCC Rules. Operation is subject to the following two conditions: (1) This device may not cause harmful interference, and (2) this device must accept any interference received, including interference that may cause undesired operation.