

User's Manual



Model No: B032

**Wireless Headphone With
Microphone**

Important safety instruction

If used in the correct method, this design and production of this product can ensure your personal safety completely. However, any inappropriate use may lead to potential risk and danger of electric shock or fire hazard. Please read all the safety instructions before installing and using the product. In particular, attention shall be given to the following information:

1. It needs to be stored or used in the ambient temperature.
2. It shall not be placed in water or wet locations.
3. It can't be disposed randomly for it may cause environmental pollution.
4. Without approval, It shall not be disassembled or repaired.
5. The built-in lithium battery can't be disposed in the fire or other places to prevent causing fire hazards.
6. It shall be cleaned with dry cloth.
7. Whenever there is damage, it needs to be repaired by professional personnel.

Charging the battery

Fully charge the battery for about 2 hours before using the battery for the first time.

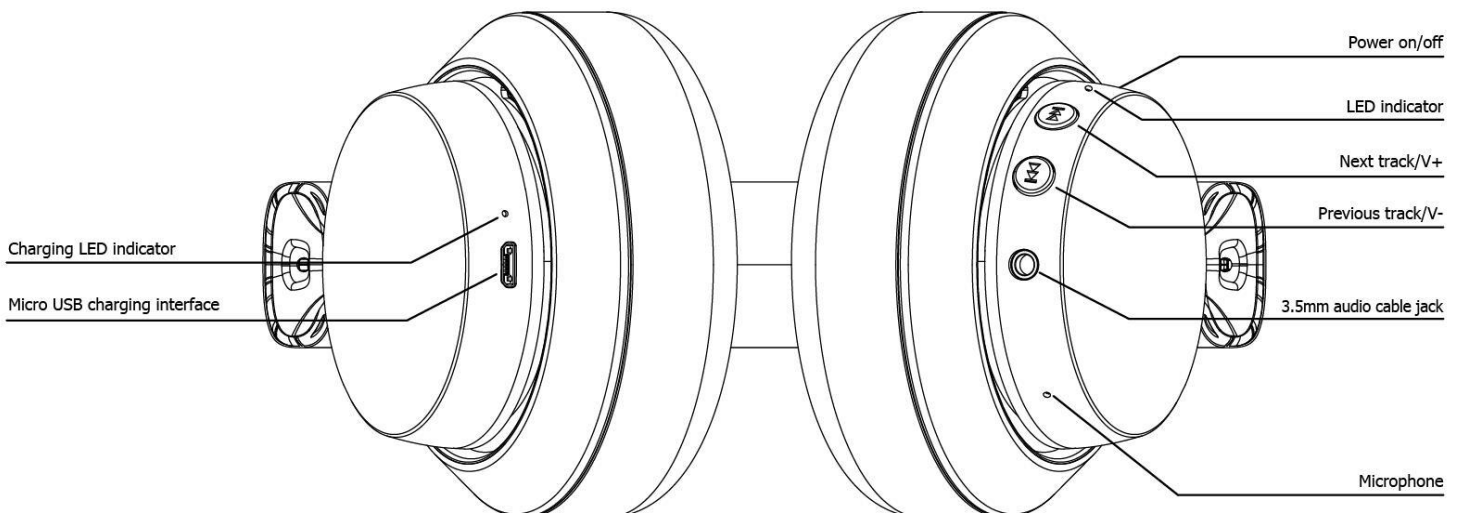
1. Plug the smaller end of USB charging cable into the Micro-USB interface of the connector.
2. Next, plug the other end of USB charging cable into other power charging devices or a computer with the power on.

Status	LED indicator
Low battery	Red LED light flash once per 1s, 3.3V alarm, 3.0V shutdown
Charging	The red light solid on.
Fully charged	The red indicator will go out .

Package content

1. Wireless headphone
2. Micro USB charging cable
3. 3.5mm audio cable
4. User manual






Earphone indicator












Product feature


Pairing name	B032
Li-battery capability	500 mAh
Talking time	20hours
Playing time	20hours
Standby time	3 months
Charging time	2 hours
Charger mode	Micro USB 5V/1A
Straight-line distance	A single earphone bluetooth distance will be more than 10 meters indoor , outdoor more than 7 meters.
It is necessary to enter the passcode if bluetooth connection version 2.0 below	0000

B021 bluetooth earphone instructions

Function	Key operation	LED status
Power on	Long press button"  "about 2 seconds	standby (Reconnection): blue LED light flash once per 1s
Power off	Long press button"  "about 4 seconds, when the shutdown issued a "POWER OFF" voice prompts	Red LED light go out after 2s
pairing	Long press button"  "about 4 seconds, enters into pairing mode, there is voice prompts "Ready to pair,turn on bluetooth pin code zero zero zero zero" . Pairing successful has voice prompt" Pairing complete". If connected, voice prompt says "connected ".	Red and blue LED slow flash 100 ms alternately
Standby state	The device turns on but disconnected	Blue led flash once per 1s
	The device turns on and connect Bluetooth but doesn' t work	Red LED light go out after 2s
Disconnect state	When Bluetooth of the device disconnected, there is "disconnected" voice prompt. Blue led light flashes.	Blue led flash once per 1s
Play	Short press button"  "	Blue LED light solid on
Pause	Short press button"  "	Blue LED light solid on

Volume up	Short press button"  "(15 Level)	Blue LED light solid on
Volume down	Short press button"  "(15 Level)	Blue LED light solid on
Next track	Long press button"  " for 3 seconds	Blue LED light solid on
Previous track	Long press button"  " for 3 seconds	Blue LED light solid on
Incoming call	Short press button"  "	When the call: red LED light flash twice per 1s
		After answering: Blue LED light solid on
Reject call	Long press button"  "about 2 seconds	After reject call blue LED light solid on
End call	Short press button"  "	After end call blue LED light solid on
Last number redial	Long press button"  "about 2 seconds	Red LED light flash twice per 1s
Sound Switch	Long press button"  "about 2 seconds	Blue LED light solid on

Bluetooth pairing

In the shutdown state, long press button“  ”about 5 seconds is enter into pairing mode (where The first device and the second device can be matched), 1 minute without matching into standby, 10 minutes connectionless automatic shutdown. When The first device matching success , there is “PAIRING SUCCESSFULLY” voice prompt, connection successful has “ CONNECT” voice prompt, at the same time, the “left channel” audio sound is heard in the primary headphone; the “ right channel ” audio sound is heard in the secondary headphone. After the first device is successful connection can search with the primary headphone matching, if paired, there is “PAIRING SUCCESSFULLY SECOND DEVICE CONNECT” voice prompt. if connected, voice prompt says “connected ”.

Trouble shooting

Q1. Why can't I power on the headphone?

A1.1. The earphone may have run out of the battery power. Please charge the battery using the charging cable.

Q2. Why can't I connect the earphone to my bluetooth device?

A2.1. The bluetooth function on your device may have been turned off. Please turn on the bluetooth function on your device and allow it to search for compatible devices.

A2.2. The earphone may have been connected to another device.

Please disconnect (unpair) the headphone from the previous device before connecting them to a new one.

A2.3. The earphone may not have been recognized by your device.

Please turn off the headphone, turn them back on, search for the headphone on your bluetooth enabled device, and make the connection again.

A2.4. The earphones may be too far away from your bluetooth device. Please make sure that the headphones are close enough to your device, and there is no obstacle between them.

Q3. Why aren't the earphones playing sound tracks in the bluetooth mode?

A3.1. The earphones may not have been selected as the output device.

Please adjust the settings on your bluetooth enabled device to use the earphones to play the sound tracks.

A3.2. The volume may have been adjusted to the minimum. Please press to increase the volume.

Q4. Why is the sound quality very poor in the bluetooth mode?

A4.1. The bluetooth connection may not be in its optimal condition. Please make sure that the earphones are close enough to your device, and there is no obstacle between them.

FCC Caution.

This device complies with part 15 of the FCC Rules. Operation is subject to the following two conditions: (1) This device may not cause harmful interference, and (2) this device must accept any interference received, including interference that may cause undesired operation.

Any Changes or modifications not expressly approved by the party responsible for compliance could void the user's authority to operate the equipment.

Note: This equipment has been tested and found to comply with the limits for a Class B digital device, pursuant to part 15 of the FCC Rules. These limits are designed to provide reasonable protection against harmful interference in a residential installation. This equipment generates uses and can radiate radio frequency energy and, if not installed and used in accordance with the instructions, may cause harmful interference to radio communications. However, there is no guarantee that interference will not occur in a particular installation. If this equipment does cause harmful interference to radio or television reception, which can be determined by turning the equipment off and on, the user is encouraged to try to correct the interference by one or more of the following measures:

-Reorient or relocate the receiving antenna.

-Increase the separation between the equipment and receiver.

-Connect the equipment into an outlet on a circuit different from that to which the receiver is connected.

-Consult the dealer or an experienced radio/TV technician for help.

The device has been evaluated to meet general RF exposure requirement. The device can be used in portable exposure condition without restriction.