
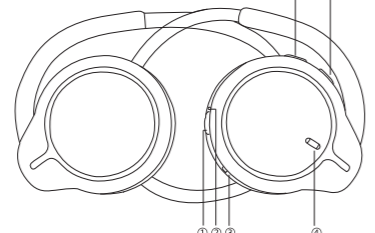
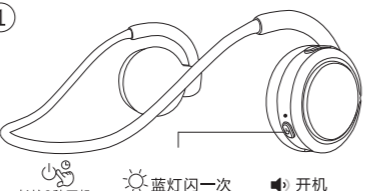
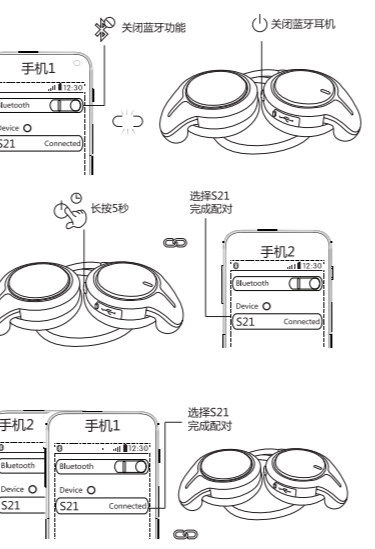
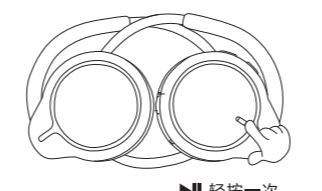
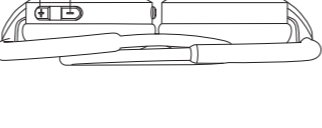
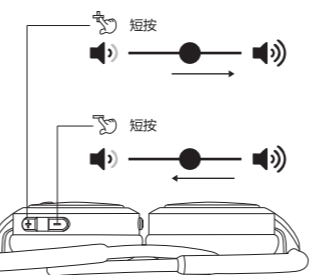
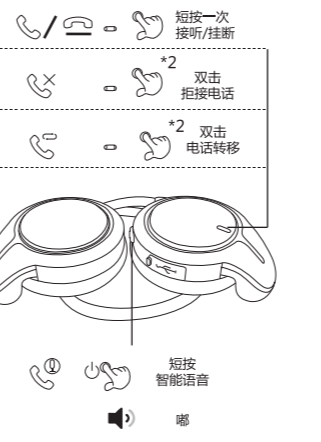

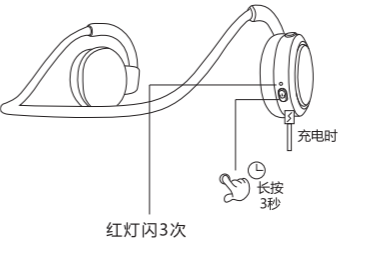

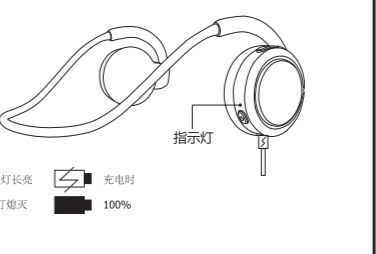
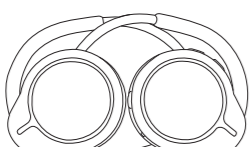
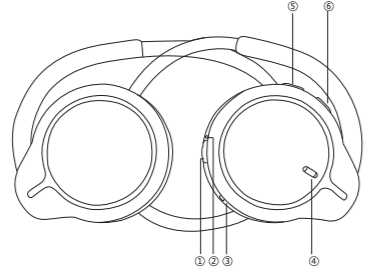
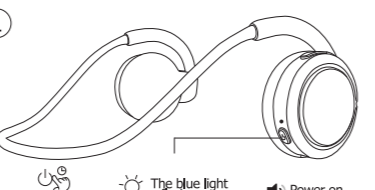
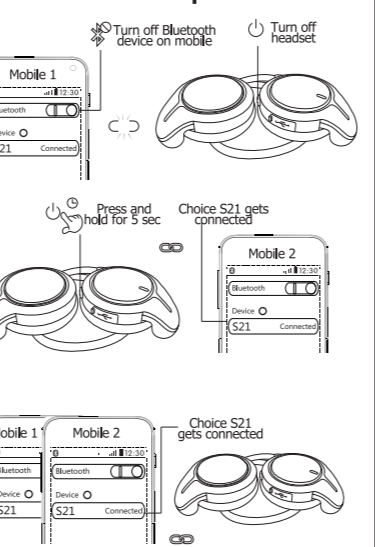
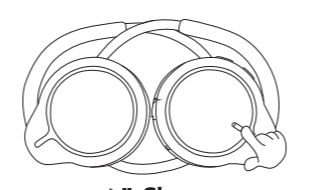
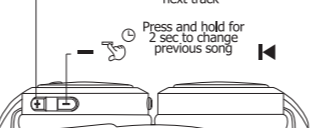
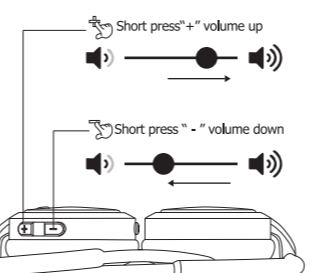
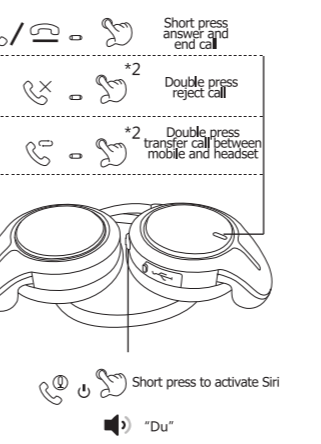
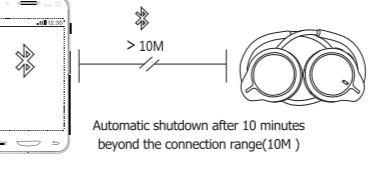
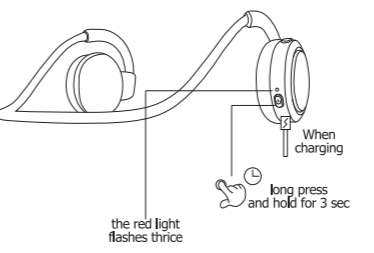
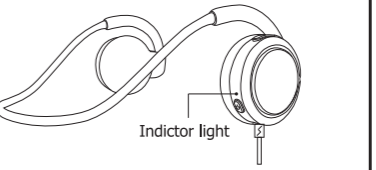


S21 尺寸：550\*80mm 材质：铜版纸 按裁片折页：风琴折 黑白印刷

<div>用户手册</div> <div>感谢您购买本公司产品。为确保实现本产品的最佳性能，请仔细阅读本手册。本手册将指导您使用S21产品。</div> <div></div> <div>S21</div> <div>FCC ID: UHB-S21</div>	<div>1.快速识别</div> <div></div> <div>① 开/关机 ② 指示灯 ③ 充电孔</div> <div>④ 多功能键 ⑤ 上一曲/音量减 ⑥ 下一曲/音量加</div>	<div>2.开/关机与配对</div> <div></div> <div>① 长按3秒开机 蓝灯闪一次 开机</div> <div>② 长按3秒关机 红灯闪一次 关机</div> <div>③ 长按5秒关机 红蓝交替快闪 进入配对</div> <div>④ 打开设备上的蓝牙选择S21 配对成功</div>	<div>3.连接两部手机</div> <div></div> <div>① 关闭蓝牙功能 关闭蓝牙耳机</div> <div>② 长按5秒 选择S21完成配对</div> <div>③ 手机1 手机2 选择S21完成配对</div>	<div>4.播放/暂停</div> <div></div> <div>▶   轻按一次</div> <div>5.曲目控制</div> <div></div> <div>+ 按住2秒为下一曲 ▶</div> <div>- 按住2秒为上一曲 ◀</div>	<div>6.音量调节</div> <div></div> <div>短按 音量增加</div> <div>短按 音量减少</div>	<div>7.通话功能</div> <div></div> <div>短按一次 接听/挂断</div> <div>*2 双击 拒接电话</div> <div>*2 双击 电话转移</div> <div>短按 智能语音</div> <div>嘟</div>	<div>8.连接距离</div> <div></div> <div>&gt; 10M</div> <div>超出连接范围 10分钟后自动关机</div> <div>9.恢复出厂设置</div> <div></div> <div>充电时 长按3秒 红灯闪3次</div>	<div>10.中英文切换</div> <div></div> <div>同时长按2秒 Switched to English/已切换为中文</div> <div>11.充电指示灯</div> <div></div> <div>红灯长亮 充电时</div> <div>灯熄灭 100%</div>	<div>技术参数</div> <div>符合蓝牙标准：V5.0</div> <div>支持：HSP、HFP、A2DP、AVRCP</div> <div>发射功率：Class2</div> <div>无线连接范围：≤10m</div> <div>操作频率范围：2.402GHz-2.480GHz</div> <div>耳机充电时间：≤3.5小时</div> <div>音乐时间：≥16小时</div> <div>耳机待机时间：≥300小时</div> <div>USB充电电源：≤5V/1A</div>
---	--	---	--	--	--	--	---	--	---

<div>User manual</div> <div>Thank you for buying our products. To ensure the best performance of this product please read this manual carefully. This manual will guide you use the product</div> <div></div> <div>S21</div>	<div>1.Button recognition</div> <div></div> <div>① Power On/Off ② Indicator light</div> <div>③ Charging port ④ MFB button/ Multi Function Button</div> <div>⑤ Previous/Volume - ⑥ Next track /Volume +</div>	<div>1.Power on and Pairing</div> <div></div> <div>① The blue light flash once Power on</div> <div>The red light flash once Power off</div> <div>The red and blue light flashes alternately Pairing model</div> <div>② Turn on your Bluetooth device and search the headset "S21" gets connecting with headset</div>	<div>3.Connect with two phones</div> <div></div> <div>① Turn off Bluetooth device on mobile Turn off headset</div> <div>② Press and hold for 5 sec Choice S21 gets connected</div> <div>③ Mobile 1 Mobile 2 Choice S21 gets connected</div>	<div>4.Playing/ Pause</div> <div></div> <div>▶   Shore press</div> <div>5.Music Control</div> <div></div> <div>+ Press and hold for 2 sec to change next track ▶</div> <div>- Press and hold for 2 sec to change previous song ◀</div>	<div>6.Volume Control</div> <div></div> <div>Short press "+" volume up</div> <div>Short press "-" volume down</div>	<div>7.Management Calls</div> <div></div> <div>Short press answer and end call</div> <div>*2 Double press reject call</div> <div>*2 Double press transfer call between mobile and headset</div> <div>Short press to activate Siri</div> <div>"Du"</div>	<div>8.Working Distance</div> <div></div> <div>&gt; 10M</div> <div>Automatic shutdown after 10 minutes beyond the connection range(10M )</div> <div>9.Factory Reset</div> <div></div> <div>When charging 长按3秒 the red light flashes thrice</div>	<div>8.Charging indicator</div> <div></div> <div>Indicator light</div> <div>The red charging indicator light goes off when fully charged</div> <div>技术参数</div> <div>Correspond with:V5.0</div> <div>Support:HSP、HFP、AVRCP、A2DP</div> <div>Transmittig Power:Class2</div> <div>Working Distance Range:≤10m</div> <div>Frequency Range:2.402GHz-2.480GHz</div> <div>Earphone Charging Time:≤3.5hours</div> <div>Music Time:≥16 hours</div> <div>Charging Time Of Charging Box:≤2.5 hours</div> <div>NOTE: This equipment has been tested and found to comply with the limits for a Class B digital device, pursuant to part 15 of the FCC Rules. These limits are designed to provide reasonable protection against harmful interference in a residential installation. This equipment generates uses and can radiate radio frequency energy and, if not installed and used in accordance with the instructions, may cause harmful interference to radio communications. However, there is no guarantee that interference will not occur in a particular installation. If this equipment does cause harmful interference to radio or television reception, which can be determined by turning the equipment off and on, the user is encouraged to try to correct the interference by one or more of the following measures: - Reorient or relocate the receiving antenna. - Increase the separation between the equipment and receiver. -Connect the equipment into an outlet on a circuit different from that to which the receiver is connected. -Consult the dealer or an experienced radio/TV technician for help Changes or modifications not expressly approved by the party responsible for compliance could void the user's authority to operate the equipment. This device complies with Part 15 of the FCC Rules. Operation is subject to the following two conditions: (1) this device may not cause harmful interference, and (2) this device must accept any interference received, including interference that may cause undesired operation.</div>
---	---	--	---	---	--	--	--	---