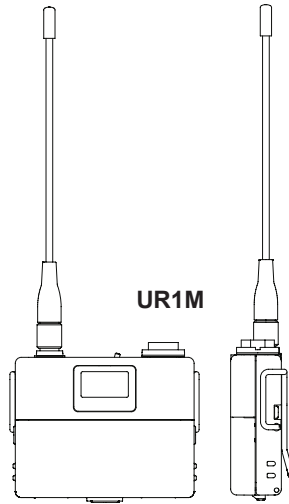


### Specifications:

The following specifications apply to the UR1M micro bodypack only.



### Features

- Same audio performance as UR1
- Rapid two-way infrared (IR) data transmission
- User-adjustable RF output level (10 mW or 50 mW)
- Operates with two type of primary batteries: alkaline or lithium
- Audio signal is input through a TA4F connector (UR1M) or a LEMO connector (UR1MLEMO3)
- Selectable battery metering by battery type
- Audio metering on UR1M transmitter that is the same as UR4 receiver

Frequency Range	
Band	Range
G1	470-530 MHz
H4, H4E	518-578 MHz
J5	578-608, 614-638 MHz
J5E	578-638 MHz
L3E, L3	638-698 MHz
Q5	740-814 MHz
Q6	740-752 MHz
Q9	740-806 MHz
R9	790-865 MHz
R16, R18	794-806 MHz
A24	779-788, 797-806 MHz
JBX	806-810 MHz
X1	944-952 MHz

### Battery Life (Typical):

<b>Alkaline</b>	5 hours (normal RF power) 3 hours (high RF power)
<b>Lithium primary</b>	9 hours, typical
<b>NiMH</b>	3 hours, typical

### Select Battery Type:

Set the the micro bodypack transmitter switch to **ON**

Press **enter** key, then scroll using **◀** button to select battery type. Press **enter** key to confirm.

### Overall Dimensions

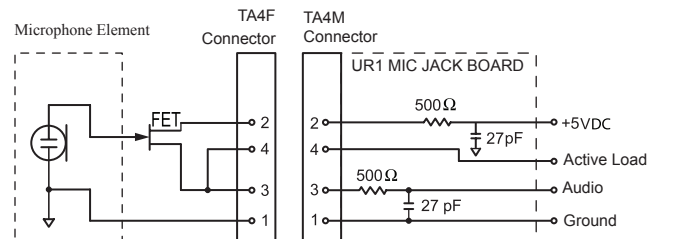
49 mm L x 60 mm W x 17 mm D (1.9 x 2.38 x 0.66 in.)

### Net Weight

62 g (2.2 oz.) without batteries

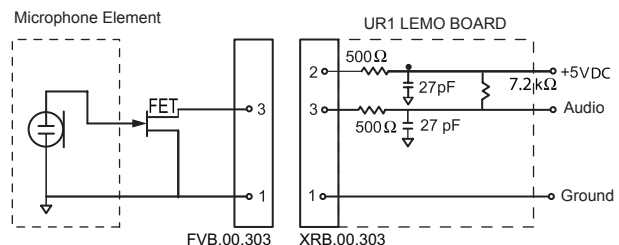
### Wiring

TA4F Connector



NOTE: LAVALIER MIC TIES PINS 3 AND 4 TOGETHER—GUITAR CABLE DOES NOT.

### LEMO Connector



### RF Carrier Frequency Range

470-865, 944-952 MHz depending on region

### Working Range

150 m (500 ft.), under typical conditions  
500 m (1600 ft.) **line-of-sight, outdoors**  
**for a single system**

**NOTE:** Actual working range depends on RF signal absorption, reflection and interference

### RF Power Output

10 mW or 50 mW depending on region

### Power Requirements:

Two 1.5V AAA alkaline, primary lithium, and NiMH batteries

### Current Drain:

130 mA max. at 3V (normal RF power setting)  
200 mA max. at 3V (high RF power setting)

## UR1M Transmitter RF Output

Connector:	SMA
Actual Impedance:	50 $\Omega$
Pin Assignments:	Shell = Ground Center = Signal

## UR1M Transmitter Audio Input

<b>Connector:</b>	4-Pin male mini connector (TA4M) 3-Pin female mini connector (LEMO XRB.00.303)
<b>Input Configuration:</b>	Unbalanced, active
<b>Maximum Input Level:(1 kHz, 1% THD)</b>	+5 dBu (sensitivity 0 dB) +15 dBu (sensitivity -10 dB)
<b>TA4M Connector Pin Assignments:</b>	Pin 1: Ground Pin 2: +5 VDC bias Pin 3: Audio Pin 4: Tied through active load (on main board) to ground. (On instrument adapter cable, Pin 4 floats)
<b>LEMO Connector Pin Assignments:</b>	Pin 1: Ground Pin 2: +5 VDC bias Pin 3: Audio (8.2 k $\Omega$ between pin 2 and 3 internal to UR1M)

## REPLACEMENT PARTS AND ACCESSORIES

### Furnished Accessories

Antenna, 470-530 MHz.....	UA701
Antenna, 518-578 MHz.....	UA711
Antenna, 578-638 MHz .....	UA721
Antenna, 638-698 MHz .....	UA722
Antenna, 740-865 MHz .....	UA731
Antenna, 944-952 MHz .....	UA741

### Optional Accessories

Bodypack Pouch (Black) .....	WA581B
Bodypack Pouch (White).....	WA581W
3-Pin mini Lemo conversion kit.....	WA335
3-Pin mini Lemo Jack for Lavalier .....	WA336
Assembly Tool for WA336.....	WA337

## Certification

UR1M: Type Accepted under FCC Parts 74 (FCC ID: DD4UR1MA, DD4UR1MB, DD4UR1MC, DD4UR1MF, DD4UR1MG). Certified by IC in Canada under RSS-123 and RSS-102 (IC: 616A-UR1MA, 616A-UR1MB, 616A-UR1MC). Meets the essential requirements of the European R&TTE Directive 99/5/EC (ETSI EN 300-422 Parts 1 & 2, EN 301 489 Parts 1 & 9) and is eligible to carry the CE marking.

The "EU Declaration of Conformity" can be obtained from Shure Inc. or any of its European representatives. For contact information please visit [www.shure.com](http://www.shure.com)

## LICENSING INFORMATION:

Licensing: A ministerial license to operate this equipment may be required in certain areas. Consult your national authority for possible requirements.

Changes or modifications not expressly approved by Shure Incorporated could void your authority to operate the equipment. Licensing of Shure wireless microphone equipment is the user's responsibility, and licensability depends on the user's classification and application, and on the selected frequency. Shure strongly urges the user to contact the appropriate telecommunications authority concerning proper licensing, and before choosing and ordering frequencies.

## Information to User

This equipment has been tested and found to comply with the limits for a Class B digital device, pursuant to Part 15 of the FCC Rules. These limits are designed to provide reasonable protection against harmful interference in a residential installation. This equipment generates, uses and can radiate radio frequency energy and, if not installed and used in accordance with the instructions, may cause harmful interference to radio communications. However, there is no guarantee that interference will not occur in a particular installation. If this equipment does cause harmful interference to radio or television reception, which can be determined by turning the equipment off and on, the user is encouraged to try to correct the interference by one or more of the following measures:

- Relocate the receiving antenna.
- Increase the separation between the equipment and receiver.
- Connect the equipment into an outlet on a circuit different from that to which the receiver is connected.
- Consult the dealer

This Class B digital apparatus complies with Canadian ICES-003.

Cet appareil numérique de la classe B est conforme à la norme NMB-003 du Canada.

Operation of this device is subject to the following two conditions: (1) this device may not cause interference, and (2) this device must accept any interference, including interference that may cause undesired operation of the device.

**Note:** EMC conformance testing is based on the use of supplied and recommended cable types. The use of other cable types may degrade EMC performance.