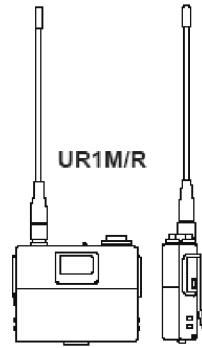


Specifications:

The following specifications apply to the UR1M/R micro bodypack only.



| Frequency Range | |
|-----------------|----------------------|
| Band | Range |
| G1 | 470-530 MHz |
| H4, H4E | 518-578 MHz |
| J5 | 578-608, 614-638 MHz |
| J5E | 578-638 MHz |
| L3, L3E | 638-698 MHz |
| Q5 | 740-814 MHz |
| Q6 | 740-752 MHz |
| Q10A | 740-787 MHz |
| R9 | 790-865 MHz |
| R16, R18 | 794-806 MHz |
| A24 | 779-788, 797-806 MHz |
| JBX | 806-810 MHz |
| X1 | 944-952 MHz |

Working Range

150 m (500 ft.), under typical conditions 500 m (1600 ft.) *line-of-sight, outdoors for a single system*

NOTE: Actual working range depends on RF signal absorption, reflection and interference

RF Carrier Frequency Range

470-865, 944-952 MHz depending on region

RF Power Output

Selectable 10 mW or 50 mW depending on region

Power Requirements:

Two 1.5V AAA alkaline, primary lithium, and NiMH batteries
Li-ion rechargeable battery Shure UR1M-BATT

Current Drain:

130 mA max. at 3V (normal RF power setting)
200 mA max. at 3V (high RF power setting)

Gain Adjustment Range

-20 to +35 dB
-10 dB recommended for guitar

Battery Life (Typical):

| | |
|-----------------|--|
| Alkaline | 6 hours (normal RF power) 4 hours (high RF power) |
| NiMH 1000 mA/H: | 6 hours (normal RF power) 4 hours (high RF power) |
| Lithium primary | 9 hours (normal RF power) 7 hours (high RF power) |
| Li-ion | 5 hours (normal RF power) |

Features

- Same audio performance as UR1
- Rapid two-way infrared (IR) data transmission
- User-adjustable RF output level (10 mW or 50 mW)
- Operates with three types of primary batteries: alkaline, lithium, and NiMH
- Optional Li-ion rechargeable battery and in-unit charging
- Audio signal is input through a TA4F connector (UR1M/R) or a LEMO connector (UR1M/RLEMO3)
- Selectable battery metering by battery type
- Audio metering on UR1M/R transmitter

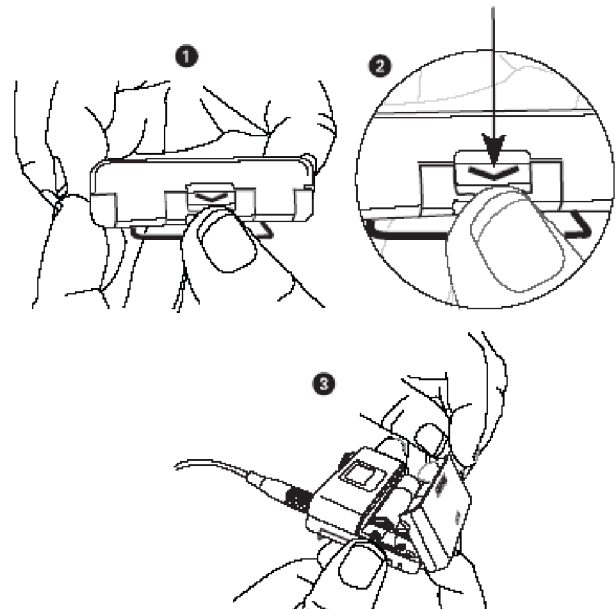
Select Battery Type:

Set the micro bodypack transmitter switch to **on**. Press **enter** key, then scroll using \odot button to select battery type. Press **enter** key to confirm.

Note: For the most accurate battery metering and performance, make sure to select the correct battery type.

To open the micro bodypack, see illustrations below:

Slide arrow down



Transmitter LCD Interface and Controls:

For additional information on the LCD Interface and controls, see UHF-R User Guide.

Overall Dimensions

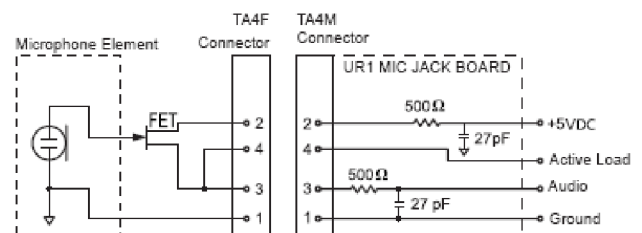
49 mm L x 60 mm W x 17 mm D (1.9 x 2.38 x 0.66 in.)

Net Weight

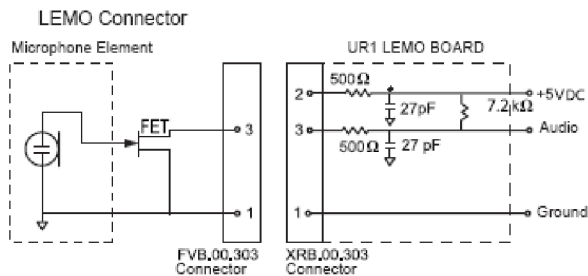
62 g (2.2 oz.) without batteries

Wiring

TA4F Connector



NOTE: LAVALIER MIC TIES PINS 3 AND 4 TOGETHER—GUITAR CABLE DOES NOT.



UR1M/R Transmitter Audio Input

| | |
|---|--|
| Connector: | 4-Pin male mini connector (TA4M) 3-Pin female mini connector (LEMO XRB.00.303) |
| Input Configuration: | Unbalanced, active |
| Maximum Input Level: (1 kHz, 1% THD) | +5 dBu (sensitivity 0 dB) +15 dBu (sensitivity -10 dB) |
| TA4M Connector Pin Assignments: | Pin 1: Ground Pin 2: +5 VDC bias Pin 3: Audio, 200 kΩ Pin 4: Tied through active load (on main board) to ground. (On instrument adapter cable, Pin 4 floats) |
| LEMO Connector Pin Assignments: | Pin 1: Ground Pin 2: +5 VDC bias Pin 3: Audio (8.2 kΩ between pin 2 and 3 internal to UR1M) |

UR1M/R Transmitter RF Output

| | |
|--------------------------|-----------------------------------|
| Connector: | SMA |
| Actual Impedance: | 50 Ω |
| Pin Assignments: | Shell = Ground Center = Signal |

REPLACEMENT PARTS AND ACCESSORIES

Furnished Accessories

| | |
|---------------------------|-------|
| Antenna, 470-530 MHz..... | UA700 |
| Antenna, 518-578 MHz..... | UA710 |
| Antenna, 578-698 MHz..... | UA720 |
| Antenna, 740-865 MHz..... | UA730 |
| Antenna, 944-952 MHz..... | UA740 |

Optional Accessories

| | |
|---|-----------|
| Bodypack Pouch (Black)..... | WA581B |
| Bodypack Pouch (White)..... | WA581W |
| 3-Pin mini Lemo conversion kit..... | WA335 |
| Rechargeable Li-ion Battery..... | UR1M-BATT |
| Rack Mount Tray for one or two UR1M-CHRG..... | URT2 |

Recharger UR1M-CHRG:

| | |
|-----------------------------|---------------|
| Argentina..... | UR1M-CHRG AR |
| Australia, New Zealand..... | UR1M-CHRG AZ |
| China..... | UR1M-CHRG CHN |
| Europe..... | UR1M-CHRG E |
| Japan..... | UR1M-CHRG J |
| Korea..... | UR1M-CHRG K |
| Taiwan..... | UR1M-CHRG TW |
| U.K..... | UR1M-CHRG UK |
| United States..... | UR1M-CHRG US |

Note

To fully interact with the Receiver, it is recommended to upgrade the UR4 firmware to 1.50 or higher and Shure Wireless Workbench to 5.0

Certification

UR1M/R: Certified under FCC Parts 74 (FCC ID: DD4UR1MRA, DD4UR1MRB, DD4UR1MRC, DD4UR1MF, DD4UR1MRG). Certified by IC in Canada under RSS-123 and RSS-102 (IC: 616A-UR1MRA, 616A-UR1MRB, 616A-UR1MRC). Meets the essential requirements of the European R&TTE Directive 99/5/EC (ETSI EN 300-422 Parts 1 & 2, EN 301 489 Parts 1 & 9) and is eligible to carry the CE marking.

The "EU Declaration of Conformity" can be obtained from Shure Inc. or any of its European representatives. For contact information please visit www.shure.com

LICENSING INFORMATION:

Licensing: A ministerial license to operate this equipment may be required in certain areas. Consult your national authority for possible requirements.

Changes or modifications not expressly approved by Shure Incorporated could void your authority to operate the equipment. Licensing of Shure wireless microphone equipment is the user's responsibility, and licensability depends on the user's classification and application, and on the selected frequency. Shure strongly urges the user to contact the appropriate telecommunications authority concerning proper licensing, and before choosing and ordering frequencies.

Information to User

This apparatus is for use in trade, professional or industrial applications and is not intended for sale to general public.

This equipment has been tested and found to comply with the limits for a Class B digital device, pursuant to Part 15 of the FCC Rules. These limits are designed to provide reasonable protection against harmful interference in a residential installation. This equipment generates, uses and can radiate radio frequency energy and, if not installed and used in accordance with the instructions, may cause harmful interference to radio communications. However, there is no guarantee that interference will not occur in a particular installation. If this equipment does cause harmful interference to radio or television reception, which can be determined by turning the equipment off and on, the user is encouraged to try to correct the interference by one or more of the following measures:

- Relocate the receiving antenna.
- Increase the separation between the equipment and receiver.
- Connect the equipment into an outlet on a circuit different from that to which the receiver is connected.
- Consult the dealer

This Class B digital apparatus complies with Canadian ICES-003.

Cet appareil numérique de la classe B est conforme à la norme NMB-003 du Canada.

Operation of this device is subject to the following two conditions: (1) this device may not cause interference, and (2) this device must accept any interference, including interference that may cause undesired operation of the device.

Note: EMC conformance testing is based on the use of supplied and recommended cable types. The use of other cable types may degrade EMC performance.