

Instruction Manual

THIS DEVICE COMPLIES WITH PART 15 OF THE FCC RULES. OPERATION IS SUBJECT TO THE FOLLOWING TWO CONDITIONS:

- 1) THIS DEVICE MAY NOT CAUSE HARMFUL INTERFERENCE, AND
- 2) THIS DEVICE MUST ACCEPT ANY INTERFERENCE RECEIVED, INCLUDING INTERFERENCE THAT MAY CAUSE UNDESIRABLE OPERATION.

**Contents:**

- R/C Bubble Z vehicle
- Transmitter
- Removable battery drawer for 6 x "AA" size batteries
- Instruction manual
- Bubble Solution

Keys Features:

- Radio control Bubble Z vehicle moves forward and spins
- Blowing bubbles while playing melodies.
- Action with or without blowing bubbles.

Safety Precautions:

- Parents, this toy is recommended for children 3 years and older. To ensure that your child's play is both safe and fun, please review the operating instructions with your children. If toy in the presence of children under 3 years of age, adult supervision is recommended.
 - **DO NOT** pick up moving vehicle
 - Keep hands, hair and loose clothing away from the tires and the wheel hubs when power switch is turned ON.
 - Remove battery pack and transmitter battery when not in use.
 - **DO NOT** operate your vehicle on street. Avoid hitting people, pets or home furnishings.
- Warning: Changes or modifications to this unit not expressly approved by the party responsible for compliance could void the user's authority to operate the equipment.

Cautions:

- Non-rechargeable batteries are not to be recharged.
- Do not use rechargeable batteries.
- Different types of batteries or new and used batteries are not to be mixed.
- Only batteries of the same or equivalent type as recommended are to be used.
- Batteries are to be inserted with correct polarity.
- Exhausted batteries are to be removed from the toy.
- The supply terminals are not to be short-circuited.


Care and Maintenance:

- Always remove batteries from the toy when it is not being used for a long period of time.
- Wipe the toy gently with a clean damp cloth.
- Keep the toy away from direct sunlight and/or direct heat.
- Do not submerge the toy into water that can damage the electronic assemblies.


Note:

- Parental guidance is recommended when installing or replacing batteries.
- New and alkaline batteries are recommended to use in this toy to obtain best and maximum performance.
- You are advised to replace with new batteries as soon as the function becomes impaired.
- Interference will cause loss of control or uncontrolled running of vehicle if used in vicinity of cordless telephones, baby monitors, electronic devices or other radio control devices.
- To race 2 vehicles at the same time, buy one vehicle with frequency 27MHz, another one with frequency 49MHz, If you buy 2 vehicles with the same frequency, their signals will interfere.
- Users should keep and retain this information for future reference.
- Users should keep strict accordance with the manufacturer's instructions while operating the product.

Battery requirement for Transmitter:

Power Supply : 
 Rating : DC 9V 0.4W
 Battery : 1 x 9V / 6LF22 / 6AM6
 Requires 1 x "9V" battery (not included)

Battery requirement for Vehicle:


Power Supply : 
 Rating : DC 9V 9.0W
 Batteries : 6 x 1.5V "AA" / LR6 / AM3
 Requires 6 x 1.5V "AA" size alkaline batteries (not included)

Silverlit[®]

Silverlit Toys (USA) Inc. 17800 Castleton Street, Suite #463, City of Industry, CA 91748, U. S. A. Tel.: 1-800-707-1159
 ©2001 Silverlit Toys Manufactory Limited. All rights reserved.

Radio Control Vehicle With Extra Blowing Bubble Fun in Rhythm

- Radio Control Fun
- Bubbles At The touch Of a Button
- Spins & Moves Forward
- Bubble Solution Included

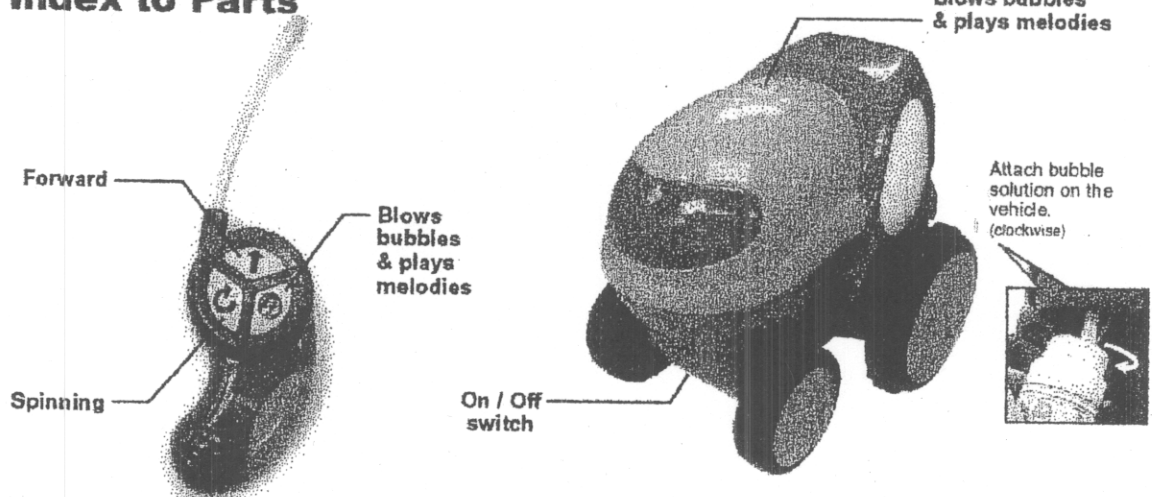


⚠ WARNING:
CHOKING HAZARD – Small parts.
 Not for Children under 3 years.

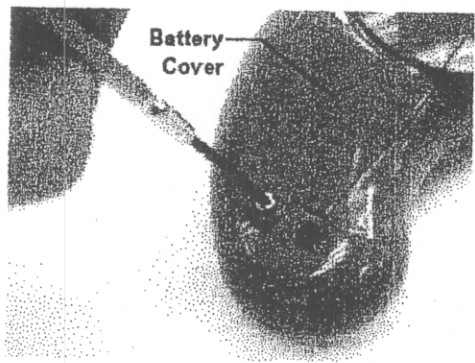
NOTE: This equipment has been tested and found to comply with the limits for a Class B digital device, pursuant to Part 15 of the FCC Rules. These limits are designed to provide reasonable protection against harmful interference in a residential installation. This equipment generates, uses and can radiate radio frequency energy and, if not installed and used in accordance with the instructions, may cause harmful interference to radio communications. However, there is no guarantee that interference will not occur in a particular installation. If this equipment does cause harmful interference to radio or television reception, which can be determined by turning the equipment off and on, the user is encouraged to try to correct the interference by one or more of the following measures:

- Reorient or relocate the receiving antenna.
- Increase the separation between the equipment and receiver.
- Connect the equipment into an outlet on a circuit different from that to which the receiver is needed.
- Consult the dealer or an experienced radio/TV technician for help.

Index to Parts



Transmitter



R/C Bubble Z Vehicle

