

Contents:

- R/C i-Bug vehicle
- Transmitter
- Instruction manual

Keys Features:

- Radio control R/C i-Bug vehicle moves forward and spins left / right with blinking eyes.
- Amazing sounds and flashing antenna.

Safety Precautions:

- Parents, this toy is recommended for children 3 years and older. To ensure that your child's play is both safe and fun, please review the operating instructions with your children. If toy in the presence of children under 3 years of age, adult supervision is recommended.
 - **DO NOT** pick up moving R/C i-Bug
 - Keep hands, hair and loose clothing away from the tires and the wheel hubs when power switch is turned **ON**.
 - **DO NOT** operate your R/C i-Bug on street. Avoid hitting people, pets or home furnishings.
- Warning: Changes or modifications to this unit not expressly approved by the party responsible for compliance could void the user's authority to operate the equipment.

Cautions:

- Non-rechargeable batteries are not to be recharged.
- Do not use rechargeable batteries.
- Different types of batteries or new and used batteries are not to be mixed.
- Only batteries of the same or equivalent type as recommended are to be used.
- Batteries are to be inserted with correct polarity.
- Exhausted batteries are to be removed from the toy.
- The supply terminals are not to be short-circuited.



Care and Maintenance:

- Always remove batteries from the toy when it is not being used for a long period of time.
- Wipe the toy gently with a clean damp cloth.
- Keep the toy away from direct sunlight and/or direct heat.
- Do not submerge the toy into water that can damage the electronic assemblies.



Note:

- Parental guidance is recommended when installing or replacing batteries.
- New and alkaline batteries are recommended to use in this toy to obtain best and maximum performance.
- You are advised to replace with new batteries as soon as the function becomes impaired.
- Interference will cause loss of control or uncontrolled running of R/C i-Bug if used in vicinity of cordless telephones, baby monitors, electronic devices or other radio controlled devices.
- To race 2 R/C i-Bugs at the same time, each must have a separate frequency. One with 27MHz, and the other with 49MHz, If both have the same frequency, their signals will interfere with each other.
- Users should keep and retain this information for future reference.
- Users should keep strict accordance with the manufacturer's instructions while operating the product.

Battery requirement for Transmitter:

 Power Supply : 
Rating : DC 9V 0.5W
Battery : 1 x 9V / 6LF2276AM6
Requires 1 x "9V" alkaline battery (not included)

Battery requirement for R/C i-Bug:

 Power Supply : 
Rating : DC 4.5V 4.5W
Batteries : 3 x 1.5V "AA" / LR6 / AM3
Requires 3 x 1.5V "AA" size alkaline batteries (not included)




This product is in compliance with the essential requirements and other relevant provisions of Directive 1995/5/EC.



⚠ WARNING:

**CHOKING HAZARD – Small parts.
Not for Children under 3 years.**



FCC Statements

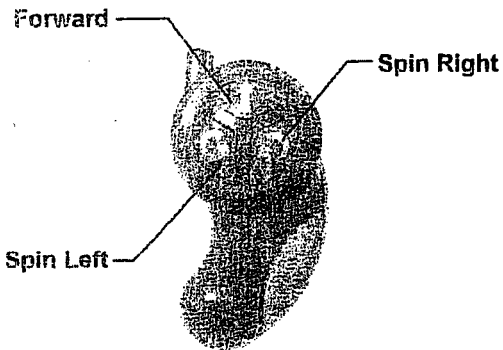
This device complies with part 15 of the FCC rules. Operation is subject to the following two conditions:

**1) This device may not cause harmful interference, and
2) This device must accept any interference received, including interference that may cause undesired operation.**
NOTE: This equipment has been tested and found to comply with the limits for a Class B digital device, pursuant to Part 15 of the FCC Rules. These limits are designed to provide reasonable protection against harmful interference in a residential installation. This equipment generates, uses and can radiate radio frequency energy and, if not installed and used in accordance with the instructions, may cause harmful interference to radio communications.


However, there is no guarantee that interference will not occur in a particular installation. If this equipment does cause harmful interference to radio or television reception, which can be determined by turning the equipment off and on, the user is encouraged to try to correct the interference by one or more of the following measures:

- Reorient or relocate the receiving antenna.
- Increase the separation between the equipment and receiver.
- Connect the equipment into an outlet on a circuit different from that to which the receiver is needed.
- Consult the dealer or an experienced radio/TV technician for help.

Index to Parts



Transmitter



R/C I-Bug vehicle

On / Off switch

