



Parts Manual



Conquest / 1700 / 2700 2WD Series Garden Tractors & Mower Decks

23HP Product

Mfg. No.	Description
1694818	1723H, 23HP Hydro RMO
1694819	Conquest, 23HP Hydro RMO
1694820	2723H, 23HP Hydro RMO
1695153	Conquest, 23HP Kohler Hydro RMO
1695154	1723H, 23HP B&S Hydro w/PS RMO
1695155	2723H, 23HP B&S Hydro w/PS RMO
1695226	Conquest, 23HP B&S Hydro (CE/Export)
2690745	Conquest, 23HP Hydro 2WD w/PS and 50" Mower Deck
2690746	Conquest, 23HP Hydro 2WD RMO and 50" Mower Deck
2690747	Conquest, 23HP Hydro 2WD RMO and 44" Mower Deck
2690748	1723H, 23HP Hydro 2WD RMO and 50" Mower Deck
2690749	1723H, 23HP Hydro 2WD w/PS RMO and 50" Mower Deck
2690750	2723H, 23HP Hydro 2WD RMO and 50" Mower Deck
2690751	2723H, 23HP Hydro 2WD w/PS RMO and 50" Mower Deck
2690753	Conquest, 23HP 2WD RMO and 44" Mower Deck (CE/Export)
2690799	Conquest, 23HP Hydro and 54" Mower Deck (CE/Export)

Mower Decks

Mfg. No.	Description
1695399	44" Mower Deck
1695400	44" Mower Deck
1695397	50" Mower Deck
1695589	50" Mower Deck

Part No.: 1735722

Rev. 12/2008

TP 400-4803-C-CQ-SMA

Not for
Reproduction

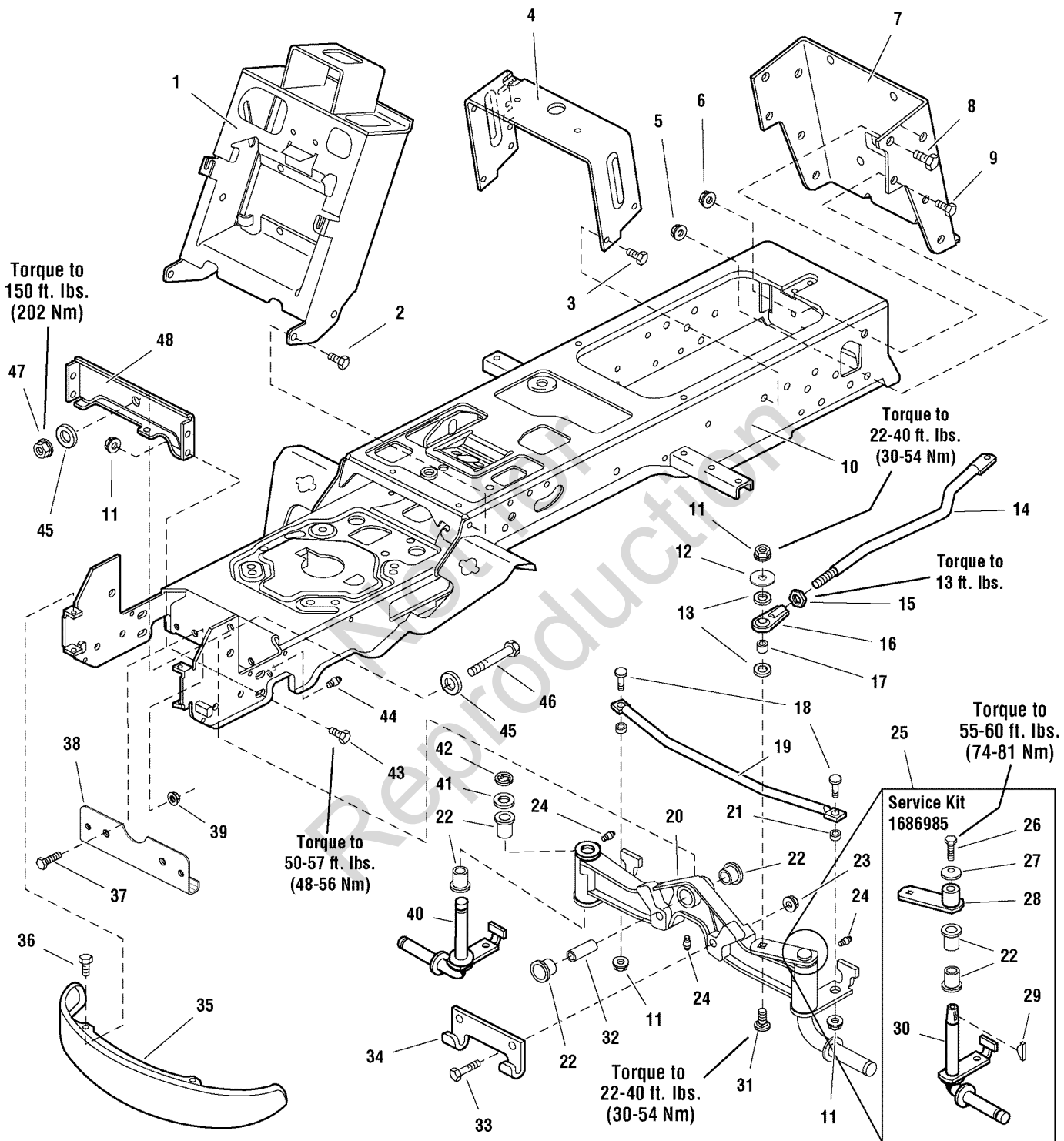
PRODUCT COMPONENTS	PAGES
Frame Group - Manual Steering	4
Frame Group - Power Steering	8
Power Steering & Hydraulic Lift Group	12
Steering Group - Manual Steering	14
Steering Group - Tilt Steering	16
Engine Group - 20HP, 22HP & 23HP Briggs & Stratton, Vanguard Twin	18
Engine Group - 23HP Kohler, Courage Twin	20
Transmission Group	22
Controls Group	26
Cruise Control Group	28
Electrical Group	30
Hood, Grille & Dash Group	34
Seat & Seat Deck Group	36
Lift Group - Manual Lift	38
Wheels & Tires Group	40
Decals Group - Brand & Model	42
Decals Group - Safety & Common	44
44" & 50" Mower Deck - Clutch & Support Group	46
44" Mower Deck - Height Adjustment & Roller Group	48
44" Mower Deck - Housing, Arbors & Blades Group	52
50" Mower Deck - Height Adjustment & Roller Bar Group	56
50" Mower Deck - Housing, Arbors & Blades Group	58
54" Mower Deck - Height Adjustment & Roller Bar Group	62
54" Mower Deck - Housing, Arbors & Blades Group	66
Torque Specification Chart	Inside Back Cover

Reproduction

Frame Group - Manual Steering

986747

NOTE: Unless noted otherwise, use the standard hardware torque specification chart.



The above parts group applies to the following Mfg. Nos.:

- | | |
|--------------------|--------------------|
| 1694818 - 1723H | 2690747 - Conquest |
| 1694819 - Conquest | 2690748 - 1723H |
| 1694820 - 2723H | 2690750 - 2723H |
| 1695153 - Conquest | 2690753 - Conquest |
| 1695226 - Conquest | 2690799 - Conquest |

Frame Group - Manual Steering

REF NO	PART NO.	QTY.	DESCRIPTION
1	1733139ASM	1	TOWER & SUPPORT ASSEMBLY
2	1923683SM	4	CAPSCREW, Hex Washer Head Taptite, 3/8-16 x 3/4
3	1960541SM	4	CAPSCREW, Hex Washer Head Taptite, 5/16-18 x 3/4
4	1723528ASM	1	SUPPORT, Seat Deck
5	1928352SM	2	NUT, Hex Flange 3/8-16 Whiz Lock, Large
6	1930644SM	2	NUT, Hex Flange Two-Way Lock, 1/2-13
7	1722602ASM	1	BACKPLATE
8	1923114SM	2	CAPSCREW, Hex Head 1/2-13 x 1, Black
9	1921210SM	2	CAPSCREW, Hex Head 3/8-16 x 1, Black
10	1726989ASM	1	FRAME ASSEMBLY, Front & Rear
11	1930645SM	7	NUT, Hex Flange Two-Way Lock, 3/8-16
12	1922755SM	1	WASHER, 3/8, Black
13	1960103SM	2	WASHER, 3/8, Black
14	1722541SM	1	LINK, Drag
15	1919262SM	1	NUT, Hex Jam 1/2-20
16	1702779SM	1	JOINT, Ball
17	1708236SM	1	SPACER, 3/8 x 1/2 x 5/8
18	1931350SM	2	CARRIAGE BOLT, 3/8-16 x 1
19	1722626ASM	1	ROD, Tie
20	1722200ASM	1	AXLE ASSEMBLY w/LH Spindle (Includes Ref. Nos. 22, 24, 41, 42 & 43)
21	1611705SM	2	SPACER, 25/64 x 5/8 x 5/16, Powder Metal
22	1721682SM	6	BUSHING, 31/32 x 1-1/4 x 3/4, Powder Metal
23	1930650SM	2	NUT, Hex Flange Two-Way Lock, 7/16-14
24	2821133SM	3	FITTING, Lube
25	1686985SM	1	SPINDLE REPLACEMENT KIT, LH (Includes Ref. Nos. 22, 26, 27, 28, 29 & 30)
26	2823485SM	1	CAPSCREW, 3/8-16 x 7/8, GR8
27	1663151SM	1	WASHER, Spring, 3/8
28	1725112SM	1	HUB & ARM ASSEMBLY
29	2830671SM	1	KEY, Woodruff
30	1724264SM	1	SPINDLE, LH
31	1931352SM	1	CARRIAGE BOLT, 3/8-16 x 1-1/2
32	1721752SM	1	SPACER, 11/16 x 21/32 x 2 3/32
33	1927531SM	2	CAPSCREW, Hex Head, 7/16-14 x 2 G8
34	1721918ASM	1	HOOK, "J"
35	1721805ASM	1	BUMPER, Black
35	1723502SM	1	BUMPER, Chrome
36	1960086SM	4	SCREW, Truss Head Torque Drive, 5/16-18 x 7/8
37	1930591SM	2	CAPSCREW, Hex Whiz Lock, 5/16-18 x 3/4
38	1724801ASM	1	PLATE, Axle Wear
39	1931277SM	2	NUT, Hex Flange Whix Lick, 5/16-18
40	1722199SM	1	SPINDLE, RH
41	1919394SM	1	WASHER
42	2832577SM	1	RETAINING RING

Footnotes

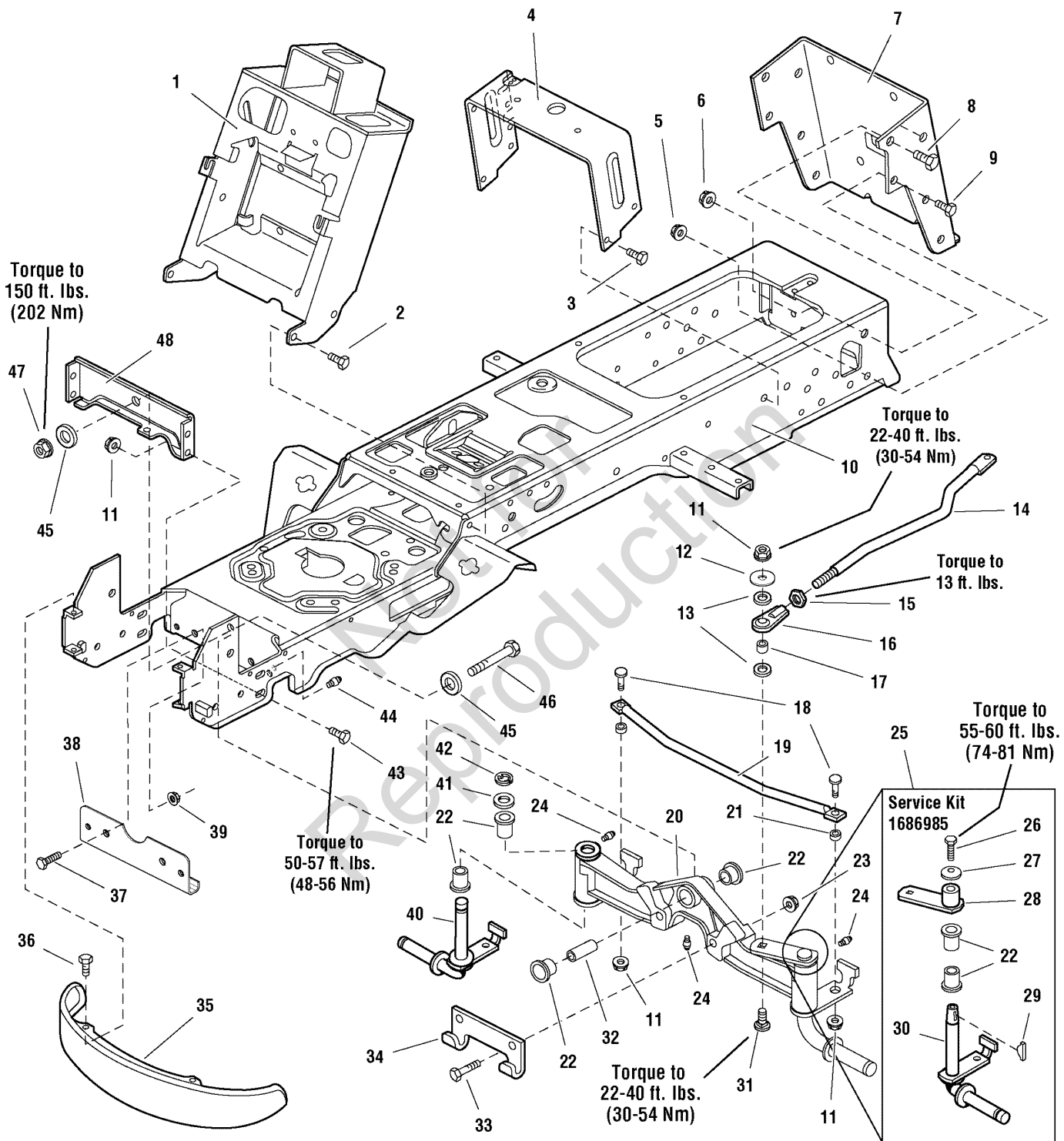
The above parts group applies to the following Mfg. Nos.:

1694818 - 1723H	2690747 - Conquest
1694819 - Conquest	2690748 - 1723H
1694820 - 2723H	2690750 - 2723H
1695153 - Conquest	2690753 - Conquest
1695226 - Conquest	2690799 - Conquest

Frame Group - Manual Steering

986747

NOTE: Unless noted otherwise, use the standard hardware torque specification chart.



The above parts group applies to the following Mfg. Nos.:

- | | |
|--------------------|--------------------|
| 1694818 - 1723H | 2690747 - Conquest |
| 1694819 - Conquest | 2690748 - 1723H |
| 1694820 - 2723H | 2690750 - 2723H |
| 1695153 - Conquest | 2690753 - Conquest |
| 1695226 - Conquest | 2690799 - Conquest |

Frame Group - Manual Steering

REF NO	PART NO.	QTY.	DESCRIPTION
43	1933260SM	4	CAPSCREW, Hex Flange Whiz Lock, 3/8-16 x 3/4
44	2821133SM	2	FITTING, Grease for Wear Plate
45	1960035SM	2	WASHER, 5/8
46	2860645SM	1	CAPSCREW, Hex Head, 5/8-11 x 3-1/2
47	2860646SM	1	NUT, Hex Flange Two-Way Lock, 5/8-11
48	1722212ASM	1	PLATE, Axle

Not for
Reproduction

Footnotes

The above parts group applies to the following Mfg. Nos.:

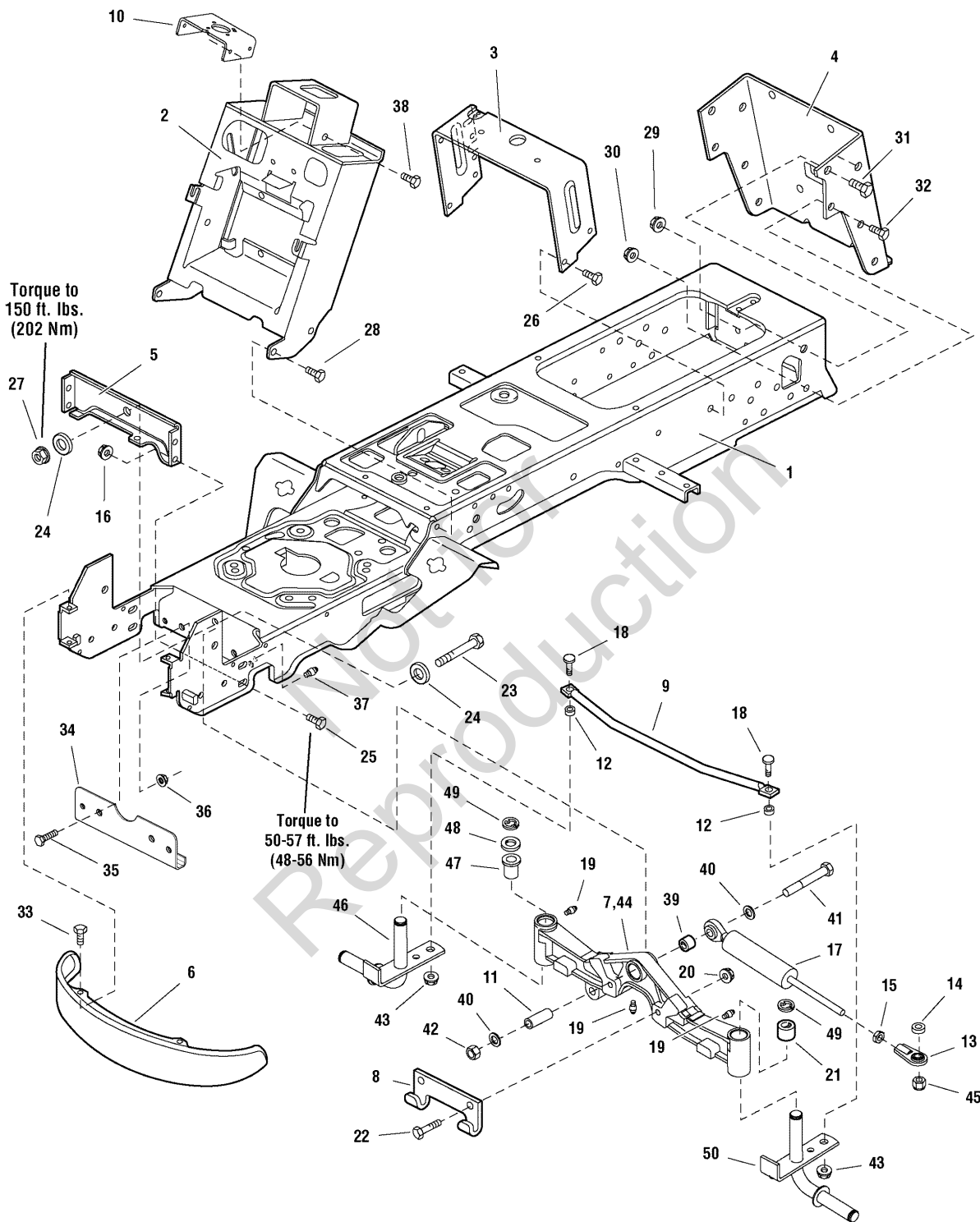
1694818 - 1723H	2690747 - Conquest
1694819 - Conquest	2690748 - 1723H
1694820 - 2723H	2690750 - 2723H
1695153 - Conquest	2690753 - Conquest
1695226 - Conquest	2690799 - Conquest

2690746 - Conquest

Frame Group - Power Steering

987426

NOTE: Unless noted otherwise,
use the standard hardware torque
specification chart.



The above parts group applies to the following Mfg. Nos.:

- 1695154 - 1723H
- 1695155 - 2723H
- 2690745 - Conquest
- 2690749 - 1723H
- 2690751 - 2723H

Frame Group - Power Steering

REF NO	PART NO.	QTY.	DESCRIPTION
1	1733765ASM	1	FRAME ASSEMBLY, Front & Rear
2	1733139ASM	1	TOWER & SUPPORT ASSEMBLY
3	1723528ASM	1	SUPPORT, Seat Deck
4	1722602ASM	1	BACKPLATE, Hitch
5	1722212ASM	1	PLATE, Axle Support
6	1721805ASM	1	BUMPER
7	1732937ASM	1	AXLE, SPINDLES & BUSHINGS ASSEMBLY (Includes Ref. Nos. 19, 21, 44, 45, 46, 47, 48, 49 & 50)
8	1721918ASM	1	HOOK, "J"
9	1732759ASM	1	ROD, Tie, Flat Ends
10	1733044ASM	1	SUPPORT, Steering Unit
11	1721752SM	1	SPACER, Powdered Metal
12	1611705SM	2	SPACER
13	1702779SM	1	JOINT, Ball, 1/2-20 Thread
14	1719725SM	1	SPACER
15	1919262SM	1	NUT, Hex Jam, 1/2-20
16	1930645SM	4	NUT, Hex Flange, 3/8-16 Two-Way Lock
17	1732439SM	1	CYLINDER, Hydraulic Steering
18	1931350SM	2	CARRIAGE BOLT, 3/8-16 x 1 G5
19	1704314SM	3	FITTING, Lube 1/4 Drive
20	1930650SM	2	NUT, Hex Flange 7/16-14 Two Way Lock
21	1732208SM	1	SPACER, Powdered Metal
22	1927531SM	2	CAPSCREW, Hex Head 7/16-14 x 2 G8
23	2860645SM	1	CAPSCREW, Hex Head 5/8-11 x 3-1/2 G5
24	1960035SM	2	WASHER, 5/8
25	1933260SM	4	SCREW, Hex Whiz Lock Flange 3/8-16 x 3/4
26	1664847SM	4	SCREW, Hex Washer Head Taptite 5/16-18 x 3/4
27	2860646SM	1	NUT, Hex Flange 5/8-11 Two Way Lock
28	1923683SM	4	SCREW, Hex Washer Head Taptite 3/8-16 x 3/4
29	2860668SM	2	NUT, Hex Flange 1/2-13 Whiz Lock
30	1928352SM	2	NUT, Hex Flange 3/8-16 Whiz Lock Large
31	1923114SM	2	CAPSCREW, Hex Head 1/2-13 x 1 G5
32	1921210SM	2	CAPSCREW, Hex Head 3/8-16 x 1 G5
33	1960086SM	4	SCREW, Truss Head Torx Drive 5/16-18 x 7/8
34	1724801ASM	1	PLATE, Axle "U" Form
35	1930591SM	2	SCREW, Hex Whiz Lock Flange 5/16-18 x 3/4
36	1931277SM	2	NUT, Hex Flange 5/16-18 Whiz Lock
37	2821133SM	2	FITTING, Lube 1/4 Drive
38	1924856SM	4	SCREW, Hex Washer Head Taptite 5/16-18 x 1/2
39	1733912ASM	1	SPACER
40	1924366SM	2	WASHER, 5/8
41	1960713SM	1	CAPSCREW, Hex Head
42	1960714SM	1	NUT, Hex Toplock
43	1960339SM	2	NUT, Hex Flange, Machine Lock 3/8-16

Footnotes

The above parts group applies to the following Mfg. Nos.:

1695154 - 1723H

1695155 - 2723H

2690745 - Conquest

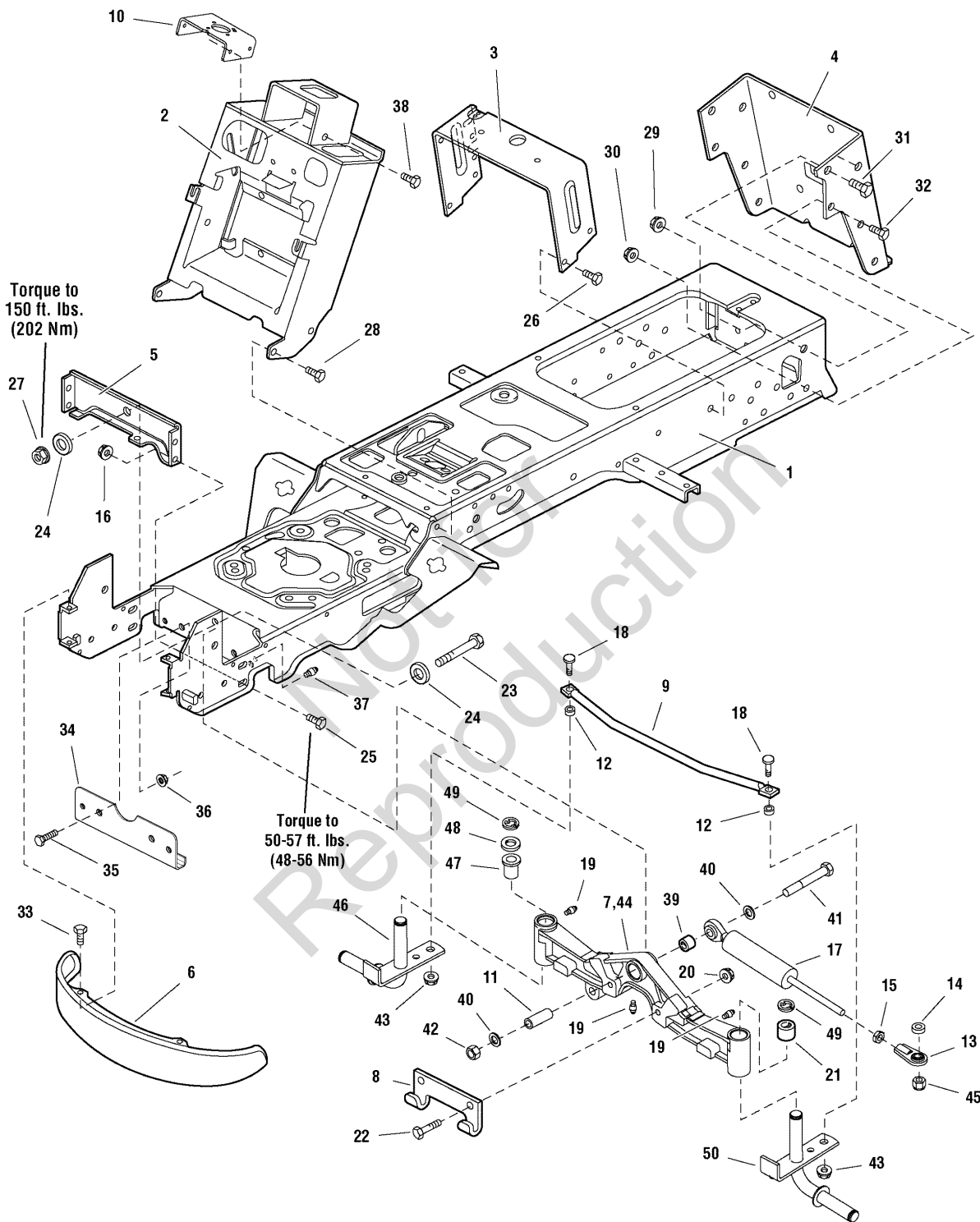
2690749 - 1723H

2690751 - 2723H

Frame Group - Power Steering

987426

NOTE: Unless noted otherwise,
use the standard hardware torque
specification chart.



The above parts group applies to the following Mfg. Nos.:

- 1695154 - 1723H
- 1695155 - 2723H
- 2690745 - Conquest
- 2690749 - 1723H
- 2690751 - 2723H

Frame Group - Power Steering

REF NO	PART NO.	QTY.	DESCRIPTION
44	1733851SM	1	AXLE, Front Casting
45	1960355SM	1	NUT, Hex Lock ESNA Heavy 1/2-13
46	1732939SM	1	SPINDLE & ARM ASSEMBLY, R.H.
47	1721682SM	6	BUSHING, Axle
48	1919394SM	1	WASHER, 1
49	2832577SM	2	RING, Retaining, Extension
50	1734202SM	1	SPINDLE & ARM ASSEMBLY, L.H.

Not for
Reproduction

Footnotes

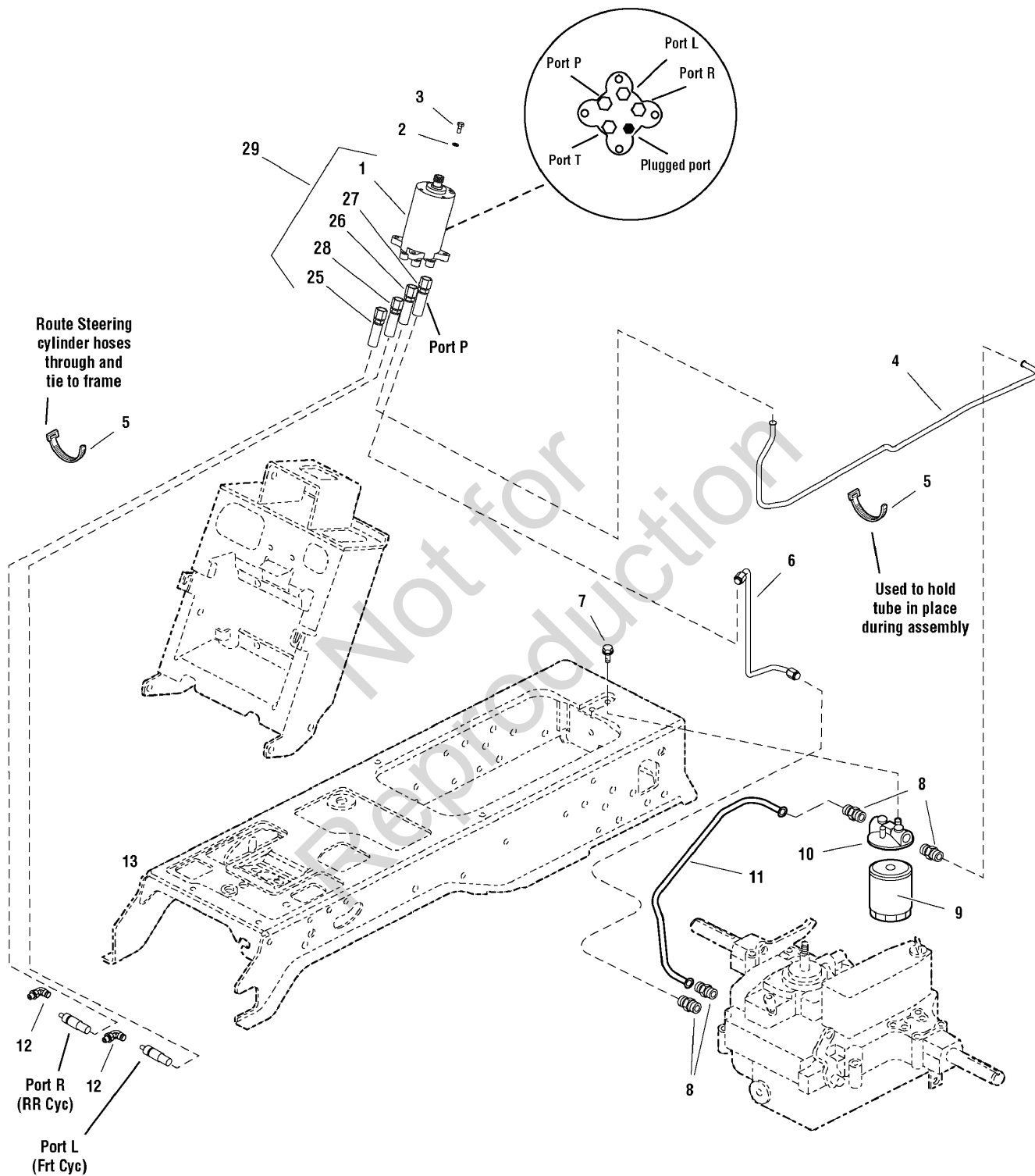
The above parts group applies to the following Mfg. Nos.:

1695154 - 1723H
1695155 - 2723H
2690745 - Conquest
2690749 - 1723H
2690751 - 2723H

Power Steering & Hydraulic Lift Group

987528

NOTE: Unless noted otherwise,
use the standard hardware torque
specification chart.



The above parts group applies to the following Mfg. Nos.:

- 1695154 - 1723H
- 1695155 - 2723H
- 2690745 - Conquest
- 2690749 - 1723H
- 2690751 - 2723H

Power Steering & Hydraulic Lift Group

REF NO	PART NO.	QTY.	DESCRIPTION
1	1733409SM	1	POWER STEERING UNIT, 32CC, 4 Ports
2	1916964SM	4	LOCKWASHER, Spring
3	2860444SM	4	CAPSCREW, Hex Head
4	1722138SM	1	TUBE, Hydraulic
5	2825094SM	2	TIE, Self Locking
6	1733727SM	1	TUBE, Hydraulic
7	1931646SM	2	SCREW, Hex Whiz Lock Flange 1/4-20 x 1/2
8	1722123SM	4	FITTING, Straight
9	1719168SM	1	FILTER, Oil
10	1719169SM	1	BASE, Oil Filter
11	1722297SM	1	TUBE, Hydraulic
12	1733230SM	2	FITTING, Hose Elbow Perma Push 9/16-18
25	1733413SM	1	HOSE ASSEMBLY, 50" Port R
26	1733791SM	1	HOSE ASSEMBLY, 18" Port T
27	1733780SM	1	HOSE ASSEMBLY, 26" Port P
28	1733212SM	1	HOSE ASSEMBLY, 46" Port L
29	1733582SM	1	POWER STEERING ASSEMBLY, 32CC, 4 Ports (Includes Ref. Nos 1, 25, 26, 27 & 28)

Not for
Reproduction

Footnotes

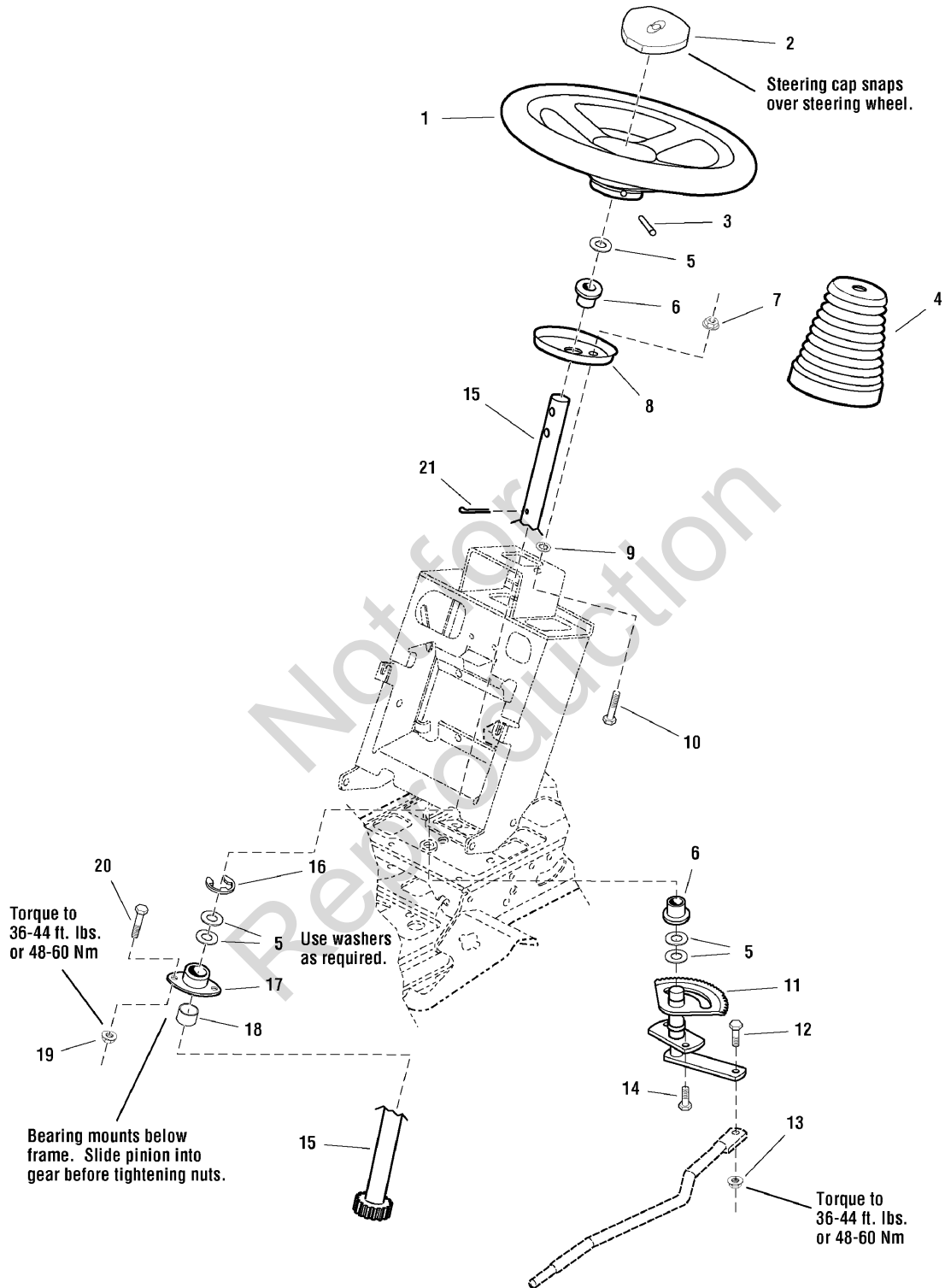
The above parts group applies to the following Mfg. Nos.:

1695154 - 1723H
1695155 - 2723H
2690745 - Conquest
2690749 - 1723H
2690751 - 2723H

Steering Group - Manual Steering

985890

NOTE: Unless noted otherwise, use the standard hardware torque specification chart.



The above parts group applies to the following Mfg. Nos.:

- | | |
|--------------------|--------------------|
| 1694818 - 1723H | 2690747 - Conquest |
| 1694819 - Conquest | 2690748 - 1723H |
| 1694820 - 2723H | 2690750 - 2723H |
| 1695153 - Conquest | 2690753 - Conquest |
| 1695226 - Conquest | 2690799 - Conquest |

Steering Group - Manual Steering

REF NO	PART NO.	QTY.	DESCRIPTION
1	1722318SM	1	STEERING WHEEL, Straight, Shaft
2	1722319SM	1	CAP, Steering Wheel, SMI Logo
2	1725024SM	1	CAP, Steering Wheel, Plain
3	1960540SM	1	PIN, Spring, 5/16 x 2-1/2
4	1722749SM	1	COVER, Rubber, Upper Steering Shaft
5	1960114SM	5	WASHER, 3/4
6	2176440SM	2	BUSHING, 15/32 x 7/8 x 7/8, Nylon
7	1960636SM	2	NUT, Hex KEPS 5/6-18
8	1721736ASM	1	PLATE, Mounting Steering
9	1933988SM	2	NUT, Push
10	1960655SM	2	CARRIAGE BOLT, 5/16-18 x 1-1/4
11	1724470ASM	1	GEAR & SHAFT ASSEMBLY, Steering
12	1960032SM	1	CAPSCREW, Hex Head, 3/8-16 x 1-1/4, Black
13	1930645SM	1	NUT, Hex Flange Two-Way Lock, 3/8-16
14	1664847SM	2	CAPSCREW, Hex Washer Head Taptite, 5/16-18 x 3/4
15	1721626SM	1	SHAFT & PINION ASSEMBLY, Steering Manual
16	1611710SM	1	RING, Clipping Extension
17	1722459SM	1	BEARING, 3/4 x 1-11/16 x 13/16, 3" Long Housing
18	1722461SM	1	SPACER, 3/4 x 1-1/16 x 3/8, Powder Metal
19	1931211SM	2	NUT, Hex Flange Whiz Lock, 3/8-16, Small
20	1933260SM	2	CAPSCREW, Hex Whiz Lock Flange, 3/8-16 x 3/4, Black
21	1960033SM	1	CLIP, Hairpin

Not for
Reproduction

Footnotes

The above parts group applies to the following Mfg. Nos.:

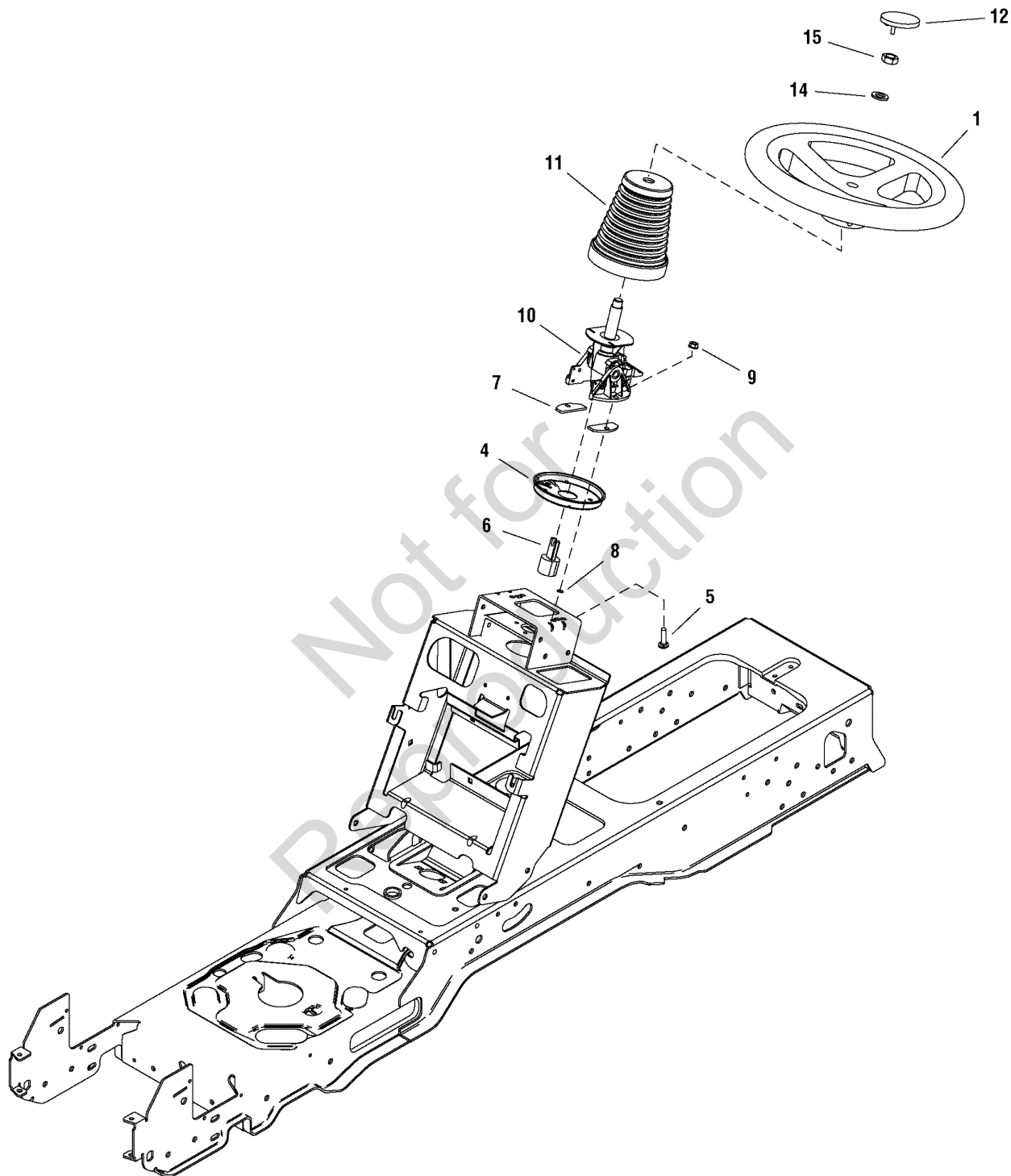
1694818 - 1723H	2690747 - Conquest
1694819 - Conquest	2690748 - 1723H
1694820 - 2723H	2690750 - 2723H
1695153 - Conquest	2690753 - Conquest
1695226 - Conquest	2690799 - Conquest

2690746 - Conquest

Steering Group - Tilt Steering

987424

NOTE: Unless noted otherwise,
use the standard hardware torque
specification chart.



The above parts group applies to the following Mfg. Nos.:

1695154 - 1723H

1695155 - 2723H

2690745 - Conquest

2690749 - 1723H

Steering Group - Tilt Steering

REF NO	PART NO.	QTY.	DESCRIPTION
1	1733363SM	1	STEERING WHEEL
4	1724685ASM	1	PLATE, Steering Mounting
5	1960655SM	2	CARRIAGE BOLT, 5/16-18 x 1-1/4 G5
6	1725294SM	1	ADAPTER, Tilt
7	1723898SM	2	SPACER
8	1933988SM	2	NUT, Push Pal
9	1960636SM	2	NUT, Hex Keps 5/16-18
10	1734002SM	1	STEERING UNIT, Tilt
11	1724368SM	1	BELLOWS, Tilt Steering Unit w/Slot
12	1725024SM	1	CAP, Steering Wheel
13	1716518SM	2	DECAL, Power Steering (Not Shown)
15	1960576SM	1	NUT, Hex Lock ESNA Light 5/8-18

Not for
Reproduction

Footnotes

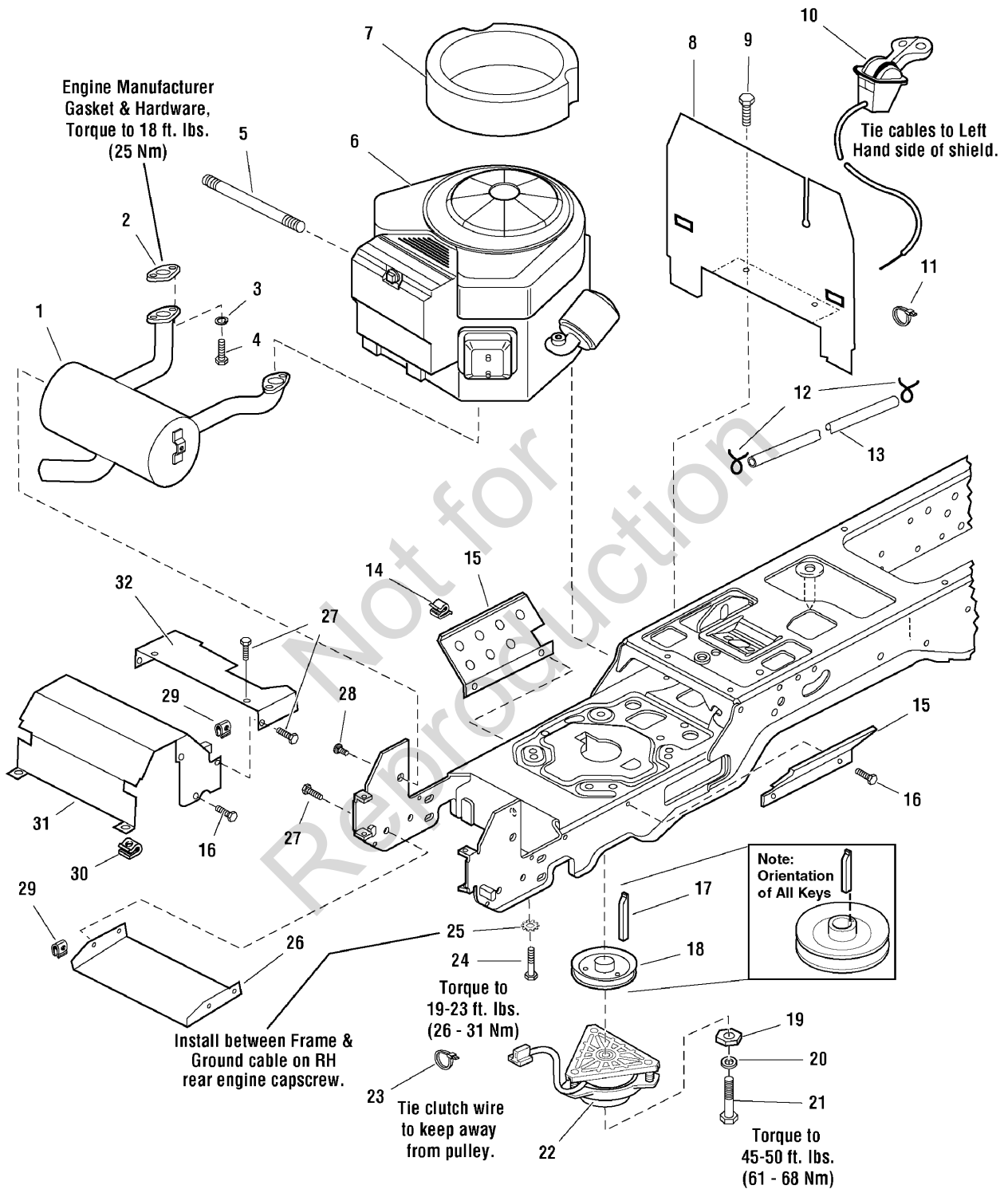
The above parts group applies to the following Mfg. Nos.:

1695154 - 1723H
1695155 - 2723H
2690745 - Conquest
2690749 - 1723H

Engine Group - 20HP, 22HP & 23HP Briggs & Stratton, Vanguard Twin

986651

NOTE: Unless noted otherwise,
use the standard hardware torque
specification chart.



The above parts group applies to the following Mfg. Nos.:

- | | | |
|--------------------|--------------------|--------------------|
| 1694818 - 1723H | 2690745 - Conquest | 2690753 - Conquest |
| 1694819 - Conquest | 2690746 - Conquest | 2690799 - Conquest |
| 1694820 - 2723H | 2690748 - 1723H | |
| 1695154 - 1723H | 2690749 - 1723H | |
| 1695155 - 2723H | 2690750 - 2723H | |
| 1695226 - Conquest | 2690751 - 2723H | |

Engine Group - 20HP, 22HP & 23HP Briggs & Stratton, Vanguard Twin

REF NO	PART NO.	QTY.	DESCRIPTION
1	1736543SM	1	MUFFLER
1	1722625SM	1	MUFFLER (Only used on 20HP Models)
2	*	2	GASKET
3	1917356SM	4	LOCKWASHER, 5/16
4	2860660SM	4	CAPSCREW, Socket Head, 5/16-18 x 7/8, G8
5	1723165SM	1	HOSE, Oil Drain
6	*	1	ENGINE, 22HP Briggs & Stratton VANGUARD Twin, Model 386777, Type 0111E1
6	*	1	ENGINE, 23HP Briggs & Stratton VANGUARD Twin, Model 386777, Type 0111E1
6	*	1	ENGINE, 21HP Briggs & Stratton VANGUARD Twin, Model 385777, Type 0119-E1
6	*	1	ENGINE, 20HP Briggs & Stratton VANGUARD Twin, Model 358777, Type 0110-E1
7	1722949SM	1	SEAL, Circle
8	1722388ASM	1	BULKHEAD
9	1925003SM	2	CAPSCREW, Hex Head Taptite, 1/4-20 x 1/2
10	1727223SM	1	CONTROL, Throttle Double 39" Long w/Knobs (Only used on 20HP Models)
10	1734506SM	1	CONTROL, Throttle Double
11	1701011SM	1	TIE
12	2860112SM	2	CLAMP, Hose Type E
13	1718678SM	1	HOSE, 59" Long
14	2834683SM	2	CLIP, Wire
15	1722392ASM	2	SHIELD
16	1927428SM	8	SCREW, Hex Head Taptite, 1/4-20 x 3/8
17	1720463SM	1	KEY
18	1722288SM	1	PULLEY & HUB ASSEMBLY, 4-1/2 OD
19	1708264SM	1	WASHER, Hex
20	1918199SM	1	LOCKWASHER, 7/16
21	1960648SM	1	CAPSCREW, Hex Head, 7/16-20 x 2-3/4
22	1686883SM	1	CLUTCH, Electric, OGURA
22	1720532SM	1	CLUTCH, Electric, Big Brake OGURA
23	2832747SM	1	TIE
24	2830598SM	4	CAPSCREW, Hex Head Taptite, 3/8-16 x 1-1/2
25	2820427SM	1	LOCKWASHER, External Tooth, 3/8
26	1722414ASM	1	SHIELD, Muffler Bottom
27	1960295SM	8	CAPSCREW, Hex Head Flange Lock, 1/4-20 x 5/8
28	1924856SM	2	CAPSCREW, Hex Head Taptite, 5/16-18 x 1/2
29	1960368SM	8	NUT, Speed, 1/4-20
30	1935255SM	2	NUT, Speed, 5/16-18
31	1722389ASM	1	DUCT, Muffler Top
32	1722390ASM	1	DUCT, Muffler Extension

Footnotes

Note* See your local Briggs & Stratton distributor for parts and service.

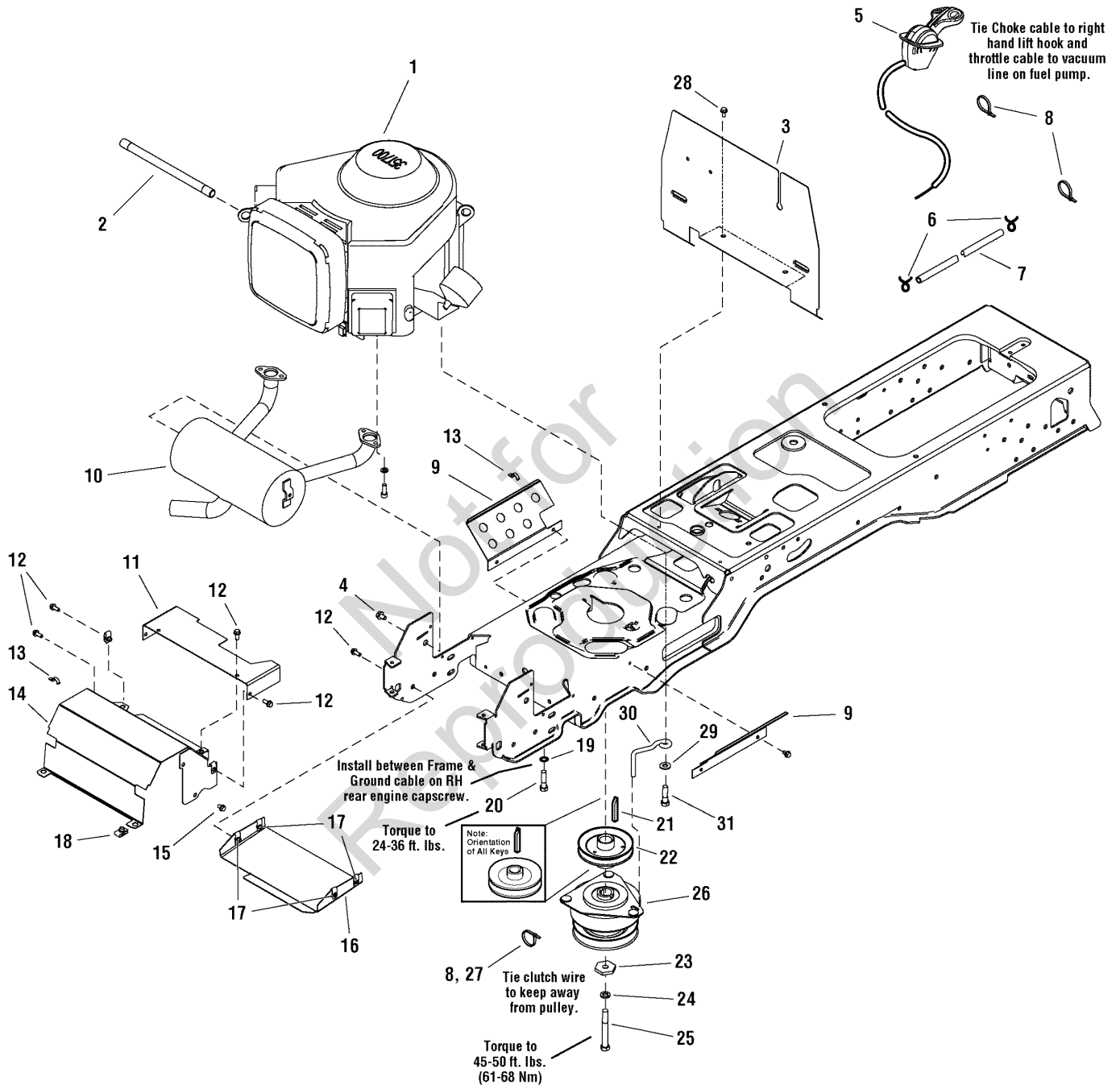
The above parts group applies to the following Mfg. Nos.:

1694818 - 1723H	2690745 - Conquest	2690753 - Conquest
1694819 - Conquest	2690746 - Conquest	2690799 - Conquest
1694820 - 2723H	2690748 - 1723H	
1695154 - 1723H	2690749 - 1723H	
1695155 - 2723H	2690750 - 2723H	
1695226 - Conquest	2690751 - 2723H	

Engine Group - 23HP Kohler, Courage Twin

987542

NOTE: Unless noted otherwise,
use the standard hardware torque
specification chart.



The above parts group applies to the following Mfg. Nos.:

1695153 - Conquest

2690747 - Conquest

Engine Group - 23HP Kohler, Courage Twin

REF NO	PART NO.	QTY.	DESCRIPTION
1	*	1	ENGINE, 23HP Kohler Courage Twin, Model SV720, Type PS-SV720-0031
2	1723165SM	1	HOSE, Oil Drain
3	1722388ASM	1	BULKHEAD
4	1924856SM	2	SCREW, Hex Washer Head Taptite 5/16-18 x 1/2
5	1727375SM	1	THROTTLE, Control Double w/Knob
6	2860112SM	2	CLAMP, Hose 1/2 Diameter Wire Type-E
7	1723174SM	1	HOSE, Fuel
8	2825094SM	3	TIE, Self Locking
9	1722392ASM	2	SHIELD, Side 18GA
10	1721705SM	1	MUFFLER, Kohler Twin
11	1733884ASM	1	DUCT, Muffler Extension 18GA Courage
12	1960295SM	8	SCREW, Hex Whiz Lock Flange 1/4-20 x 5/8
13	2834683SM	2	CLIP, Speed Wire
14	1722389ASM	1	DUCT, Muffler Top
15	1929000SM	8	SCREW, Hex Washer Head Taptite 1/4-20 x 3/8
16	1722414ASM	1	SHIELD, Muffler
17	1960368SM	8	NUT, Speed 1/4-20 Lug Type
18	1935255SM	2	NUT, Speed, 5/16-18 Lug Type
19	2820427SM	1	LOCKWASHER, External Tooth 3/8
20	2827187SM	3	SCREW, Hex Washer Head Taptite 3/8-16 x 1
21	1720463SM	1	KEY, Hi-Pro 1/4 x 2-1/2
22	1722288SM	1	PULLEY & HUB ASSEMBLY
23	1708264SM	1	WASHER, Hex
24	1918199SM	1	LOCKWASHER, Spring
25	1960649SM	1	CAPSCREW, Hex Head 7/16-20 x 3-1/2 G5
26	1718836SM	1	CLUTCH, Electric
27	2832747SM	1	TIE, Self Locking
28	1925003SM	2	SCREW, Hex Washer Head Taptite 1/4-20 x 1/2
29	1924940SM	1	WASHER, 3/8
30	1732026SM	1	RETAINER, Clutch
31	2830598SM	1	SCREW, Hex Washer Head Taptite 3/8-16 x 1-1/2

Footnotes

Note* See your local Kohler distributor for parts & service.

The above parts group applies to the following Mfg. Nos.:

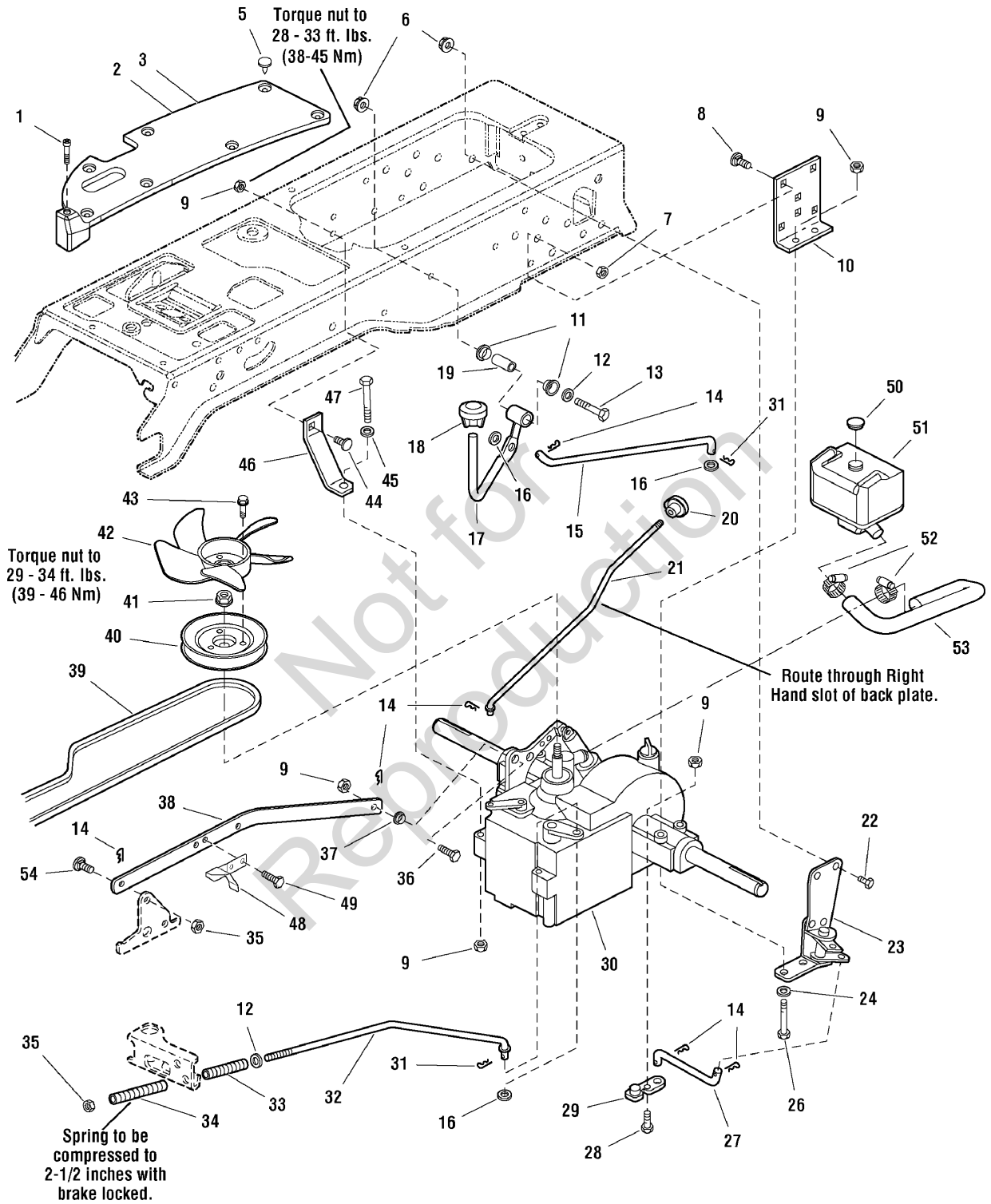
1695153 - Conquest

2690747 - Conquest

Transmission Group

986602

NOTE: Unless noted otherwise, use the standard hardware torque specification chart.



The above parts group applies to the following Mfg. Nos.:

- | | | |
|--------------------|--------------------|--------------------|
| 1694818 - 1723H | 1695226 - Conquest | 2690750 - 2723H |
| 1694819 - Conquest | 2690745 - Conquest | 2690751 - 2723H |
| 1694820 - 2723H | 2690746 - Conquest | 2690753 - Conquest |
| 1695153 - Conquest | 2690747 - Conquest | 2690799 - Conquest |
| 1695154 - 1723H | 2690748 - 1723H | |
| 1695155 - 2723H | 2690749 - 1723H | |

Transmission Group

REF NO	PART NO.	QTY.	DESCRIPTION
1	1960676SM	2	SCREW, Pan Head Torx Taptite, 1/4-20 x 1-1/4
2	1722174SM	1	PAD, Footrest, LH, Differential Lock
3	1722173SM	1	PAD, Footrest, RH
5	1704351SM	15	FASTENER, 11/16" Long, Stem Plastic
6	1928352SM	2	NUT, Hex Flange Whiz Lock, 3/8-16, Large
7	1960637SM	6	NUT, Hex KEPS, 3/8-16
8	1931350SM	6	CARRIAGE BOLT, 3/8-16 x 1
9	1960686SM	8	NUT, Hex Flange ESNA, 5/16-18
10	1721728ASM	2	SUPPORT
11	1676148SM	2	BUSHING, 5/8 x 3/4 x 13/32, Powder Metal
12	1924940SM	3	WASHER, 3/8
13	1922130SM	1	CAPSCREW, Hex Head, 3/8-16 x 2-1/4
14	1722460SM	7	PIN, Quick
15	1722151SM	1	ROD, Differential Lock, 15-3/16 Long
16	1918267SM	3	WASHER, 7/16
17	1721360SM	1	ROD & TUBE ASSEMBLY, Differential Lock Pedal
18	1716289SM	1	KNOB
19	1669105SM	1	SPACER, 25/64 x 5/8 x 1-1/2, Hardened
20	1723126SM	1	KNOB, 3 Sided Soft
21	1721622SM	1	ROD, Free Wheel, 18-3/16 Long
22	1921210SM	1	CAPSCREW, Hex Head, 3/8-16 x 1, Black
23	1722903SM	1	PIVOT ASSEMBLY, Differential Lock
24	1919326SM	2	WASHER, 5/16, Black
26	1960590SM	4	CAPSCREW, Hex Head, 5/16-18 x 3
27	1722152SM	1	ROD, Differential Latch, 2 Bends, 6-3/16 Long
28	1921333SM	1	CAPSCREW, Hex Head, 5/16-18 x 1
29	1722383SM	1	ARM, Differential Lock
30	1733941SM	1	TRANSMISSION ASSEMBLY, K66L Transmission (Used on models with transmission expansion tank, attached or mounted to transmission.)
30	1733208SM	1	TRANSMISSION ASSEMBLY, K66AC Transmission (Used on models with remote expansion tank Ref. No. 51)
31	1918447SM	1	PIN, Cotter, 3/4, Black
32	1721424SM	1	ROD, Brake, 17-27/64 Long
33	1722684SM	1	SPRING, Compression
34	8191045SM	1	SPRING, Compression
35	1960687SM	2	NUT, Hex Flange ESNA, 3/8-16
36	1960667SM	1	SCREW, Whiz 5/8-18 x 1
37	1732088SM	1	SPACER
38	1732191SM	1	ARM & WELD PINS ASSEMBLY, Control K66
39	1721392SM	1	V-BELT
40	1722194SM	1	PULLEY & HUB ASSEMBLY, Transmission
41	1719968SM	1	NUT, Hex Flange, M10-1.5, Nylon Insert
42	1719233SM	1	FAN, 5 Blades, 3 Holes
43	1933958SM	3	CAPSCREW, Hex Washer Head Taptite, 1/4-20 x 1-1/8

Footnotes

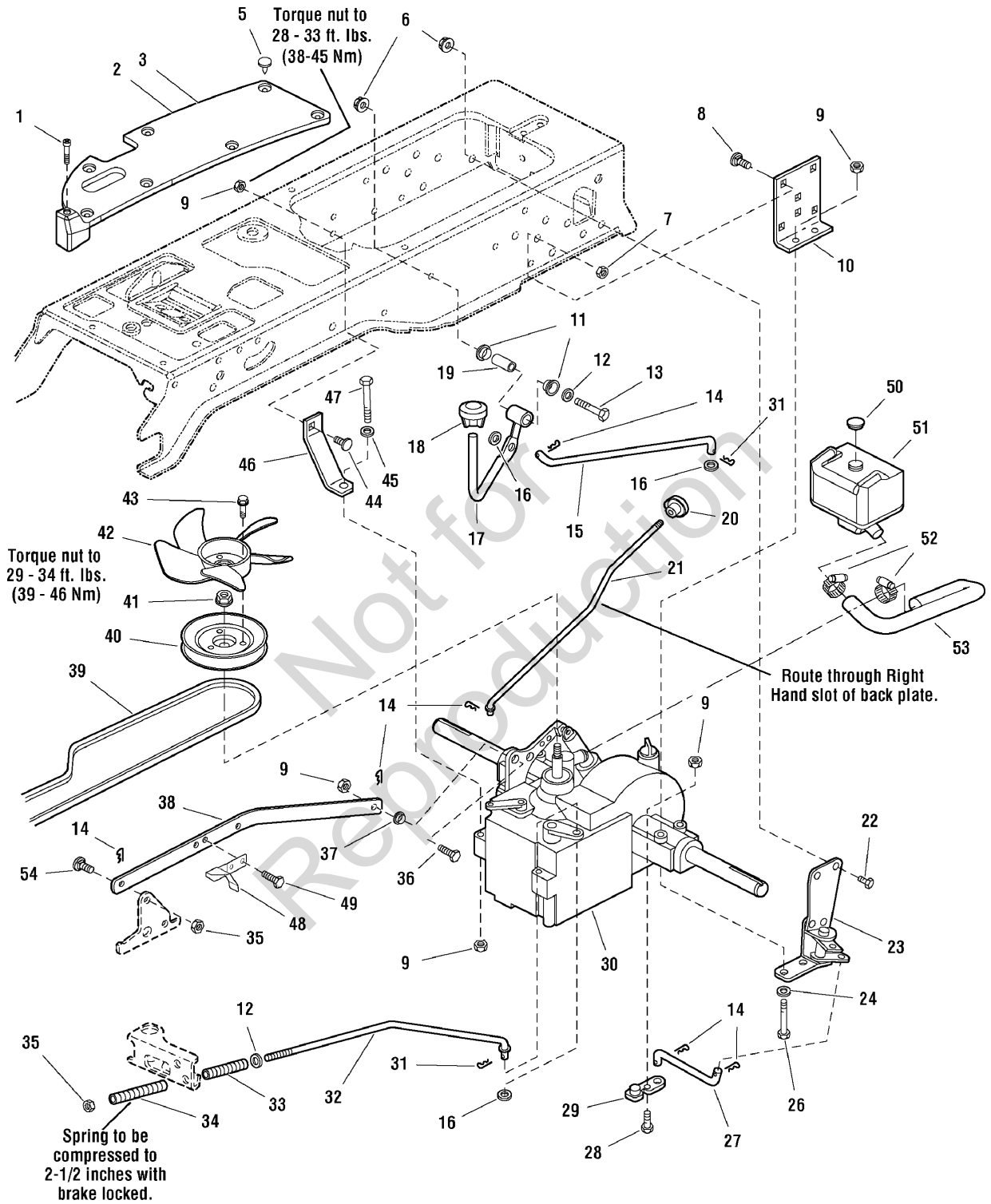
The above parts group applies to the following Mfg. Nos.:

1694818 - 1723H	1695226 - Conquest	2690750 - 2723H
1694819 - Conquest	2690745 - Conquest	2690751 - 2723H
1694820 - 2723H	2690746 - Conquest	2690753 - Conquest
1695153 - Conquest	2690747 - Conquest	2690799 - Conquest
1695154 - 1723H	2690748 - 1723H	
1695155 - 2723H	2690749 - 1723H	

Transmission Group

986602

NOTE: Unless noted otherwise, use the standard hardware torque specification chart.



The above parts group applies to the following Mfg. Nos.:

- | | | |
|--------------------|--------------------|--------------------|
| 1694818 - 1723H | 1695226 - Conquest | 2690750 - 2723H |
| 1694819 - Conquest | 2690745 - Conquest | 2690751 - 2723H |
| 1694820 - 2723H | 2690746 - Conquest | 2690753 - Conquest |
| 1695153 - Conquest | 2690747 - Conquest | 2690799 - Conquest |
| 1695154 - 1723H | 2690748 - 1723H | |
| 1695155 - 2723H | 2690749 - 1723H | |

Transmission Group

REF NO	PART NO.	QTY.	DESCRIPTION
44	1931335SM	1	CARRIAGE BOLT, 5/16-18 x 1
45	1960141SM	1	WASHER, 5/16
46	1721593ASM	1	STRAP, 4-1/4 Long
47	1921719SM	1	CAPSCREW, Hex Head, 5/16-18 x 2-1/2
48	1727215ASM	1	ACTUATOR, Switch
49	1924856SM	2	CAPSCREW, Hex Head Taptite, 5/16-18 x 1/2
50	1722711SM	1	CAP, Expansion Tank Plastic (Used on models with tranmission expansion tank.)
51	1722430SM	1	TANK, Oil Natural (Used on models with tranmission expansion tank.)
52	1723214SM	2	CLAMP, Hose Worm Drive #20 1-3/4" (Used on models with tranmission expansion tank.)
53	1722468SM	1	HOSE, Expansion Tank Formed (Used on models with tranmission expansion tank.)
54	1732129SM	1	BOLT, Shoulder, 3/8-16

Not for
Reproduction

Footnotes

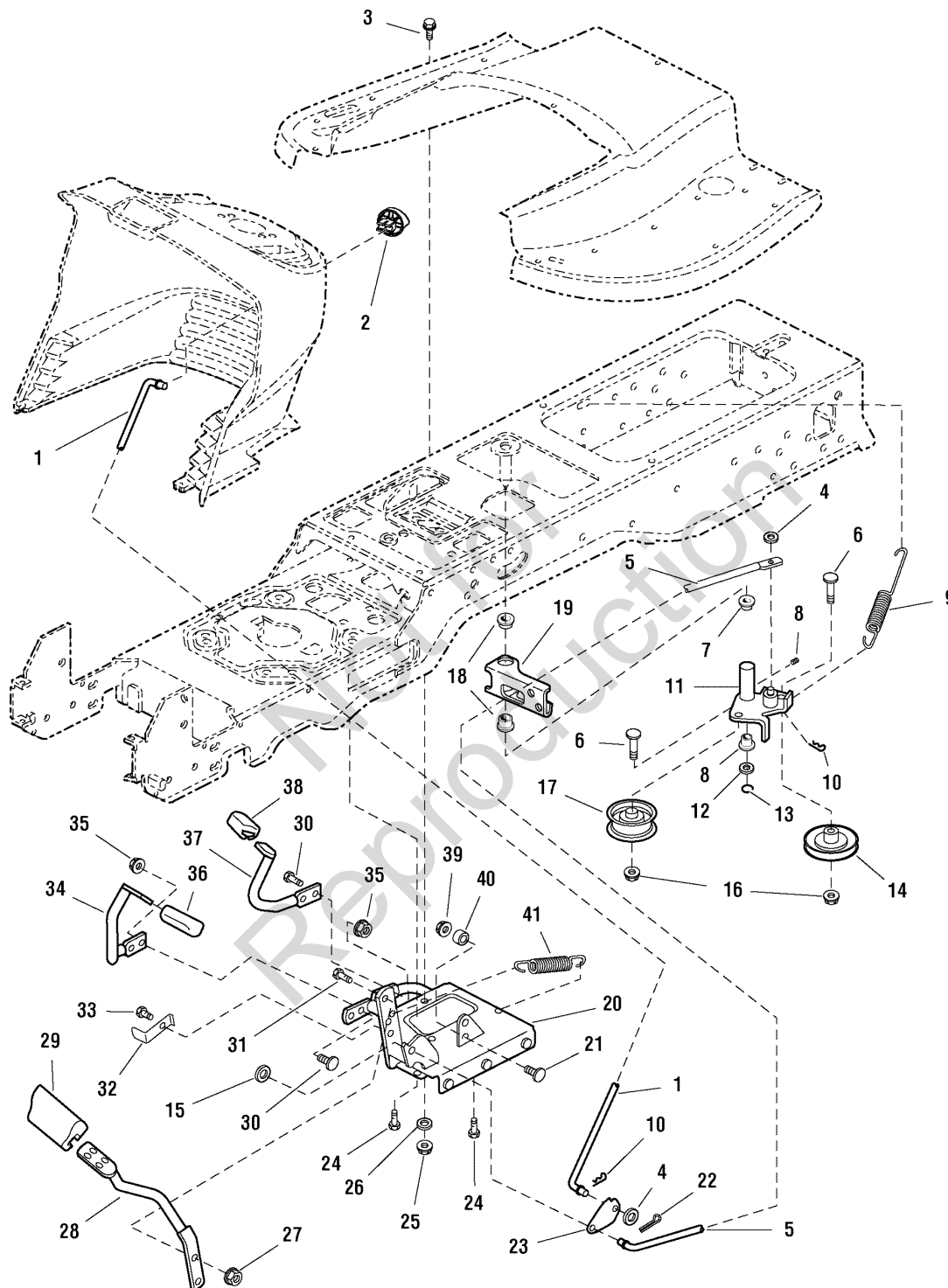
The above parts group applies to the following Mfg. Nos.:

1694818 - 1723H	1695226 - Conquest	2690750 - 2723H
1694819 - Conquest	2690745 - Conquest	2690751 - 2723H
1694820 - 2723H	2690746 - Conquest	2690753 - Conquest
1695153 - Conquest	2690747 - Conquest	2690799 - Conquest
1695154 - 1723H	2690748 - 1723H	
1695155 - 2723H	2690749 - 1723H	

Controls Group

986599

NOTE: Unless noted otherwise,
use the standard hardware torque
specification chart.



The above parts group applies to the following Mfg. Nos.:

- | | | |
|--------------------|--------------------|--------------------|
| 1694818 - 1723H | 1695226 - Conquest | 2690750 - 2723H |
| 1694819 - Conquest | 2690745 - Conquest | 2690751 - 2723H |
| 1694820 - 2723H | 2690746 - Conquest | 2690753 - Conquest |
| 1695153 - Conquest | 2690747 - Conquest | 2690799 - Conquest |
| 1695154 - 1723H | 2690748 - 1723H | |
| 1695155 - 2723H | 2690749 - 1723H | |

Controls Group

REF NO	PART NO.	QTY.	DESCRIPTION
1	1721353SM	1	ROD, Brake Lock
2	1721891SM	1	KNOB, Push On, Red Plastic "P"
3	1930591SM	1	CAPSCREW, Hex Flange Whiz Lock, 5/16-18 x 3/4
4	1919326SM	2	WASHER, 5/16, Black
5	1721476SM	1	ROD, Brake
6	1931353SM	2	CARRIAGE BOLT, 3/8-16 x 1 3/4
7	1663114SM	2	BUSHING, 5/8 x 3/4 x 3/4, Nylon
8	2821133SM	1	FITTING, Lube, 1/4
9	1725250SM	1	SPRING, Extension
10	1722460SM	3	PIN, Quick
11	1724917SM	1	ARM & HUB ASSEMBLY, Idler
12	1960020SM	1	WASHER, 5/8
13	1704420SM	1	RING, Clipping Extension
14	1721134SM	1	PULLEY, w/Bearing
15	1924940SM	1	WASHER, 3/8
16	1960687SM	2	NUT, Hex Flange ESNA, 3/8-16
17	1721133SM	1	PULLEY, Idler
18	1723237SM	2	BUSHING, 1 x 1-1/8 x 5/8, Nylon
19	1722513SM	1	ARM, Brake
20	1726763SM	1	PEDAL ASSEMBLY, Foot
21	1931320SM	1	CARRIAGE BOLT, 1/4-20 x 1-1/4
22	1918447SM	1	PIN, Cotter, Black
23	1721354ASM	1	LATCH, Brake
24	1664847SM	3	CAPSCREW, Hex Washer Head Taptite, 5/16-18 x 3/4
25	1919438SM	1	NUT, Hex Lock ESNA Light, 5/16-18
26	1919381SM	1	WASHER, 5/16, Black
27	1927557SM	2	NUT, Hex Flange Whiz Lock Large, 5/16-18
28	1722535ASM	1	PEDAL, Brake
29	1721577SM	1	PAD, Brake Pedal
30	1931334SM	4	CARRIAGE BOLT, 5/16-18 x 7/8
31	1921333SM	2	CAPSCREW, 5/16-18 x 1
32	1722083ASM	1	ACTUATOR, Switch 2.53" Long
33	1923683SM	1	CAPSCREW, Hex Washer Head Taptite, 3/8-16 x 3/4
34	1722070ASM	1	PEDAL, Forward
35	1960636SM	4	NUT, Hex KEPS, 5/16-18
36	1721675SM	1	PAD, Foot Pedal Forward
37	1722071ASM	1	PEDAL, Reverse
38	1721674SM	1	PAD, Foot Pedal Reverse
39	1920397SM	1	NUT, Hex Lock ESNA Light, 1/4-20
40	1686612SM	1	CAM, Roller
41	1721995SM	1	SPRING, Extension

Footnotes

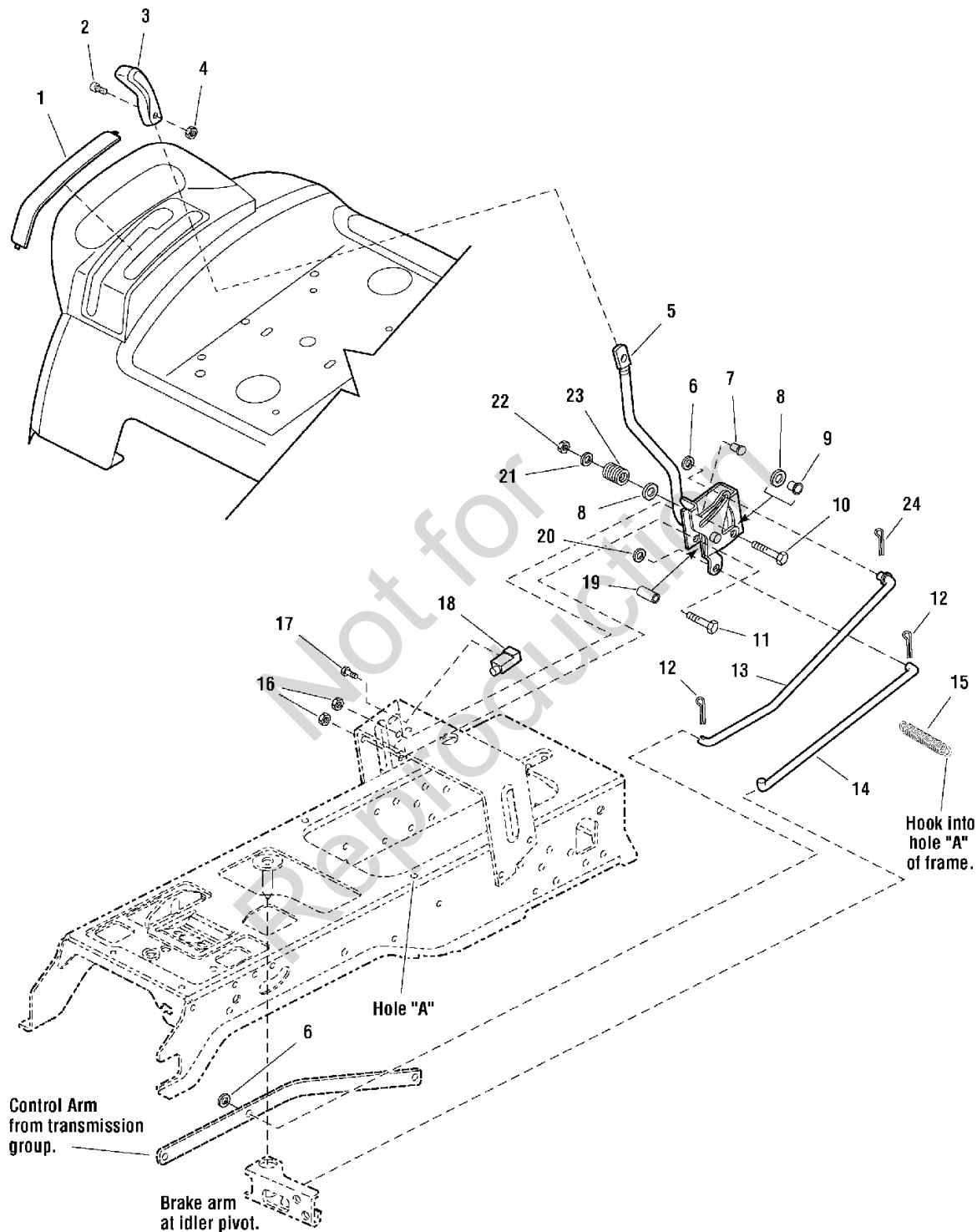
The above parts group applies to the following Mfg. Nos.:

1694818 - 1723H	1695226 - Conquest	2690750 - 2723H
1694819 - Conquest	2690745 - Conquest	2690751 - 2723H
1694820 - 2723H	2690746 - Conquest	2690753 - Conquest
1695153 - Conquest	2690747 - Conquest	2690799 - Conquest
1695154 - 1723H	2690748 - 1723H	
1695155 - 2723H	2690749 - 1723H	

Cruise Control Group

985883

NOTE: Unless noted otherwise, use the standard hardware torque specification chart.



The above parts group applies to the following Mfg. Nos.:

- | | | |
|--------------------|--------------------|--------------------|
| 1694818 - 1723H | 1695226 - Conquest | 2690750 - 2723H |
| 1694819 - Conquest | 2690745 - Conquest | 2690751 - 2723H |
| 1694820 - 2723H | 2690746 - Conquest | 2690753 - Conquest |
| 1695153 - Conquest | 2690747 - Conquest | 2690799 - Conquest |
| 1695154 - 1723H | 2690748 - 1723H | |
| 1695155 - 2723H | 2690749 - 1723H | |

Cruise Control Group

REF NO	PART NO.	QTY.	DESCRIPTION
1	1722314SM	1	COVER, w/Cruise Icon
2	1960666SM	1	SCREW, Torque Head Plus Socket Head, 1/4-20 x 7/8
3	1722303SM	1	KNOB, Cruise
4	1920397SM	1	NUT, Hex Lock ESNA Light, 1/4-20
5	1722003SM	1	LEVER & BRACKET ASSEMBLY, Cruise
6	1960103SM	2	WASHER, 3/8, Black
7	1931333SM	1	CARRIAGE BOLT, 5/16-18 x 3/4
8	1924361SM	2	WASHER, 1/2
9	1709043SM	1	SPACER, w/Flange, 11/32 x 15/32 x 3/4
10	1931342SM	1	CARRIAGE BOLT, 5/16-18 x 2-3/4
11	1960273SM	1	CARRIAGE BOLT, 5/16-18 x 2-1/4
12	1722460SM	2	PIN, Quick
13	1722117SM	1	ROD, Cruise
14	1733719SM	1	ROD, Return
15	2159106SM	1	SPRING, Cruise Return to Frame
16	1960636SM	2	NUT, Hex KEPS, 5/16-18
17	1960001SM	2	CAPSCREW, Hex Washer Head Plastite, 10-14 x 5/8
18	1717050SM	1	SWITCH, Push, Neutral Start, Gray
19	1722080SM	1	SPACER, 11/32 x 5/8 x 1-13/32
20	1919326SM	1	WASHER, 5/16, Black
21	1919381SM	1	WASHER, 5/16, Black
22	1919438SM	1	NUT, Hex Lock ESNA Light, 5/16-18
23	1677746SM	1	SPRING, Compression
24	1918447SM	1	PIN, Cotter

Not for
Reproduction

Footnotes

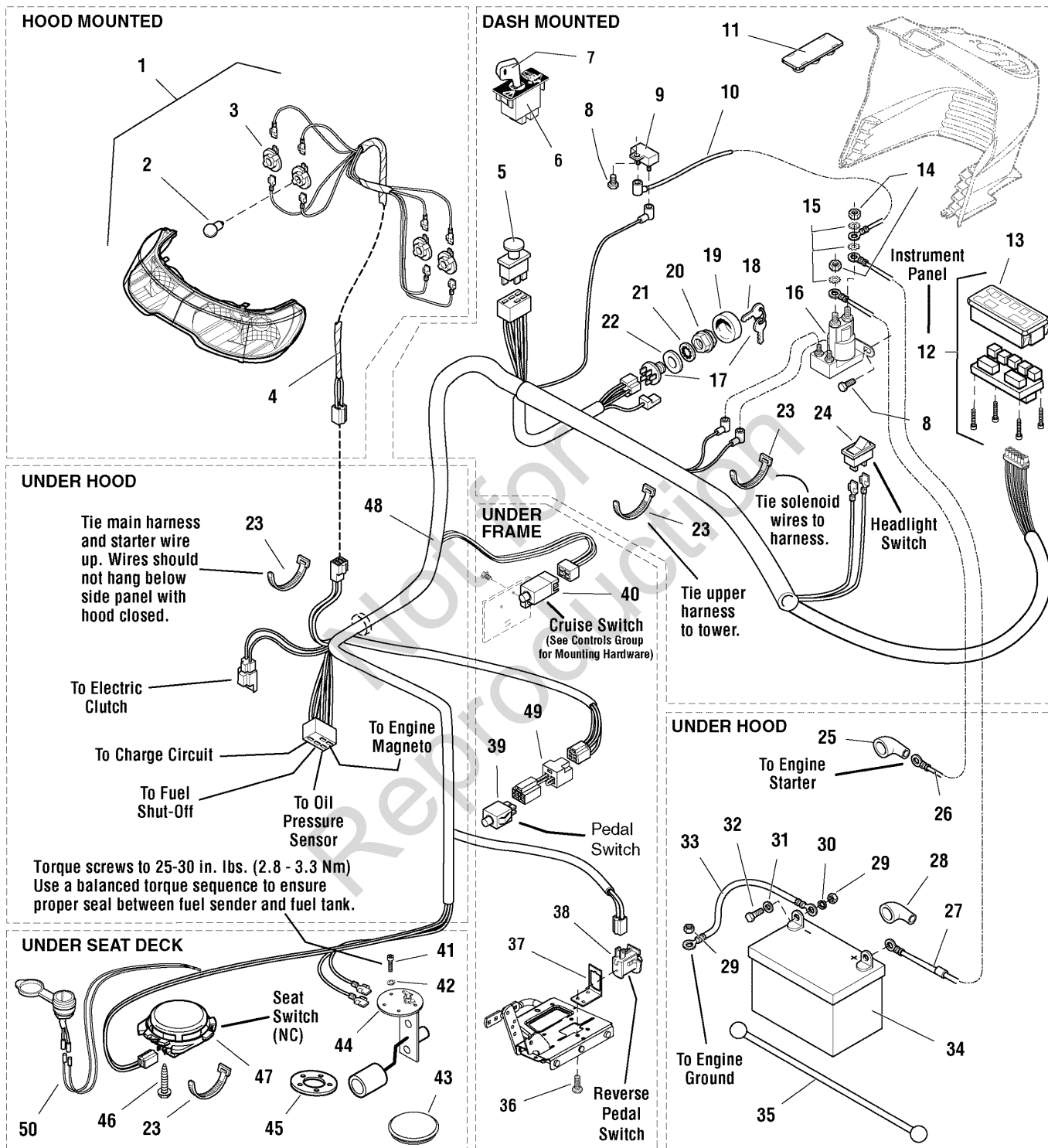
The above parts group applies to the following Mfg. Nos.:

1694818 - 1723H	1695226 - Conquest	2690750 - 2723H
1694819 - Conquest	2690745 - Conquest	2690751 - 2723H
1694820 - 2723H	2690746 - Conquest	2690753 - Conquest
1695153 - Conquest	2690747 - Conquest	2690799 - Conquest
1695154 - 1723H	2690748 - 1723H	
1695155 - 2723H	2690749 - 1723H	

Electrical Group

986605

NOTE: Unless noted otherwise, use the standard hardware torque specification chart.



The above parts group applies to the following Mfg. Nos.:

- | | | |
|--------------------|--------------------|--------------------|
| 1694818 - 1723H | 2690745 - Conquest | 2690751 - 2723H |
| 1694819 - Conquest | 2690746 - Conquest | 2690753 - Conquest |
| 1694820 - 2723H | 2690747 - Conquest | 2690799 - Conquest |
| 1695153 - Conquest | 2690748 - 1723H | |
| 1695154 - 1723H | 2690749 - 1723H | |
| 1695155 - 2723H | 2690750 - 2723H | |

Electrical Group

REF NO	PART NO.	QTY.	DESCRIPTION
1	1721810SM	1	HEADLIGHT ASSEMBLY, 4 Bulb (Includes Ref. Nos. 2 & 3)
2	1677371SM	4	BULB, Headlight, 12.8V
3	1723451SM	4	SOCKET ASSEMBLY, Headlight, Sealed
4	1722669SM	1	HARNESS, Headlight
5	1722887SM	1	SWITCH, PTO Push/Pull Symbols
6	1726556SM	1	MODULE, RMO (Includes Ref. No. 7)
7	1726557SM	1	KEY, RMO Module Plastic
8	1925003SM	2	CAPSCREW, Hex Washer Head Taptite, 1/4-20 x 1/2, Black
9	1665238SM	1	BREAKER, Circuit, 12 Volt 20 Amps
10	1665237SM	1	WIRE, 12GA 5-15/16 Long, Red
11	1722611SM	1	PLUG, Hole, Square
12	1725074SM	1	PANEL, Instrument w/ Fuel Gage & Hour Meter (Includes Ref. No. 13)
13	1724865SM	1	COVER, Instrument Panel
14	2820263SM	2	NUT, Hex, 5/16-24
14	2860750SM	2	NUT, KEPS Lock 5/16-24 (CE/Export) (Used only on RMO/ACS Models)
15	2820426SM	3	LOCKWASHER, External Tooth, 5/16
16	1722739SM	1	SOLENOID
16	1728963SM	1	SOLENOID (CE/Export) (Used only on RMO/ACS Models)
17	1686734SM	1	SWITCH ASSEMBLY, Ignition, 6 Pin INDAK (Includes Ref. Nos. 18, 19, 20, 21 & 22)
18	1717163SM	1	KEYS, Set of 2
19	1717550SM	1	COVER, For Ignition Switch, Plastic
20	1717549SM	1	NUT, Hex Flange, 5/8-32, Ignition Switch
21	1960547SM	1	LOCKWASHER, Internal Tooth, 5/8, Thin
22	2101025SM	1	WASHER, Shim
23	1701011SM	3	TIE, Strap, 7-5/16 Long
23	2825094SM	4	TIE, Strap, 7-5/16 Long (CE/Export) (Used only on RMO/ACS Models)
24	1716951SM	1	SWITCH, Headlights , 2 Terminal
25	1713535SM	1	BOOT, Insulator Cable Terminal, 1-15/16 Long, Red
26	1721830SM	1	CABLE, #6 x 25" Long, Ring Terminals
27	1603618SM	1	CABLE, #6 x 8" Long, Ring Terminals
28	1677296SM	1	BOOT, Insulator Battery Terminal
29	2816622SM	3	NUT, Hex, 1/4-20
30	2816964SM	2	LOCKWASHER, 1/4
31	2821319SM	2	WASHER, 1/4
32	2823341SM	2	CAPSCREW, Hex Head, 1/4-20 x 3/4
33	1713163SM	1	CABLE, #6 x 26 Long, Ring Terminal
34	1685215SM	1	BATTERY, 12 Volt
35	1722009SM	1	STRAP, Battery, 14 Long, Rubber
36	1929000SM	2	CAPSCREW, Hex Head Taptite, 1/4-20 x 3/8
37	1726810ASM	1	BRACKET, Switch Mount
38	1732004SM	1	SWITCH, Reverse Pedal
38	1704379SM	1	SWITCH, Reverse Pedal (CE/Export) (Used only on RMO/ACS Models)
39	1732006SM	1	SWITCH, Push Button, Foot Pedal

Footnotes

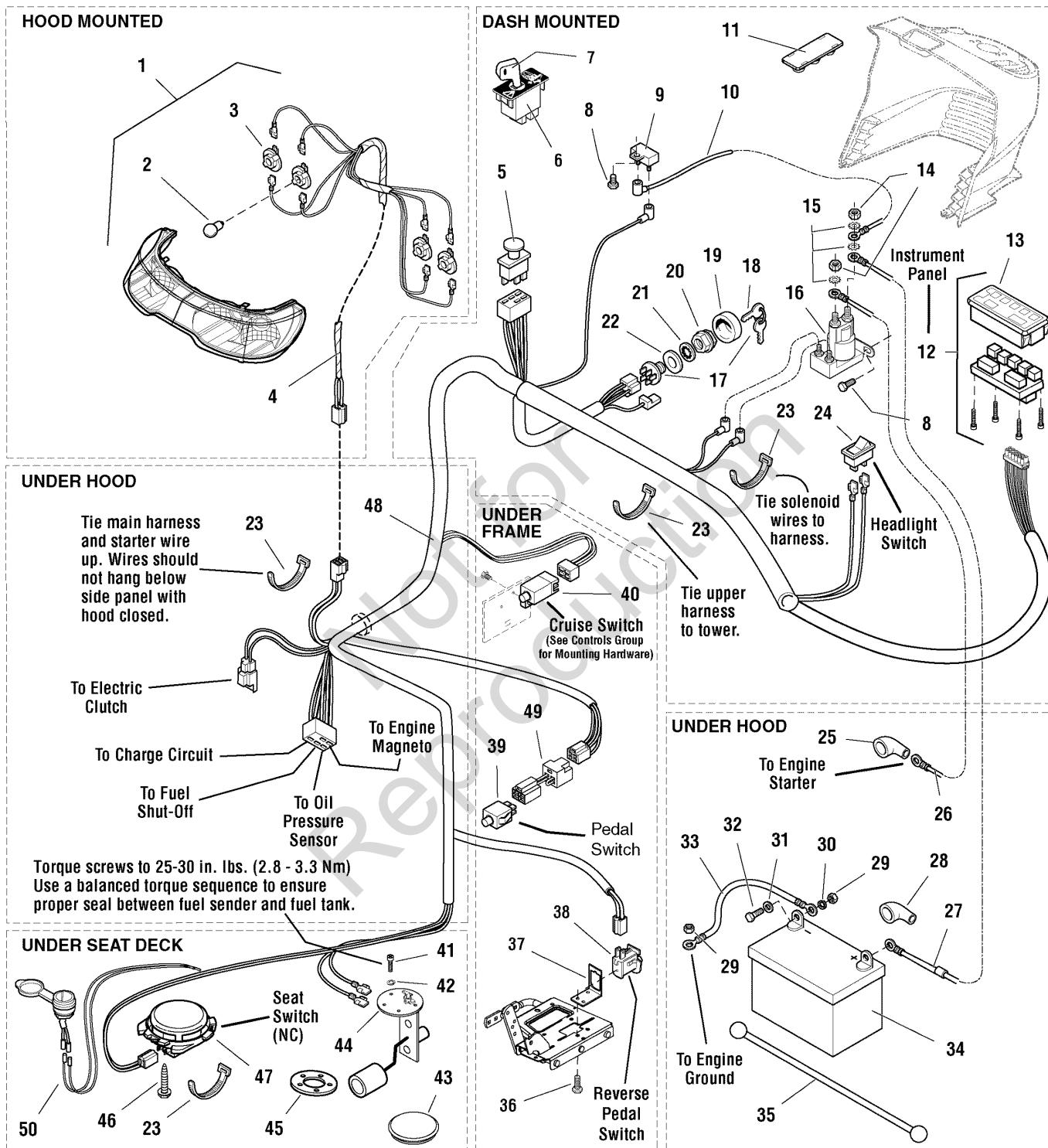
The above parts group applies to the following Mfg. Nos.:

1694818 - 1723H	2690745 - Conquest	2690751 - 2723H
1694819 - Conquest	2690746 - Conquest	2690753 - Conquest
1694820 - 2723H	2690747 - Conquest	2690799 - Conquest
1695153 - Conquest	2690748 - 1723H	
1695154 - 1723H	2690749 - 1723H	
1695155 - 2723H	2690750 - 2723H	

Electrical Group

986605

NOTE: Unless noted otherwise, use the standard hardware torque specification chart.



The above parts group applies to the following Mfg. Nos.:

- | | | |
|--------------------|--------------------|--------------------|
| 1694818 - 1723H | 2690745 - Conquest | 2690751 - 2723H |
| 1694819 - Conquest | 2690746 - Conquest | 2690753 - Conquest |
| 1694820 - 2723H | 2690747 - Conquest | 2690799 - Conquest |
| 1695153 - Conquest | 2690748 - 1723H | |
| 1695154 - 1723H | 2690749 - 1723H | |
| 1695155 - 2723H | 2690750 - 2723H | |

Electrical Group

REF NO	PART NO.	QTY.	DESCRIPTION
40	1717050SM	1	SWITCH, Cruise Control, Grey, NO (Used on all models except CE/Export)
41	2860665SM	5	SCREW, Pan Head Torx, #10-32 x 1/2
42	1917365SM	5	LOCKWASHER, 3/16 #10
43	1722309SM	1	PLUG, Hole 3", Round
44	1686921SM	1	SENDER, Fuel Tank (Includes Ref. 45)
45	1685303SM	1	GASKET
46	1960536SM	2	CAPSCREW, Hex Washer Head Plastite, 1/4 x 1/2
47	1716368SM	1	SWITCH, Seat, Grey, NC
47	1718981SM	1	SWITCH, Seat, Grey, NC (CE/Export) (Used only on RMO/ACS Models)
48	1730192SM	1	HARNESS, Wiring
48	1733220SM	1	HARNESS, Wiring (CE/Export) (Used only on RMO/ACS Models)
49	1734025SM	1	WIRING ASSEMBLY, All Conditions Shutdown (CE/Export) (Used only on RMO/ACS Models)
50	1725302SM	1	12-VOLT OUTLET (CE/Export) (Used only on RMO/ACS Models)

Not for
Reproduction

Footnotes

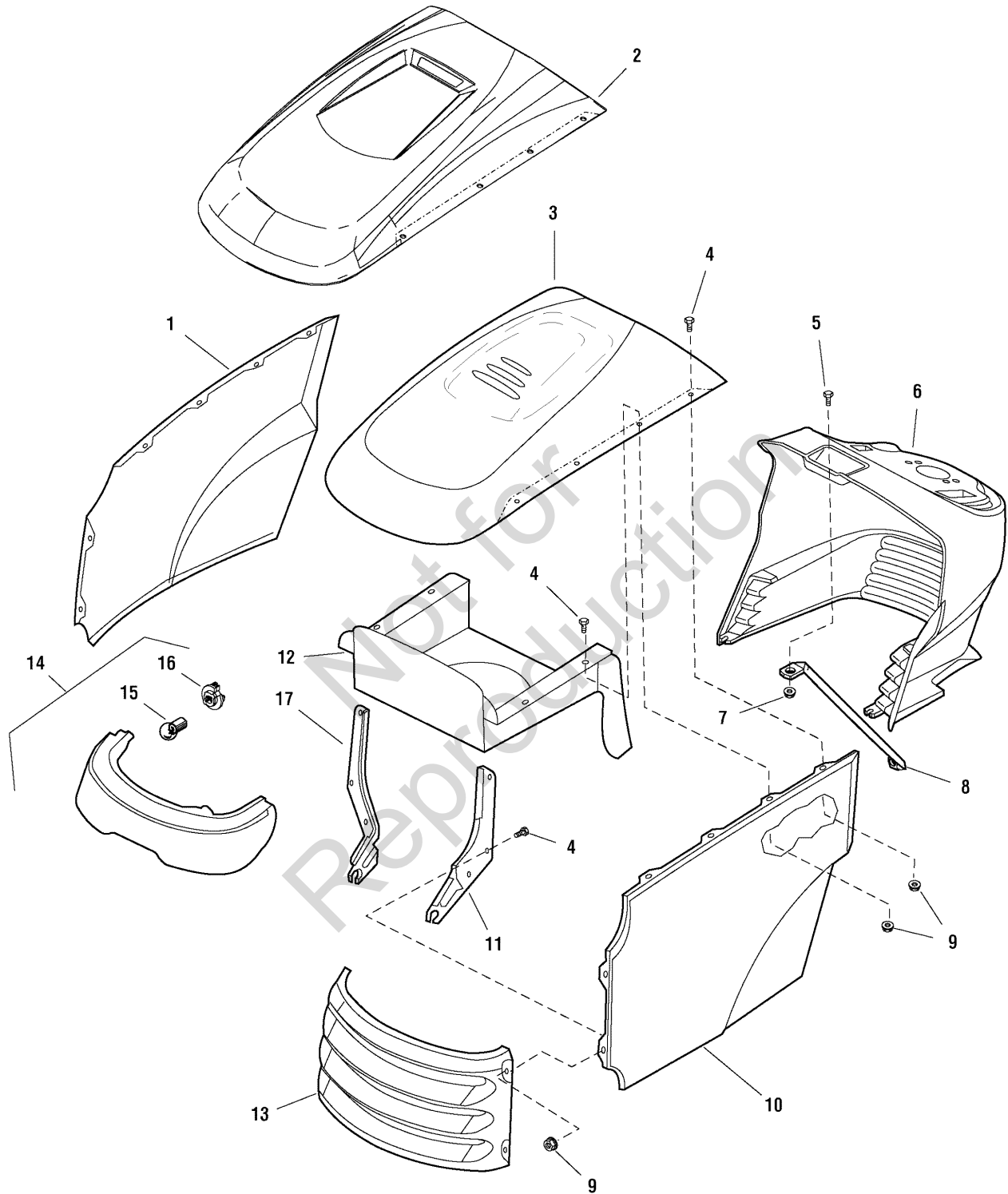
The above parts group applies to the following Mfg. Nos.:

1694818 - 1723H	2690745 - Conquest	2690751 - 2723H
1694819 - Conquest	2690746 - Conquest	2690753 - Conquest
1694820 - 2723H	2690747 - Conquest	2690799 - Conquest
1695153 - Conquest	2690748 - 1723H	
1695154 - 1723H	2690749 - 1723H	
1695155 - 2723H	2690750 - 2723H	

Hood, Grille & Dash Group

986608

NOTE: Unless noted otherwise,
use the standard hardware torque
specification chart.



The above parts group applies to the following Mfg. Nos.:

1694818 - 1723H

1694819 - Conquest

1694820 - 2723H

1695153 - Conquest

1695154 - 1723H

1695155 - 2723H

1695226 - Conquest

2690745 - Conquest

2690746 - Conquest

2690747 - Conquest

2690748 - 1723H

2690749 - 1723H

2690750 - 2723H

2690751 - 2723H

2690753 - Conquest

2690799 - Conquest

Hood, Grille & Dash Group

REF NO	PART NO.	QTY.	DESCRIPTION
1	1721804CSM	1	PANEL, RH Side
1	1721804DSM	1	PANEL, RH Side, Red
2	1728031DSM	1	HOOD, with Scoop, Red
3	1722110CSM	1	HOOD, with Louvers
4	1960295SM	12	CAPSCREW, Hex Head Flange Lock, 1/4-20 x 5/8
5	1960392SM	1	SCREW, Phillips Head, #10-24 x 1/2
6	1687054SM	1	DASHBOARD, RMO, Black
6	1687055SM	1	DASHBOARD, RMO with Hydra Lift Slot, Black
7	1933896SM	1	NUT, Hex Nylock, #10-24
8	1723123SM	1	ROD, Dash Support
9	1930641SM	12	NUT, Hex Flange Lock, 1/4-20
10	1721803CSM	1	PANEL, LH Side
10	1721803DSM	1	PANEL, LH Side, Red
11	1721808ASM	1	HINGE, LH
12	1733457ASM	1	DUCT, Air Inlet
13	1721802CSM	1	GRILLE
13	1721802DSM	1	GRILLE, Red
14	1721810SM	1	HEADLIGHT ASSEMBLY (Includes Ref. Nos. 15 & 16)
15	1677371SM	4	BULB, Headlight
16	1723451SM	4	SOCKET, Headlight
17	1721809ASM	1	HINGE, RH

Not for
Reproduction

Footnotes

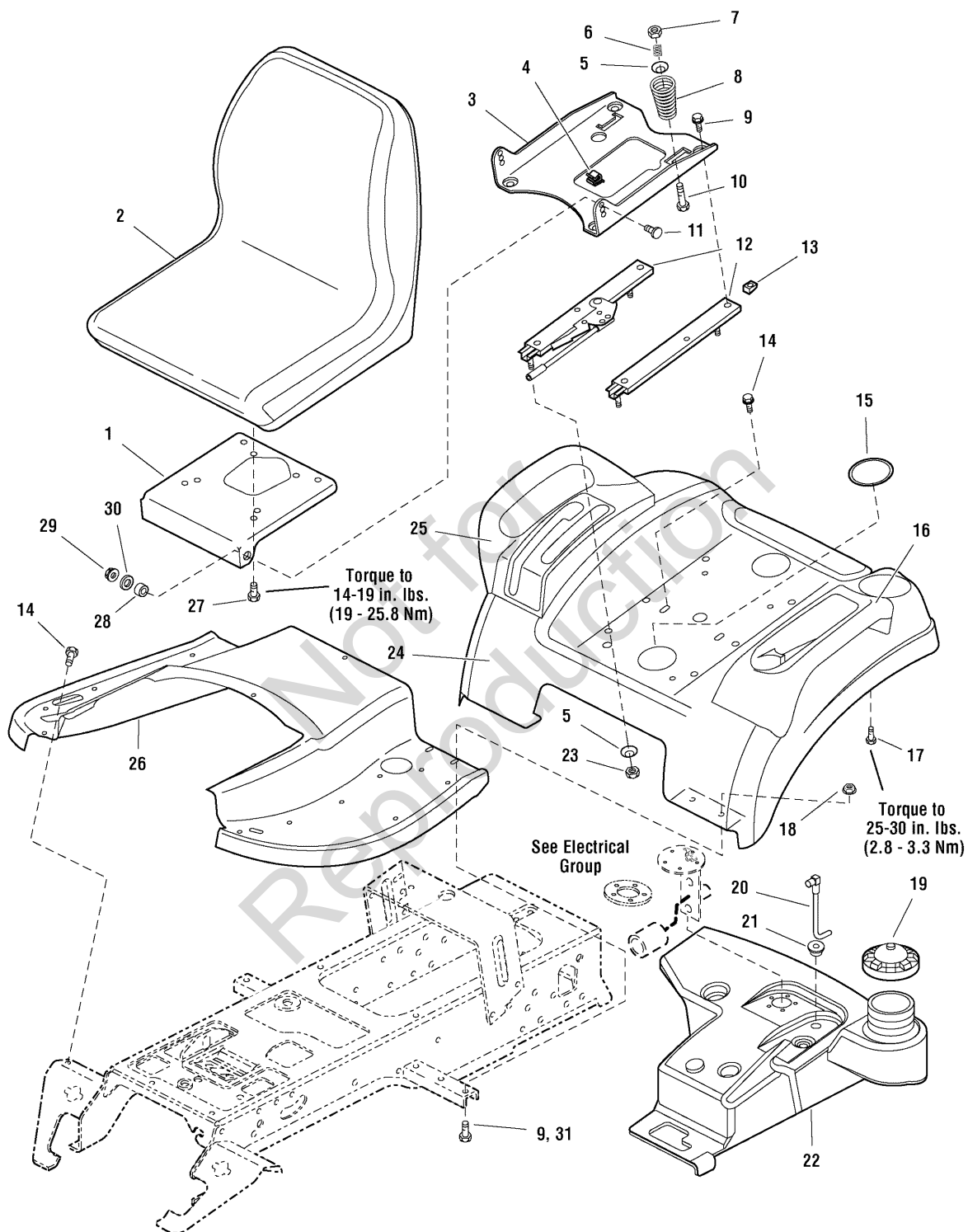
The above parts group applies to the following Mfg. Nos.:

1694818 - 1723H	1695226 - Conquest	2690750 - 2723H
1694819 - Conquest	2690745 - Conquest	2690751 - 2723H
1694820 - 2723H	2690746 - Conquest	2690753 - Conquest
1695153 - Conquest	2690747 - Conquest	2690799 - Conquest
1695154 - 1723H	2690748 - 1723H	
1695155 - 2723H	2690749 - 1723H	

Seat & Seat Deck Group

985909

NOTE: Unless noted otherwise,
use the standard hardware torque
specification chart.



The above parts group applies to the following Mfg. Nos.:

- | | | |
|--------------------|--------------------|--------------------|
| 1694818 - 1723H | 1695226 - Conquest | 2690750 - 2723H |
| 1694819 - Conquest | 2690745 - Conquest | 2690751 - 2723H |
| 1694820 - 2723H | 2690746 - Conquest | 2690753 - Conquest |
| 1695153 - Conquest | 2690747 - Conquest | 2690799 - Conquest |
| 1695154 - 1723H | 2690748 - 1723H | |
| 1695155 - 2723H | 2690749 - 1723H | |

Seat & Seat Deck Group

REF NO	PART NO.	QTY.	DESCRIPTION
1	1722129ASM	1	BRACKET, 1-5/8 x 1-3/4
2	1687199SM	1	SEAT, 18" Back
3	1722128ASM	1	SUPPORT, Seat
4	2172434SM	1	CLIP, Wire
5	1709256SM	2	WASHER, Spring, 5/16 x 1-1/4
6	1714263SM	2	SPRING, Compression
7	1919438SM	10	NUT, Hex Lock, ESNA Light, 5/16-18
8	1717051SM	2	SPRING, Compression
9	1930591SM	8	CAPSCREW, Hex Flange Whiz Lock, 5/16-18 x 3/4
10	1931339SM	2	CARRIAGE BOLT, 5/16-18 x 2
11	1931350SM	2	CARRIAGE BOLT, 3/8-16 x 1
12	1722356SM	1	SLIDE, Seat
13	1935255SM	4	NUT, Speed, 5/16-18, Lug Type
14	1930601SM	4	CAPSCREW, Hex Washer Head Taptite, 5/16-18 x 5/8
15	1722309SM	2	PLUG, Plastic
16	1729711SM	1	POD, with Cup Holder, LH
17	2860664SM	8	CAPSCREW, Hex Washer Head, 1/4-20 x 5/8
18	1931277SM	4	NUT, Hex Flange Whiz Lock, 5/16-18
19	1715917SM	1	CAP, Gas
20	1722340SM	1	TUBE & ELBOW ASSEMBLY
21	1654930SM	1	BUSHING, 3/8 x 9/16 x 5/8, Rubber
22	1722432SM	1	TANK, Fuel
23	1960636SM	8	NUT, Hex KEPS, 5/16-18
24	1722106CSM	1	DECK, Seat, Orange
24	1722106DSM	1	DECK, Seat, Red
25	1722108SM	1	POD, RH with 2 Slots
26	1722105CSM	1	TUNNEL, Orange
26	1722105DSM	1	TUNNEL, Red
27	1960667SM	4	SCREW, Hex Flange Whiz Lock, 5/16-18 x 1
28	1663752SM	2	SPACER, 25/64 x 5/8 x 3/16, Hardened
29	1930645SM	2	NUT, Hex Flange Two-Way Lock, 3/8-16
30	1924940SM	2	WASHER, 3/8
31	1930595SM	4	SCREW, Taptite 5/16-18 x 1-1/4

Footnotes

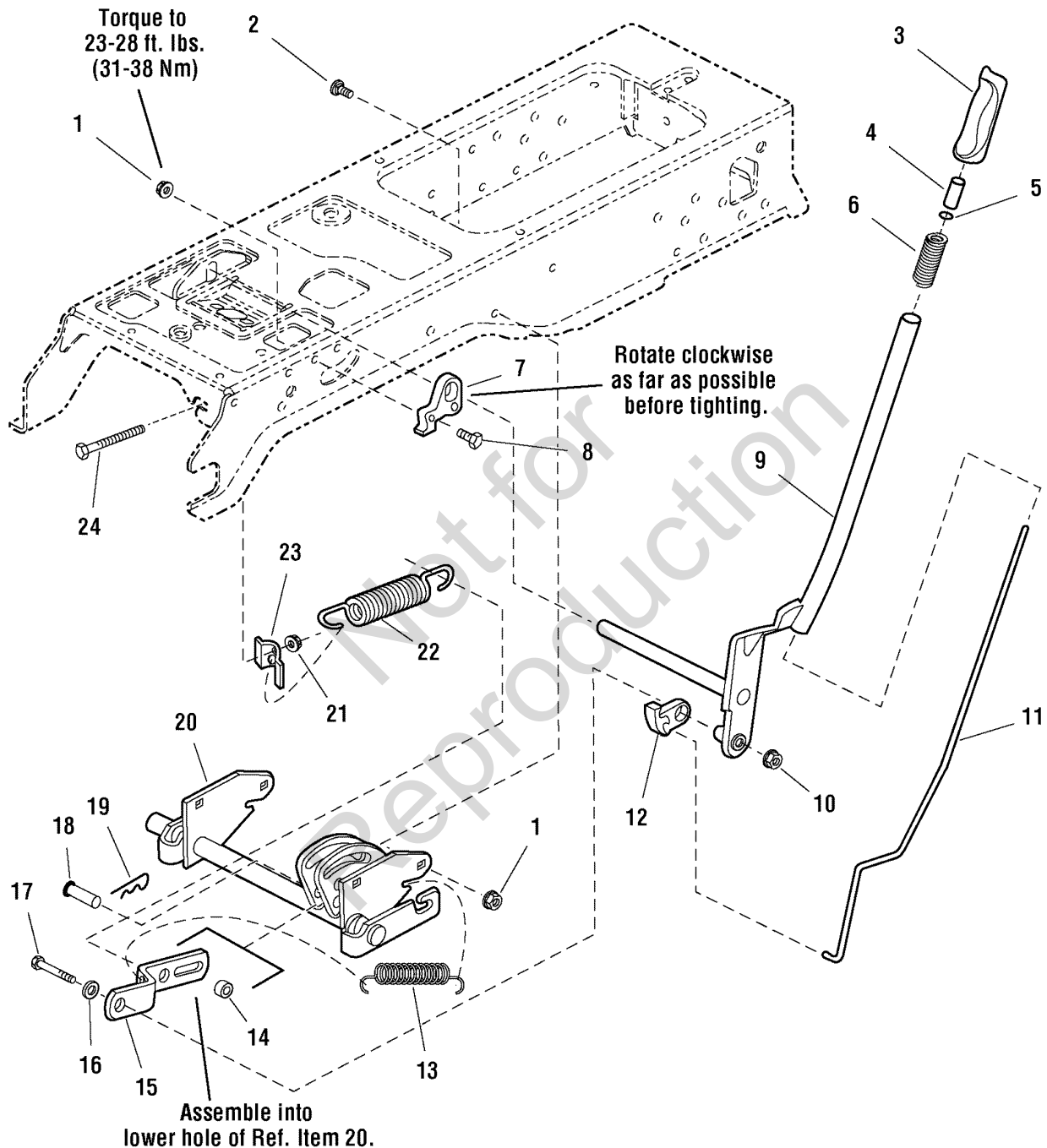
The above parts group applies to the following Mfg. Nos.:

1694818 - 1723H	1695226 - Conquest	2690750 - 2723H
1694819 - Conquest	2690745 - Conquest	2690751 - 2723H
1694820 - 2723H	2690746 - Conquest	2690753 - Conquest
1695153 - Conquest	2690747 - Conquest	2690799 - Conquest
1695154 - 1723H	2690748 - 1723H	
1695155 - 2723H	2690749 - 1723H	

Lift Group - Manual Lift

985894

NOTE: Unless noted otherwise, use the standard hardware torque specification chart.



The above parts group applies to the following Mfg. Nos.:

- | | | |
|--------------------|--------------------|--------------------|
| 1694818 - 1723H | 1695226 - Conquest | 2690750 - 2723H |
| 1694819 - Conquest | 2690745 - Conquest | 2690751 - 2723H |
| 1694820 - 2723H | 2690746 - Conquest | 2690753 - Conquest |
| 1695153 - Conquest | 2690747 - Conquest | 2690799 - Conquest |
| 1695154 - 1723H | 2690748 - 1723H | |
| 1695155 - 2723H | 2690749 - 1723H | |

Lift Group - Manual Lift

REF NO	PART NO.	QTY.	DESCRIPTION
1	1927557SM	2	NUT, Hex Whiz Lock Flange, 5/16-18, Large, Black
2	1931333SM	4	CARRIAGE BOLT, 5/16-18 x 3/4
3	1722291SM	1	GRIP, Lift Lever
4	1723124SM	1	BUTTON, Red Nylon, for 1/4 Rod
5	1960674SM	1	NUT, Push
6	1723321SM	1	SPRING, Compression, Lift Lever
7	1721581SM	1	QUADRANT, Lift, Powdered Metal
8	1926149SM	2	CAPSCREW, Hex Head, 5/16-18 x 1, G8, Black
9	1721712ASM	1	LEVER ASSEMBLY, Lift
10	1960636SM	5	NUT, Hex KEPS, 5/16-18
11	1722482SM	1	ROD, Latch
12	1722112SM	1	LOCK, Lift, Powdered Metal
13	2156302SM	1	SPRING, Extension
14	1723163SM	1	SPACER, 1/2 x 3/4 x 23/32
15	1723795ASM	1	BAR, Lift, 9-7/8 Long
16	1919381SM	1	WASHER, 5/16, Black
17	1921160SM	1	CAPSCREW, Hex Head, 5/16-18 x 2-1/4
18	1722819SM	1	PIN, Flat Head Drilled, 1/2 x 2-1/8 Long
19	1960033SM	1	CLIP, Hair Pin, 2-9/16 Long
20	1727436ASM	1	SHAFT ASSEMBLY, Lift
21	1935255SM	1	NUT, Speed, 5/16-18, Lug
22	1675232SM	1	SPRING, Compression
23	1723499SM	1	RETAINER, Spring Flat
24	1722357SM	1	CAPSCREW, Hex Washer Head, 5/16-18 x 4-1/2

Not for
Reproduction

Footnotes

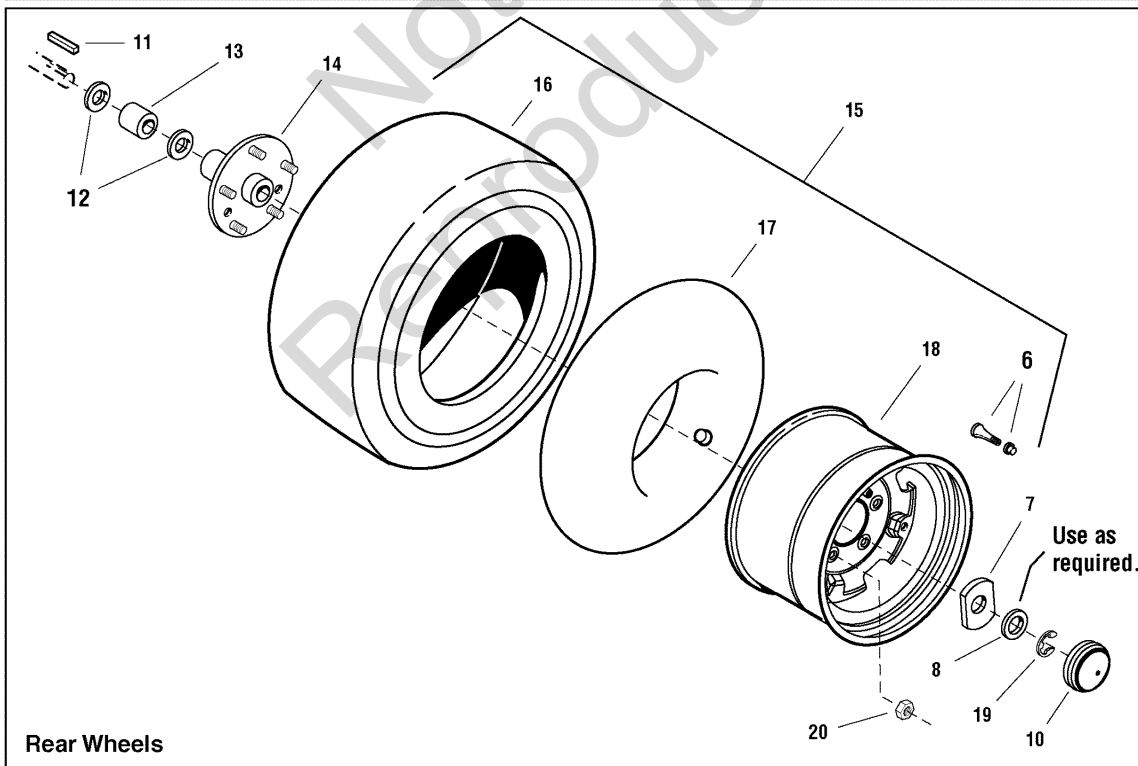
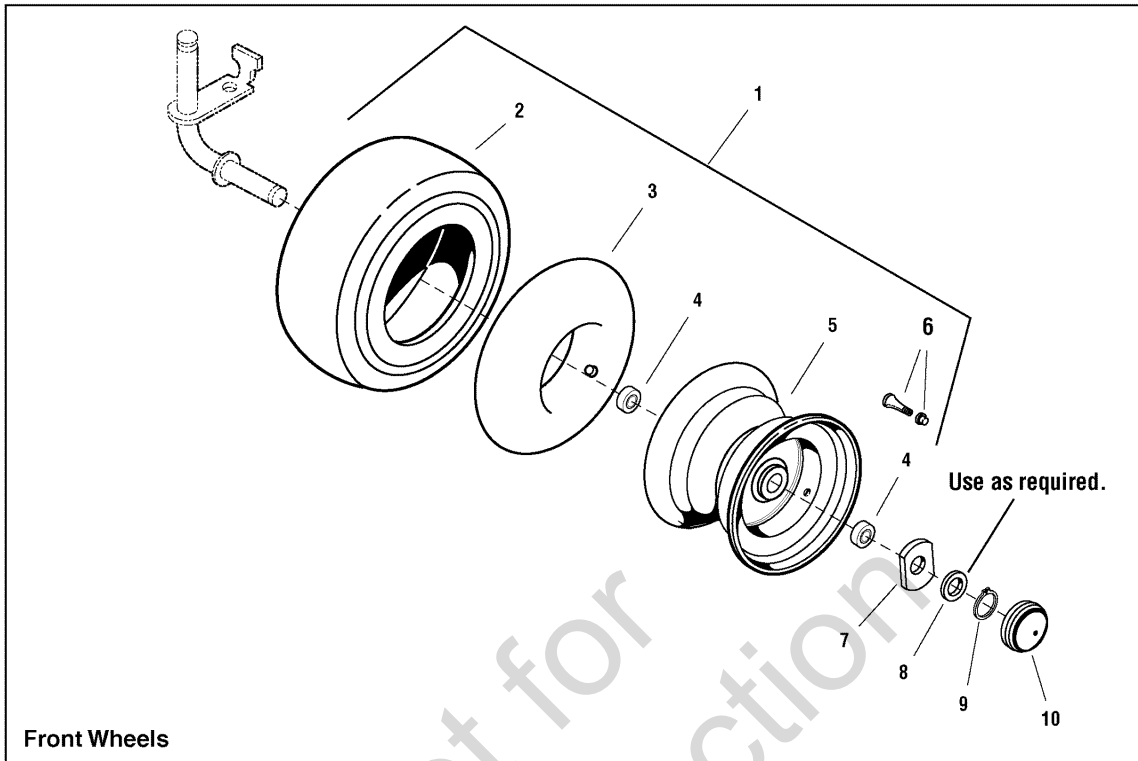
The above parts group applies to the following Mfg. Nos.:

1694818 - 1723H	1695226 - Conquest	2690750 - 2723H
1694819 - Conquest	2690745 - Conquest	2690751 - 2723H
1694820 - 2723H	2690746 - Conquest	2690753 - Conquest
1695153 - Conquest	2690747 - Conquest	2690799 - Conquest
1695154 - 1723H	2690748 - 1723H	
1695155 - 2723H	2690749 - 1723H	

Wheels & Tires Group

W986613

NOTE: Unless noted otherwise, use the standard hardware torque specification chart.



The above parts group applies to the following Mfg. Nos.:

- | | | |
|--------------------|--------------------|--------------------|
| 1694818 - 1723H | 1695226 - Conquest | 2690750 - 2723H |
| 1694819 - Conquest | 2690745 - Conquest | 2690751 - 2723H |
| 1694820 - 2723H | 2690746 - Conquest | 2690753 - Conquest |
| 1695153 - Conquest | 2690747 - Conquest | 2690799 - Conquest |
| 1695154 - 1723H | 2690748 - 1723H | |
| 1695155 - 2723H | 2690749 - 1723H | |

Wheels & Tires Group

REF NO	PART NO.	QTY.	DESCRIPTION
1	1722305SM	2	WHEEL & TIRE ASSEMBLY, Front, (Includes Ref. Nos. 2, 3, 4, 5 & 6)
2	1722833SM	2	TIRE, 16 x 6-1/2 - 8 Super Turf, Front
3	2164247SM	2	TUBE, Tire 16 x 6-1/2 - 8, Front
4	1717056SM	4	BEARING, Ball
5	1722834SM	2	WHEEL, 5 3/8 x 7-15/16, Front
6	2172353SM	4	VALVE STEM & CAP ASSEMBLY
7	1722726SM	8	WASHER, Special, 1 x 2-1/2
8	1919394SM	4	WASHER
9	2832577SM	6	RING, Shaft
10	1722676SM	4	CAP, Hub Grey, 2-23/64
11	2105337SM	2	KEY, HI PRO, 1/4 x 2
12	2860200SM	4	WASHER
13	1723112SM	2	SPACER, 1-1/16 x 1-1/2 x 1-23/32, Black
14	1721400SM	2	PLATE & HUB ASSEMBLY, Rear Wheel w/Studs
15	1722766SM	2	WHEEL & TIRE ASSEMBLY, Rear 23" (Includes Ref. Nos. 6, 16, 17 & 18)
16	1722830SM	2	TIRE, 23 x 10-1/2 - 12 Super Turf, Rear
17	2157638SM	2	TUBE, Tire 23 x 10-1/2 - 12, Rear
18	1722831SM	2	WHEEL, 7 x 12, Rear
19	2834712SM	2	RING, Shaft
20	2177725SM	10	NUT, Hex 7/16-20, For Wheel Bolt

Not for
Reproduction

Footnotes

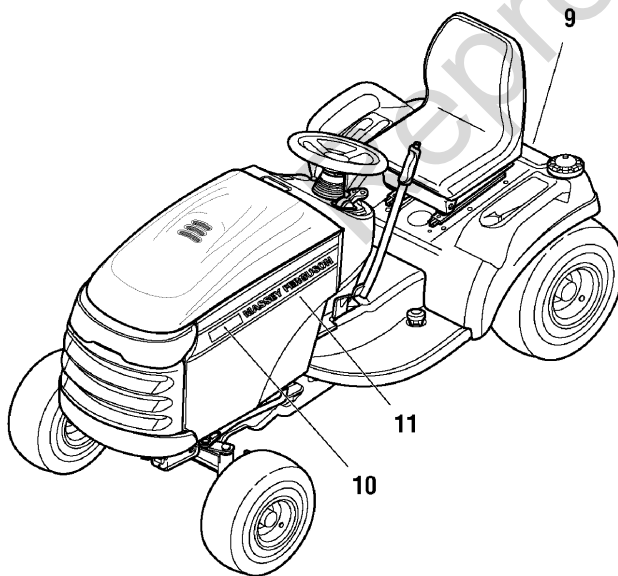
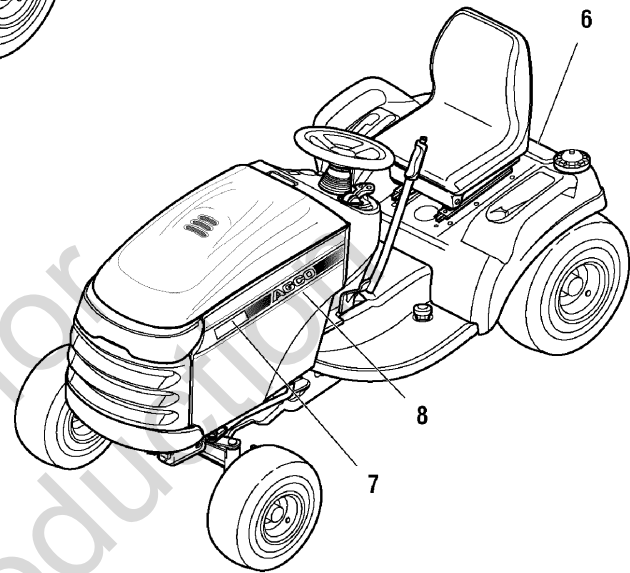
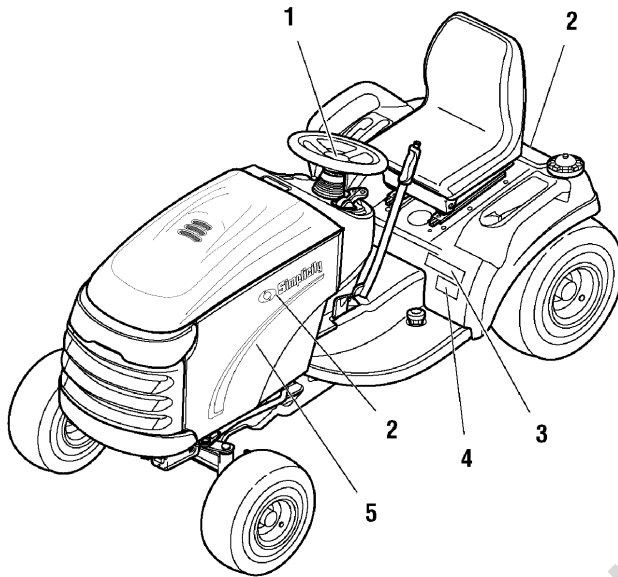
The above parts group applies to the following Mfg. Nos.:

1694818 - 1723H	1695226 - Conquest	2690750 - 2723H
1694819 - Conquest	2690745 - Conquest	2690751 - 2723H
1694820 - 2723H	2690746 - Conquest	2690753 - Conquest
1695153 - Conquest	2690747 - Conquest	2690799 - Conquest
1695154 - 1723H	2690748 - 1723H	
1695155 - 2723H	2690749 - 1723H	

Decals Group - Brand & Model

NOTE: Unless noted otherwise,
use the standard hardware torque
specification chart.

B986613



The above parts group applies to the following Mfg. Nos.:

1694818 - 1723H

1694819 - Conquest

1694820 - 2723H

1695153 - Conquest

1695154 - 1723H

1695155 - 2723H

1695226 - Conquest

2690745 - Conquest

2690746 - Conquest

2690747 - Conquest

2690748 - 1723H

2690749 - 1723H

2690750 - 2723H

2690751 - 2723H

2690753 - Conquest

2690799 - Conquest

Decals Group - Brand & Model

REF NO	PART NO.	QTY.	DESCRIPTION
1	1717692SM	2	DECAL, ICON Simplicity, Orange
1	1731418SM	1	DECAL, ICON Simplicity, Orange
2	1722551SM	3	DECAL, Simplicity, Silver & Blue w/Icon
3	1722820SM	1	DECAL, Conquest, Silver & Blue
4	1722549SM	1	DECAL, 16HP, Silver On Clear
4	1722779SM	1	DECAL, 18HP, Silver
4	1722780SM	1	DECAL, 20HP, Silver
4	1730206SM	1	DECAL, 21HP, Silver
4	1722781SM	1	DECAL, 23HP
5	1722773SM	1	DECAL, Hood Stripe, RH, Simplicity, Blue & Silver
5	1722774SM	1	DECAL, Hood Stripe, LH, Simplicity, Blue & Silver
6	1708926SM	1	DECAL, AGCO, Logo Black, Chrome, Orange
7	1722795SM	2	DECAL, 1716, Gray, AGCO
7	1722796SM	2	DECAL, 1718, Gray, AGCO
7	1722797SM	2	DECAL, 1720, Gray, AGCO
7	1730209SM	1	DECAL, 1721, AGCO
8	1722817SM	1	DECAL, Hood Stripe, LH, AGCO
8	1722818SM	1	DECAL, Hood Stripe, RH, AGCO
9	1714363SM	1	DECAL, Massey Ferguson Logo, 3 Triangles
10	1722801SM	2	DECAL, 2716, Black, Massey Ferguson
10	1722802SM	2	DECAL, 2718, Black, Massey Ferguson
10	1722803SM	2	DECAL, 2720, Black, Massey Ferguson
10	1730207SM	2	DECAL, 2721, Massey Ferguson
10	1728113SM	2	DECAL, 2723, Massey Ferguson
11	1722815SM	1	DECAL, Hood Stripe, LH, Massey Ferguson
11	1722816SM	1	DECAL, Hood Stripe, RH, Massey Ferguson
11	1727783SM	1	DECAL, Hood Stripe, LH, Massey Ferguson
11	1727784SM	1	DECAL, Hood Stripe, RH, Massey Ferguson

Footnotes

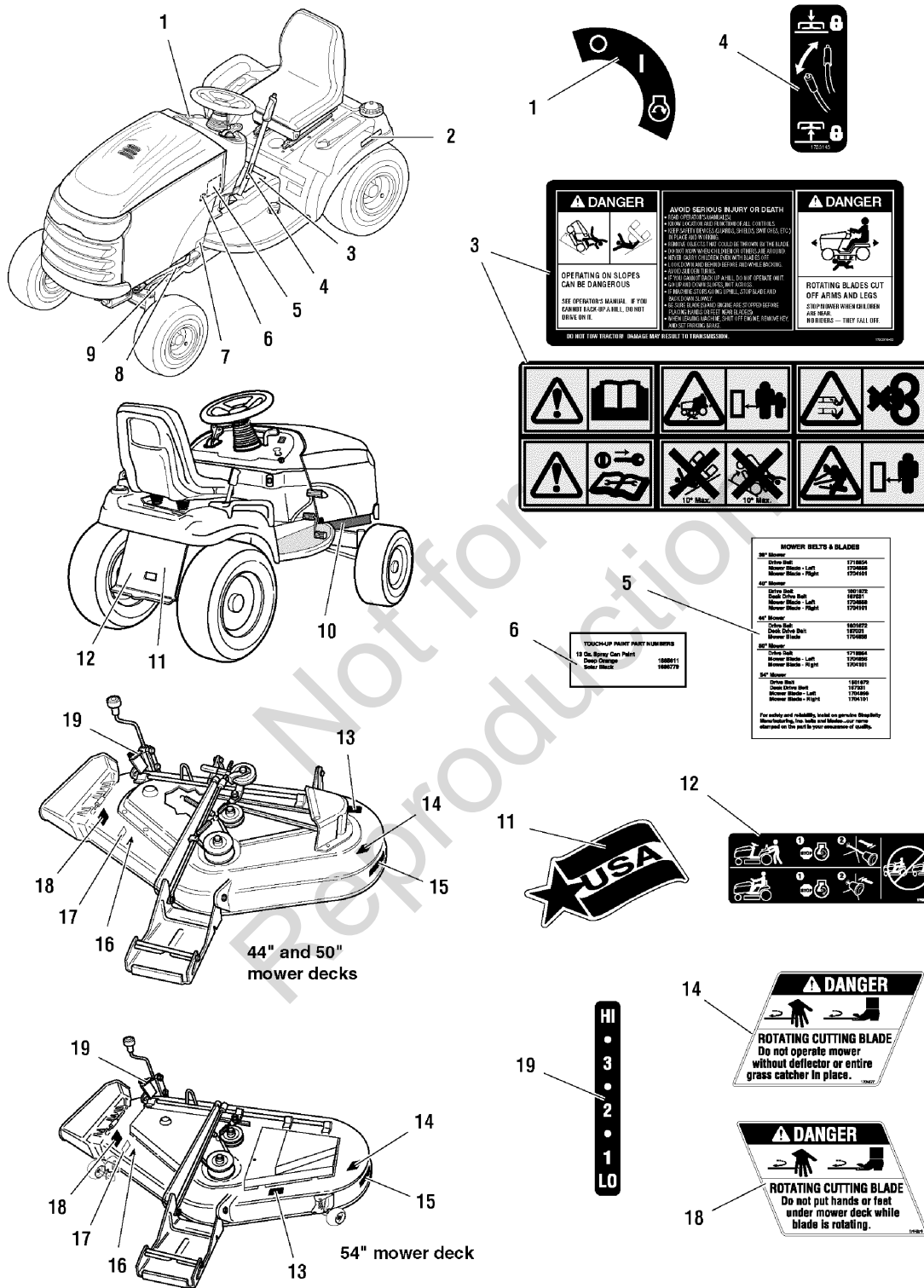
The above parts group applies to the following Mfg. Nos.:

1694818 - 1723H	1695226 - Conquest	2690750 - 2723H
1694819 - Conquest	2690745 - Conquest	2690751 - 2723H
1694820 - 2723H	2690746 - Conquest	2690753 - Conquest
1695153 - Conquest	2690747 - Conquest	2690799 - Conquest
1695154 - 1723H	2690748 - 1723H	
1695155 - 2723H	2690749 - 1723H	

Decals Group - Safety & Common

NOTE: Unless noted otherwise, use the standard hardware torque specification chart.

C986613



The above parts group applies to the following Mfg. Nos.:

- | | | |
|--------------------|--------------------|--------------------|
| 1694818 - 1723H | 1695226 - Conquest | 2690750 - 2723H |
| 1694819 - Conquest | 2690745 - Conquest | 2690751 - 2723H |
| 1694820 - 2723H | 2690746 - Conquest | 2690753 - Conquest |
| 1695153 - Conquest | 2690747 - Conquest | 2690799 - Conquest |
| 1695154 - 1723H | 2690748 - 1723H | |
| 1695155 - 2723H | 2690749 - 1723H | |

Decals Group - Safety & Common

REF NO	PART NO.	QTY.	DESCRIPTION
1	1722806SM	1	DECAL, Ignition Switch Symbols, White/Black
2	1718025SM	1	DECAL, Automatic Control Traction
3	1722814SM	1	DECAL, Tunnel Cover, Danger Slopes/Blades
3	1734027SM	1	DECAL, Tunnel Cover, Danger Slopes/Blades, (Export)
3	1726923SM	1	DECAL, Tunnel Cover
4	1723143SM	1	DECAL, Lift Lever Symbols
5	1725158SM	1	DECAL, Drive Belts, Mower Blades (38 Tooth Sprocket Mower)
5	1727014SM	1	DECAL, Drive Belts, Mower Blades
6	1720454SM	1	DECAL, Touch Up Paint, Deep Orange
6	1725072SM	1	DECAL, Touch-Up Paint, Red
7	1723296SM	2	DECAL, Protective Sticker
8	*	1	LABEL, Decibel, Power Mass
9	*	1	DECAL, I.D. Plate
10	*	1	DECAL, Patent
11	1708927SM	1	DECAL, USA Logo Stars & Stripe
12	1723160SM	1	DECAL, Transmission Release Valve
13	*	1	DECAL, I.D. Plate
14	1704276SM	1	DECAL, Danger Do Not Put Hands/Feet in Mower
15	1722771SM	1	DECAL, Free Floating Mower, Silver
16	*	1	DECAL, OPEI Certified
17	1722789SM	1	DECAL, 44", Silver on Black with Stripe
17	1722790SM	1	DECAL, 50", Silver on Black with Stripe
17	1722791SM	1	DECAL, 54", Silver on Black with Stripe
18	1704277SM	1	DECAL, Danger Do Not Operate without Deflector
19	1721197SM	1	DECAL, Height of Cut

Footnotes

Note* Not a service part.

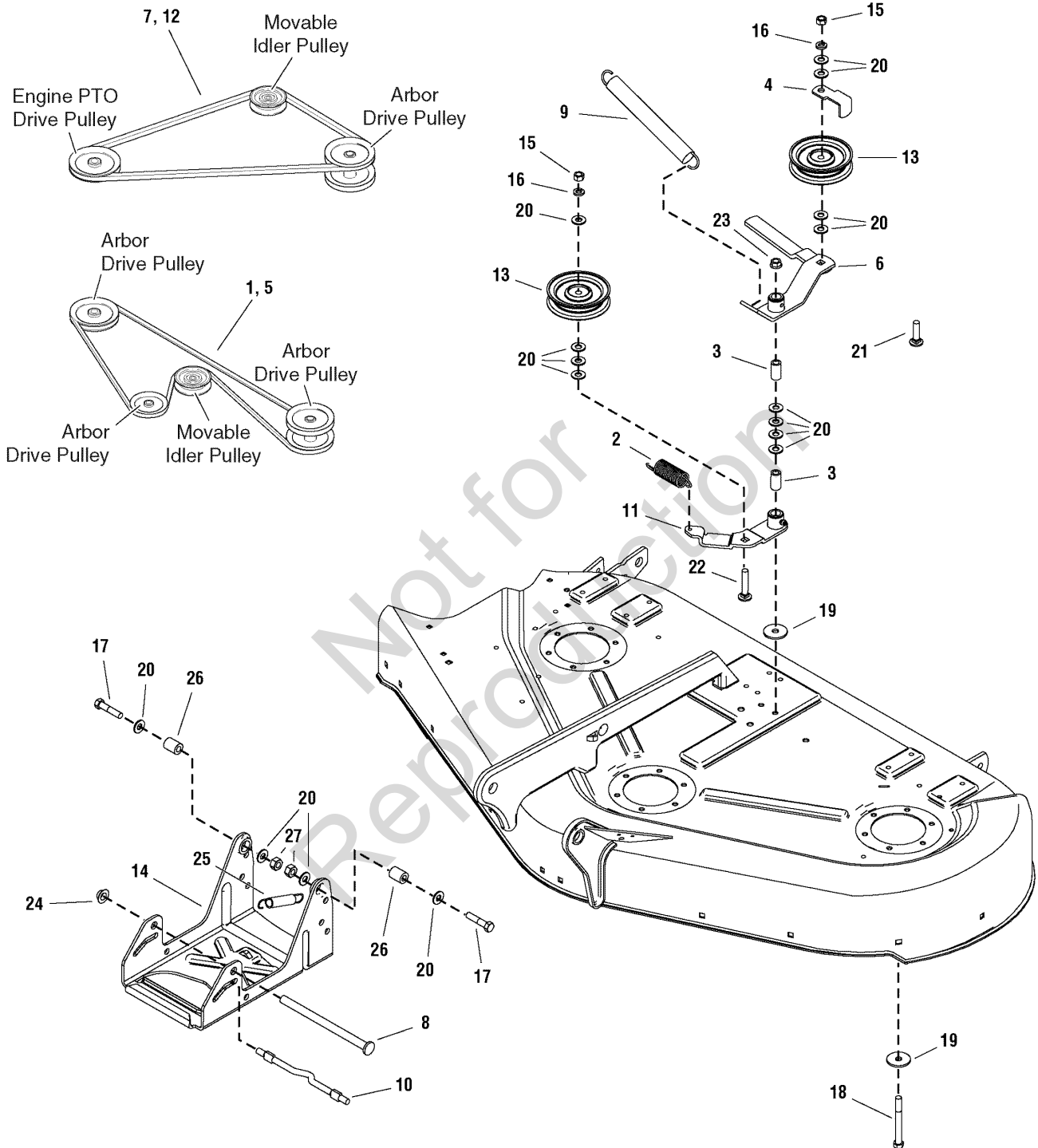
The above parts group applies to the following Mfg. Nos.:

1694818 - 1723H	1695226 - Conquest	2690750 - 2723H
1694819 - Conquest	2690745 - Conquest	2690751 - 2723H
1694820 - 2723H	2690746 - Conquest	2690753 - Conquest
1695153 - Conquest	2690747 - Conquest	2690799 - Conquest
1695154 - 1723H	2690748 - 1723H	
1695155 - 2723H	2690749 - 1723H	

44" & 50" Mower Deck - Clutch & Support Group

987579

NOTE: Unless noted otherwise,
use the standard hardware torque
specification chart.



The above parts group applies to the following Mfg. Nos.:

- | | |
|---------------------|--------------------|
| 1695397 - 50" Mower | 2690747 - Conquest |
| 1695399 - 44" Mower | 2690753 - Conquest |
| 1695400 - 44" Mower | |
| 1695589 - 50" Mower | |
| 2690745 - Conquest | |
| 2690746 - Conquest | |

44" & 50" Mower Deck - Clutch & Support Group

REF NO	PART NO.	QTY.	DESCRIPTION
1	1601672SM	1	V BELT, HA 61.10 (Used only on 44" Mower)
2	1656936SM	1	SPRING, Extension
3	1674669SM	2	SPACER, Case Hard
4	1677135ASM	1	GUARD, Belt
5	1703836SM	1	V BELT, Arbor Drive 50 (Used only on 50" Mower)
6	1704658SM	1	LEVER ASSEMBLY, Idler w/Bushings & Fitting
7	1707740SM	1	V BELT, Mower Drive 50 (Used only on 50" Mower)
8	1713578SM	1	ROD
9	1715435SM	1	SPRING, Extension
10	1715759SM	1	ROD
11	1718561SM	1	LEVER ASSEMBLY, Idler w/Bushings & Fitting
12	1721532SM	1	BELT, 83.1 (Used only on 44" Mower)
13	1724387SM	2	PULLEY, Idler
14	1733717ASM	1	HITCH, Mower 44, 50"
15	1916950SM	2	NUT, Hex 3/8-16 NC-2B
16	1916965SM	2	LOCKWASHER, Spring 3/8
17	1922606SM	2	CAPSCREW, Hex Head 3/8-16 x 1-3/4 G8
18	1923938SM	1	CAPSCREW, Hex Head 3/8-16 x 3-1/2 G5
19	1924356SM	2	WASHER, 3/8
20	1924940SM	14	WASHER, 3/8
21	1931352SM	1	CARRIAGE BOLT, 3/8-16 x 1-1/2 G5
22	1960315SM	1	CARRIAGE BOLT, 3/8-16 x 2 G5
23	1960339SM	1	NUT, Hex Flange 3/8-16 Machine Lock
24	1960519SM	1	NUT, Push
25	2156302SM	1	SPRING, Extension
26	1733068SM	2	SPACER
27	2860681SM	2	NUT, Hex Toplock Spiral Lock Flange 3/8-16

Footnotes

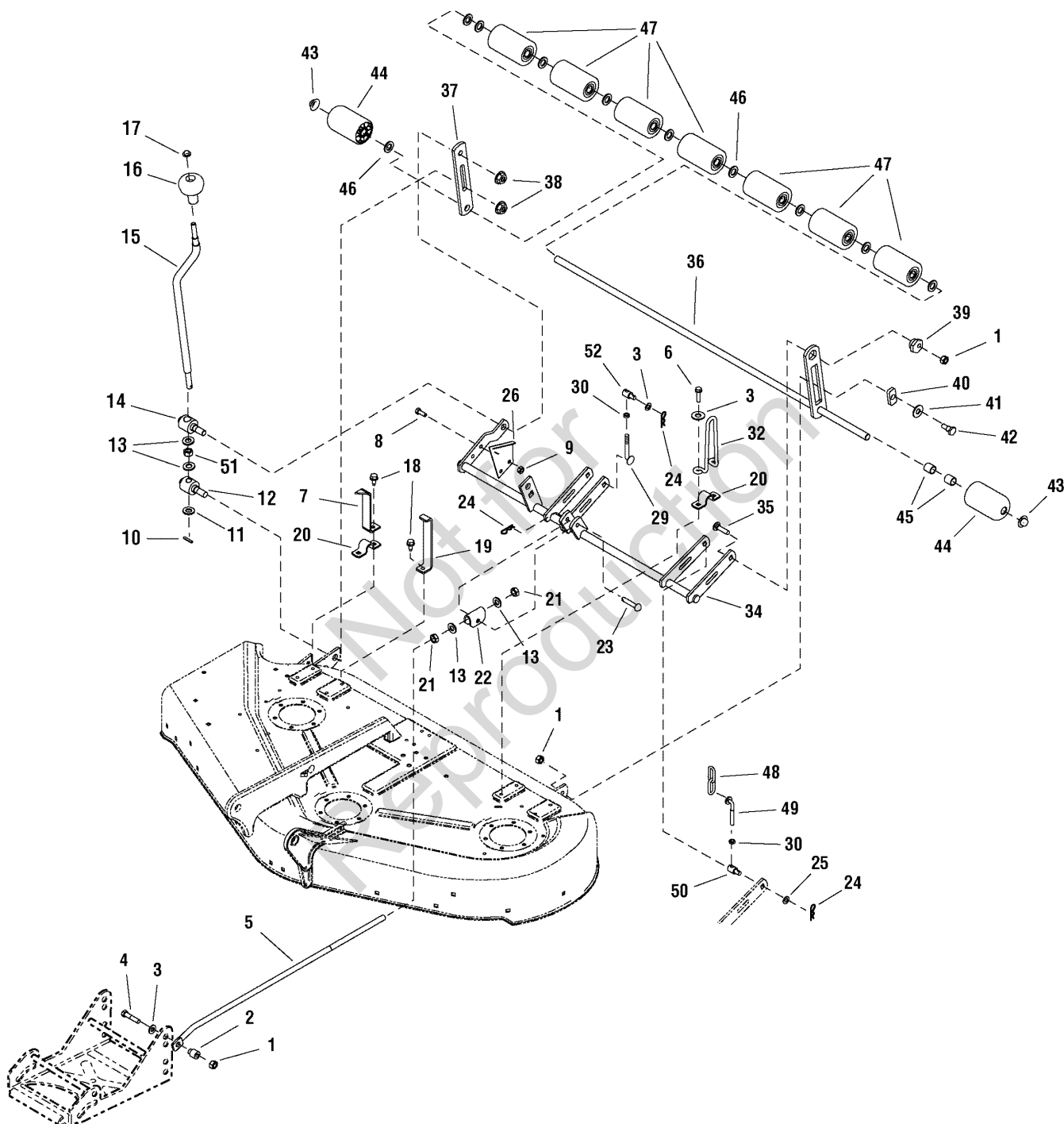
The above parts group applies to the following Mfg. Nos.:

1695397 - 50" Mower	2690747 - Conquest
1695399 - 44" Mower	2690753 - Conquest
1695400 - 44" Mower	
1695589 - 50" Mower	
2690745 - Conquest	
2690746 - Conquest	

44" Mower Deck - Height Adjustment & Roller Group

NOTE: Unless noted otherwise,
use the standard hardware torque
specification chart.

2987877



The above parts group applies to the following Mfg. Nos.:

- 1695399 - 44" Mower
- 1695400 - 44" Mower
- 2690747 - Conquest
- 2690753 - Conquest

44" Mower Deck - Height Adjustment & Roller Group

REF NO	PART NO.	QTY.	DESCRIPTION
1	2860681SM	3	NUT, Hex Toplock Spiral Lock Flange 3/8-16
2	1706644SM	1	SPACER, 3/8 x 3/4 x 15/16
3	1924940SM	4	WASHER, 3/8
4	1922606SM	1	CAPSCREW, Hex Head 3/8-16 x 1-3/4 G8
5	1734797SM	1	ROD, Adjustment
6	1931202SM	2	SCREW, Hex Washer Head Taptite 5/16-18 x 1-1/4
7	1720643ASM	1	INDICATOR, Height
8	1930591SM	2	SCREW, Hex Whiz Lock Flange 5/16-18 x 3/4
9	1931277SM	2	NUT, Hex Flange 5/16-18 Whiz Lock Small
10	2816001SM	1	PIN, Spring
11	1704097SM	1	WASHER, Detent
12	1733257SM	1	TRUNNION
13	1960170SM	3	WASHER, 1/2
14	1733258SM	1	TRUNNION
15	1719901SM	1	CRANK, Height Adjust
16	1714084SM	1	KNOB, Spinner
17	1960093SM	1	NUT, Push Pal 3/8 Diameter Stud Capped
18	1664847SM	5	SCREW, Hex Washer Head Taptite 5/16-18 x 3/4
19	1722748ASM	1	BRACKET, Up-Stop
20	1665374SM	3	STRAP, Roller
21	1913744SM	2	NUT, Hex Jam 1/2-13
22	1704081ASM	1	TRUNNION, Rod
23	2118053SM	1	PIN, Round Head Drilled 3/8 x 2
24	1960074SM	3	CLIP, Hair Pin
25	1960103SM	1	WASHER, 3/8
26	1704116ASM	1	BRACKET, Height of Cut
29	1724959SM	1	ROD, Height Adjuster
30	1920161SM	2	NUT, Hex Jam 5/16-18
32	1722747SM	1	UP-STOP, 6-14 High
34	1733521ASM	1	SHAFT ASSEMBLY, Rocker 44"
35	1931352SM	1	CARRIAGE BOLT, 3/8-16 x 1-1/2 G5
36	1716159ASM	1	SHAFT & BAR ASSEMBLY, 44"
37	1704074ASM	1	BAR, Roller
38	1930644SM	2	NUT, Hex Flange 1/2-13 Two-Way Lock
39	1704082SM	1	NUT, Hex Adjusting
40	1677507SM	1	SLIDE
41	1924361SM	1	WASHER, 1/2
42	2172622SM	1	BOLT, Shoulder, 3/8-16 G5
43	1960520SM	2	NUT, Push for 5/8 Diameter Stud Capped
44	1722036SM	2	ROLLER, Rounded
45	1602946SM	2	SPACER, Split
46	1924366SM	10	WASHER, 5/8
47	1668513SM	7	ROLLER

Footnotes

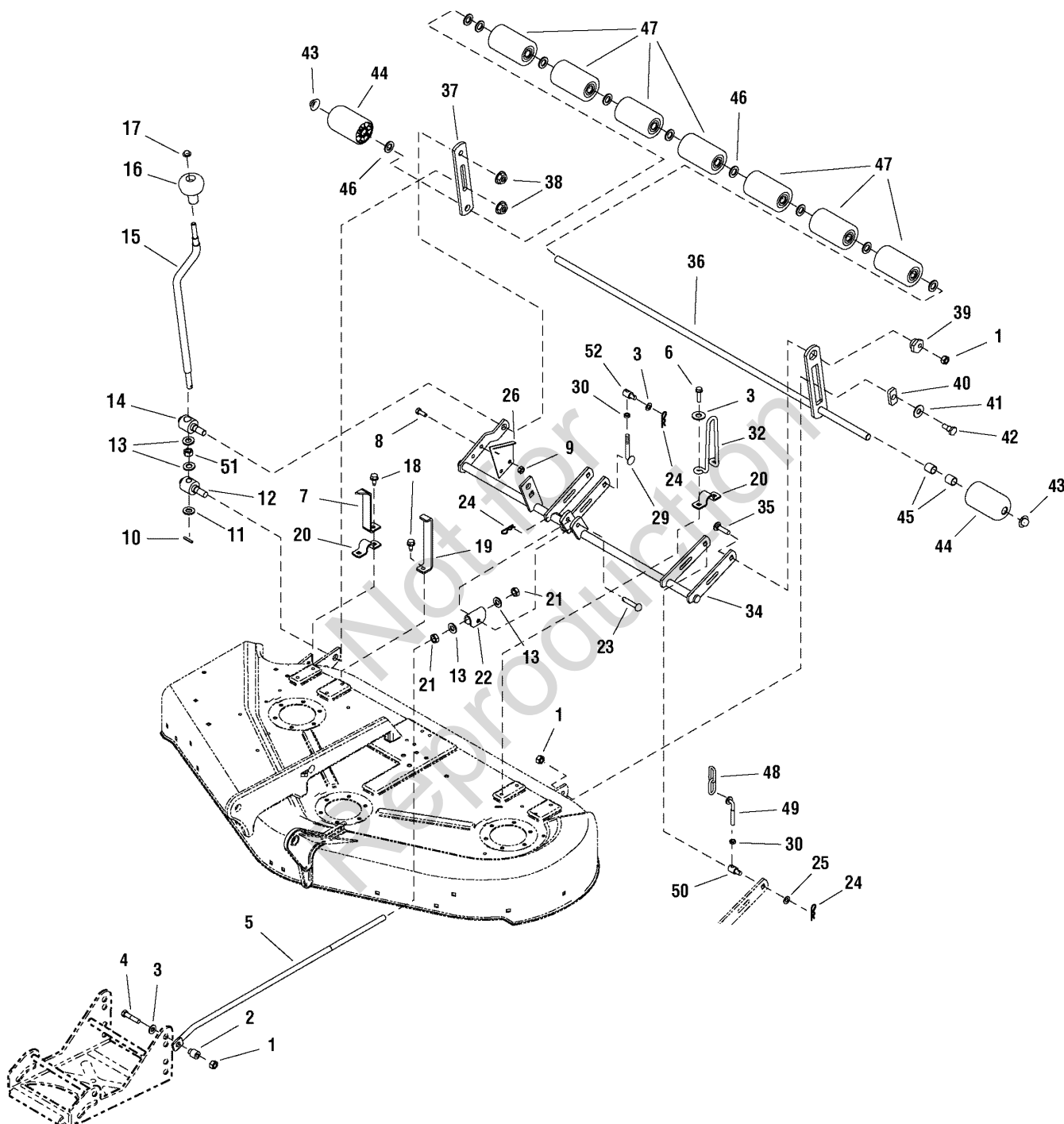
The above parts group applies to the following Mfg. Nos.:

1695399 - 44" Mower
1695400 - 44" Mower
2690747 - Conquest
2690753 - Conquest

44" Mower Deck - Height Adjustment & Roller Group

NOTE: Unless noted otherwise,
use the standard hardware torque
specification chart.

2987877



The above parts group applies to the following Mfg. Nos.:

- 1695399 - 44" Mower
- 1695400 - 44" Mower
- 2690747 - Conquest
- 2690753 - Conquest

44" Mower Deck - Height Adjustment & Roller Group

REF NO	PART NO.	QTY.	DESCRIPTION
48	1731383ASM	2	CHAIN, Link
49	1731384SM	2	ROD, Height Adjusting, 3/8-18
50	1731382SM	2	TRUNNION
51	1716953SM	1	SPACER
52	7028200SM	1	SWIVEL, Adjustable

Not for
Reproduction

Footnotes

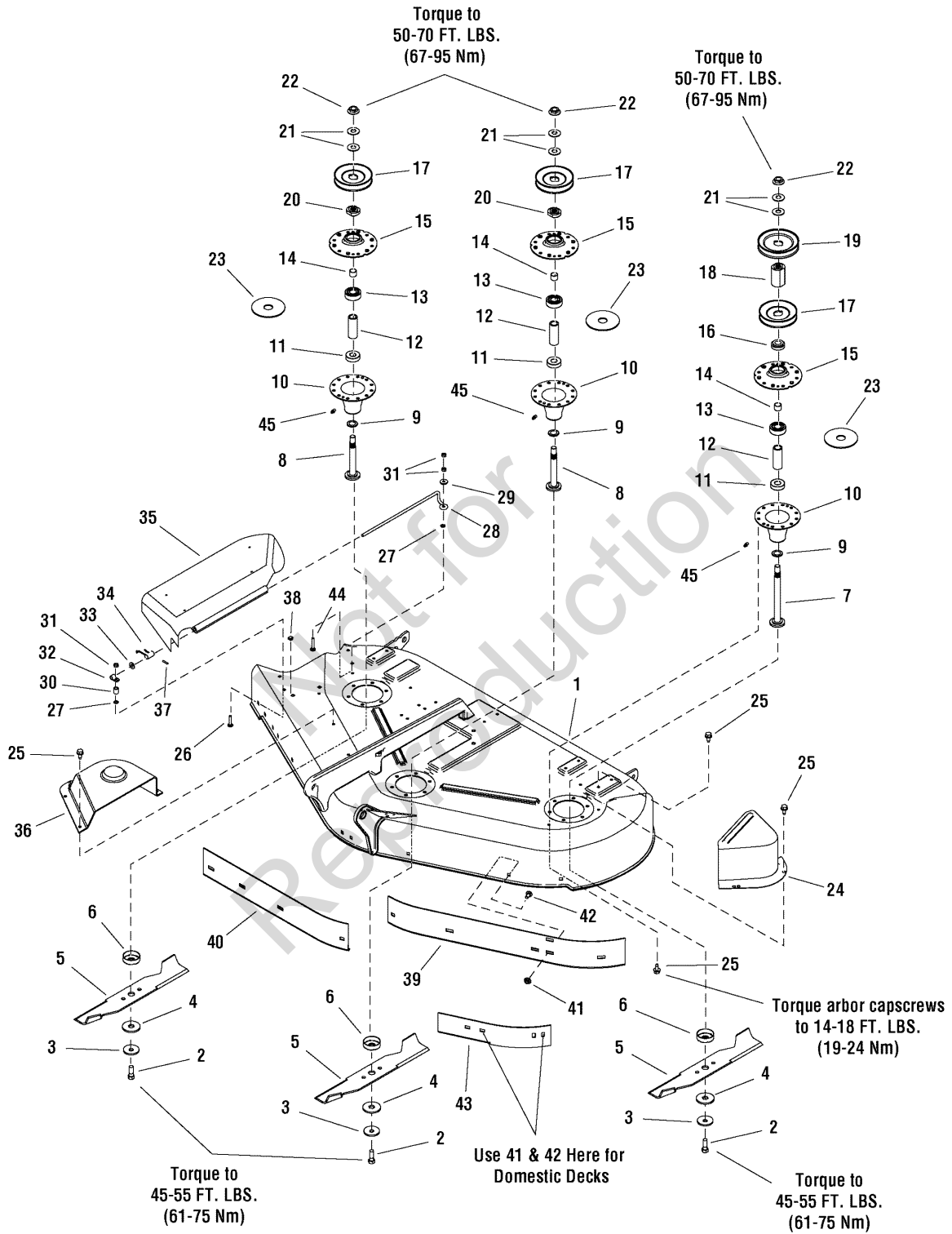
The above parts group applies to the following Mfg. Nos.:

1695399 - 44" Mower
1695400 - 44" Mower
2690747 - Conquest
2690753 - Conquest

44" Mower Deck - Housing, Arbors & Blades Group

987515

NOTE: Unless noted otherwise, use the standard hardware torque specification chart.



The above parts group applies to the following Mfg. Nos.:

- 1695399 - 44" Mower
- 1695400 - 44" Mower
- 2690747 - Conquest
- 2690753 - Conquest

44" Mower Deck - Housing, Arbors & Blades Group

REF NO	PART NO.	QTY.	DESCRIPTION
1	1687327SM	1	HOUSING ASSEMBLY, 44"
2	2823471SM	3	CAPSCREW, Hex Head 7/16-14 x 1-1/4 G8
3	1656916SM	3	WASHER, Spring
4	1713089SM	3	WASHER, Hex, 11/16 x 2
5	1704100SM	3	BLADE, Mower
6	1713196SM	3	SHIELD, Grass Lower Arbor Heat Treat
7	1713612SM	1	SHAFT, Arbor
8	1713195SM	2	SHAFT, Arbor
9	1713619SM	3	WASHER, Cup
10	1713338ASM	3	HOUSING, Arbor Bottom w/Lube Fitting (Includes Ref. No. 45)
11	1705897SM	3	BEARING, Ball 11/16 x 1-9/16 x 15/32
12	1732544SM	3	SPACER, Powdered Metal
13	2108202SM	3	BEARING, Ball
14	1715724SM	3	SPACER, 21/32 x 3/4 x 5/8
15	1655729ASM	3	HOUSING, Arbor Top
16	1713533SM	1	HUB, Powdered Metal
17	1713098SM	3	PULLEY
18	1713158SM	1	HUB, Hub Serated
19	1732951SM	1	PULLEY
19	1713091SM	1	PULLEY (CE/Export)
20	1713197SM	2	HUB, Pulley, Center & R.H.
21	1713675SM	6	WASHER, Bellville
22	1714419SM	3	NUT, Hex Flange 9/16-18
23	1707335SM	3	GASKET
24	1720560ASM	1	COVER, Arbor
24	1732200ASM	1	COVER, Arbor (No Ribs) (CE/Export)
25	1664847SM	27	SCREW, Hex Washer Head Taptite 5/16-18 x 3/4
26	1960633SM	2	CARRIAGE BOLT, 1/4-20 x 1-1/2 G5
27	1960518SM	2	NUT, Push for 1/4 Diameter Thread
28	1706709SM	1	ROD, Deflector
29	1710703SM	2	SPACER
30	1931320SM	2	CARRIAGE BOLT, 1/4-20 x 1-1/4 G5
31	1920397SM	2	NUT, Hex Lock ESNA Light 1/4-20
32	1704873SM	1	CLAMP, Wire, 5/16 Diameter
33	1919326SM	1	WASHER, 5/16
34	7101082SM	1	SPRING, Torsion Chute
35	1705449SM	1	DEFLECTOR
36	1715673SM	1	COVER, Arbor
37	1931277SM	1	NUT, Hex Flange 5/16-18 Whiz Lock Small
38	1705115SM	1	PLUG, Button
39	1716879ASM	1	BAFFLE, Blowout 44" LH (CE/Export)
40	1716878ASM	1	BAFFLE, Blowout 44" RH (CE/Export)
41	1927557SM	2	NUT, Hex Flange 5/16-18 Whiz Lock Large (Quantity 11 used on CE/Export Models)

Footnotes

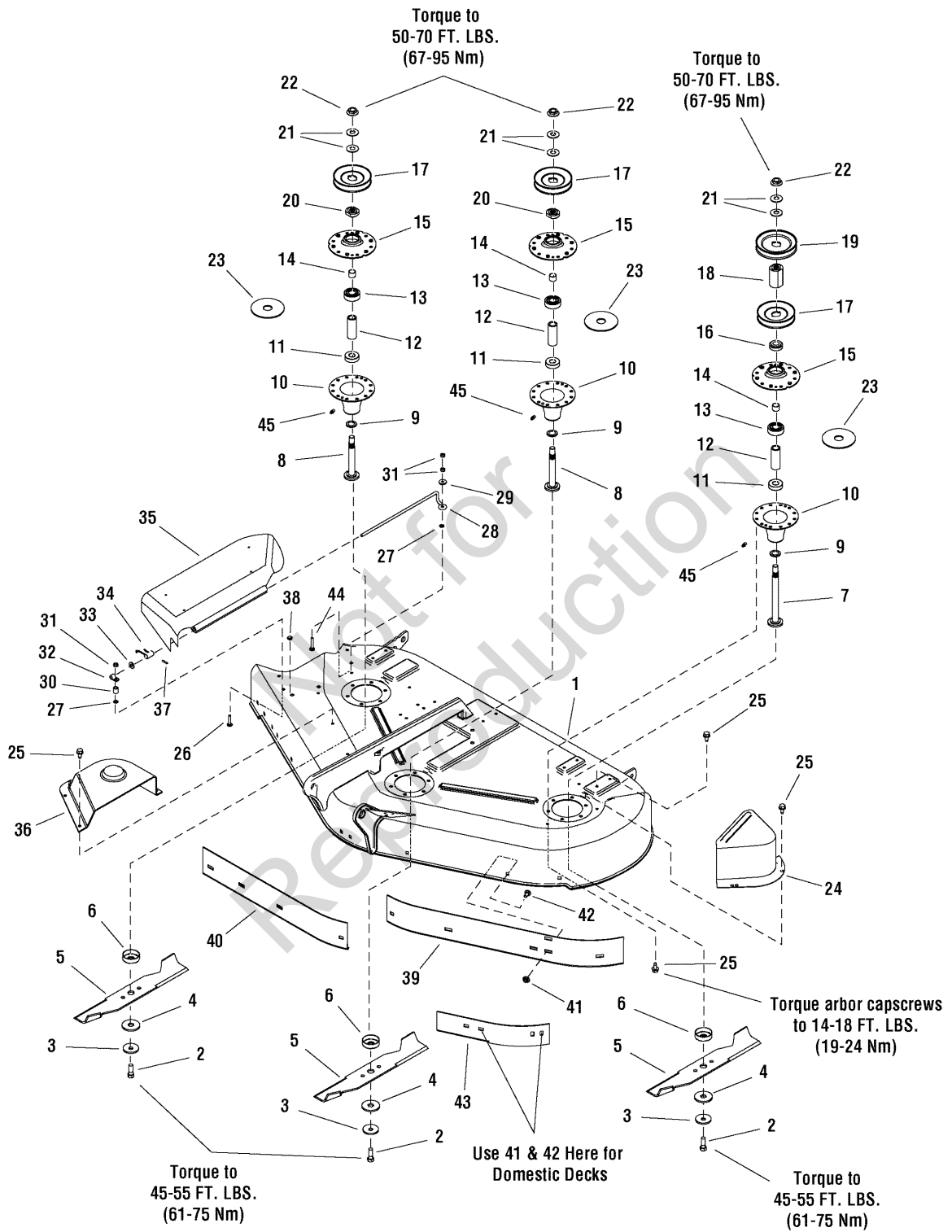
The above parts group applies to the following Mfg. Nos.:

1695399 - 44" Mower
 1695400 - 44" Mower
 2690747 - Conquest
 2690753 - Conquest

44" Mower Deck - Housing, Arbors & Blades Group

987515

NOTE: Unless noted otherwise, use the standard hardware torque specification chart.



The above parts group applies to the following Mfg. Nos.:

- 1695399 - 44" Mower
- 1695400 - 44" Mower
- 2690747 - Conquest
- 2690753 - Conquest

44" Mower Deck - Housing, Arbors & Blades Group

REF NO	PART NO.	QTY.	DESCRIPTION
42	1921333SM	2	CAPSCREW, Hex Head 5/16-18 x 1 G5 (Quantity 11 used on CE/Export Models)
43	1724538ASM	1	BAFFLE, Short Blowout
44	1960633SM	1	CARRIAGE BOLT, 1/4-20 x 1-1/2
45	1704314SM	3	FITTING, Grease 1/4 Drive

Not for
Reproduction

Footnotes

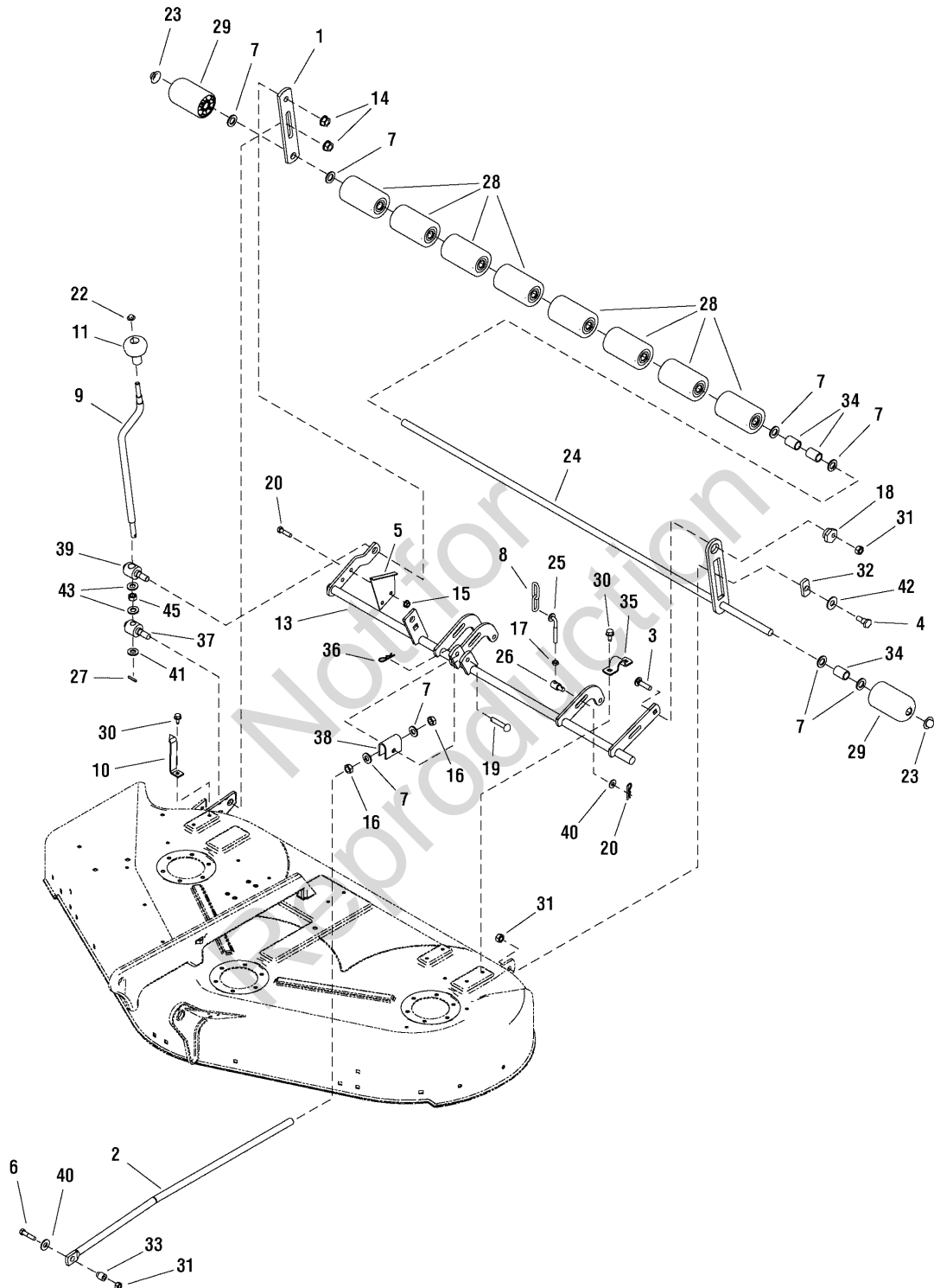
The above parts group applies to the following Mfg. Nos.:

1695399 - 44" Mower
1695400 - 44" Mower
2690747 - Conquest
2690753 - Conquest

50" Mower Deck - Height Adjustment & Roller Bar Group

987883

NOTE: Unless noted otherwise,
use the standard hardware torque
specification chart.



The above parts group applies to the following Mfg. Nos.:

- 1695397 - 50" Mower
- 1695589 - 50" Mower
- 2690745 - Conquest
- 2690746 - Conquest

50" Mower Deck - Height Adjustment & Roller Bar Group

REF NO	PART NO.	QTY.	DESCRIPTION
1	1704074ASM	1	BAR, Roller 5/16
2	1722995SM	1	ROD, Adjusting
3	1931352SM	1	CARRIAGE BOLT, 3/8-16 x 1-1/2 G5
4	2172622SM	1	BOLT, Shoulder, 3/8-16 G5
5	1704116ASM	1	BRACKET, Height of Cut 16GA
6	1922606SM	1	CAPSCREW, Hex Head 3/8-16 x 1-3/4 G8
7	1924366SM	8	WASHER, 5/8
8	1731383ASM	2	CHAIN, Link
9	1719901SM	1	CRANK, Height Adjusting
10	1720643ASM	1	INDICATOR, Height
11	1714084SM	1	KNOB, Spinner
13	1733522ASM	1	SHAFT ASSEMBLY, Rocker 50"
14	1930644SM	2	NUT, Hex Flange 1/2-13 Two-Way Lock
15	1931277SM	2	NUT, Hex Flange 5/16-18 Whiz Lock Small
16	1915726SM	2	NUT, Hex 5/8-11
17	1920161SM	2	NUT, Hex Jam 5/16-18
18	1704082SM	1	NUT, Hex Adjusting
19	2118053SM	1	PIN, Round Head Drilled 3/8 x 2
20	1930591SM	2	SCREW, Hex Whiz Lock Flange 5/16-18 x 3/4
22	1960093SM	1	NUT, Push Pal 3/8 Diameter Stud Capped
23	1960520SM	2	NUT, Push for 5/8 Diameter Stud Capped
24	1716155ASM	1	SHAFT & BAR ASSEMBLY, Roller
25	1737124SM	2	ROD, Height Adjust (Short)
25	7028728SM	2	ROD, Height Adjust (Long)
26	1731382SM	2	TRUNNION
27	2816001SM	1	PIN, Spring
28	1668513SM	8	ROLLER
29	1722036SM	2	ROLLER, Rounded
30	1664847SM	6	SCREW, Hex Washer Head Taptite 5/16-18 x 3/4
31	2860681SM	3	NUT, Hex Toplock Spiral lock Flange 3/8-16
32	1677507SM	1	SLIDE
33	1706644SM	1	SPACER, 3/8 x 3/4 x 15/16
34	1709195SM	3	SPACER
35	1665374SM	3	STRAP, Roller
36	1960074SM	3	CLIP, Hair Pin
37	1733257SM	1	TRUNNION
38	1706645ASM	1	TRUNNION
39	1733258SM	1	TRUNNION
40	1924940SM	3	WASHER, 3/8
41	1704097SM	1	WASHER, Detent
42	1924361SM	1	WASHER, 1/2
43	1960170SM	1	WASHER, 1/2
45	1716953SM	1	SPACER

Footnotes

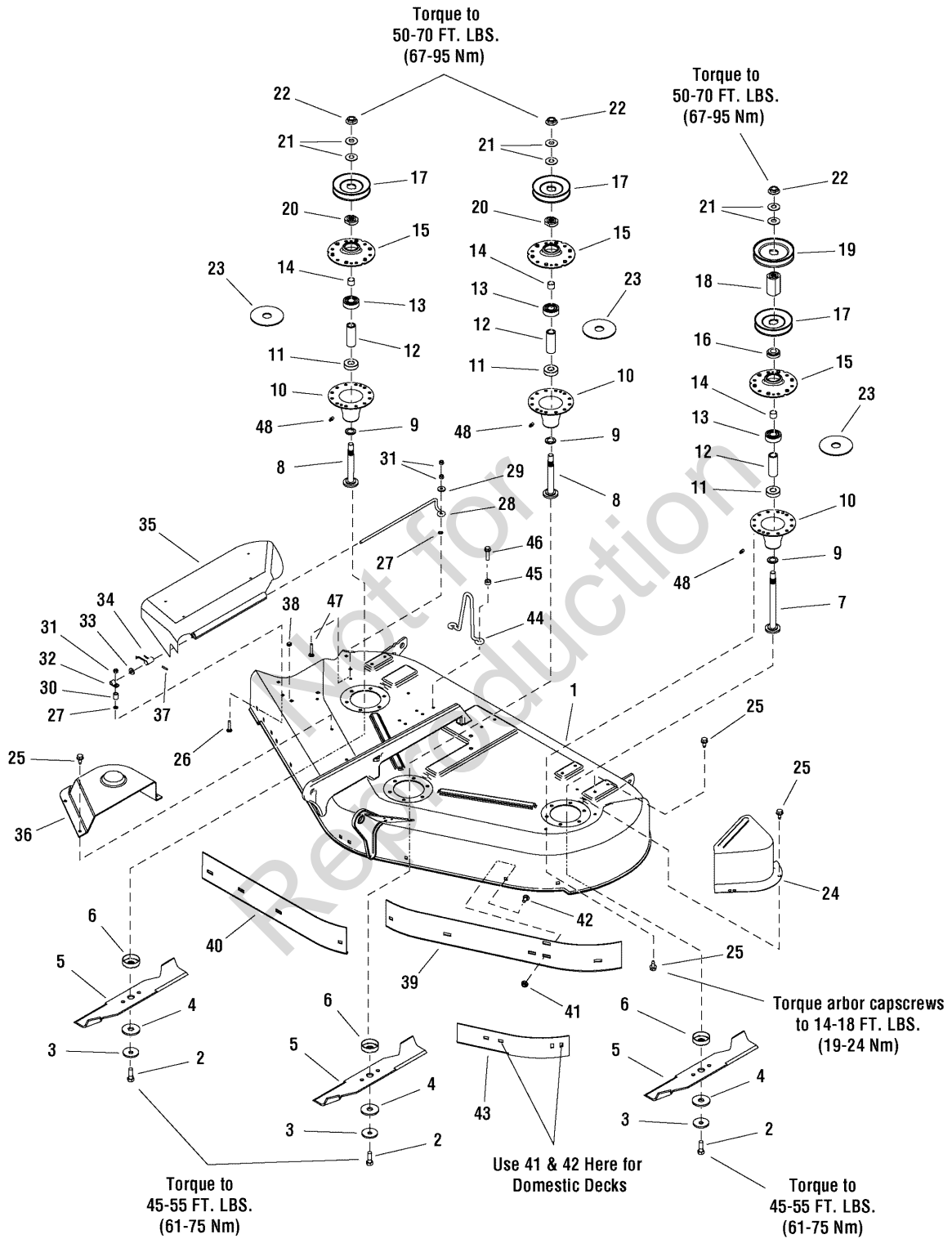
The above parts group applies to the following Mfg. Nos.:

1695397 - 50" Mower
 1695589 - 50" Mower
 2690745 - Conquest
 2690746 - Conquest

50" Mower Deck - Housing, Arbors & Blades Group

987519

NOTE: Unless noted otherwise, use the standard hardware torque specification chart.



The above parts group applies to the following Mfg. Nos.:

- 1695397 - 50" Mower
- 1695589 - 50" Mower
- 2690745 - Conquest
- 2690746 - Conquest

50" Mower Deck - Housing, Arbors & Blades Group

REF NO	PART NO.	QTY.	DESCRIPTION
1	1687325SM	1	HOUSING ASSEMBLY, 50" (Orange)
1	1687326SM	1	HOUSING ASSEMBLY, 50" (Red)
2	2823471SM	3	CAPSCREW, Hex Head 7/16-14 x 1-1/4 G8
3	1656916SM	3	WASHER, Spring
4	1713089SM	3	WASHER, Hex, 11/16 x 2
5	1708229ASM	3	BLADE, Mower 50"
6	1713196SM	3	SHIELD, Grass Lower Arbor Heat Treat
7	1713612SM	1	SHAFT, Arbor
8	1713195SM	2	SHAFT, Arbor
9	1713619SM	3	WASHER, Cup
10	1713338ASM	3	HOUSING, Arbor Bottom w/Lube Fitting (Includes Ref. No. 48)
11	1705897SM	3	BEARING, Ball, 11/16 x 1-9/16 x 15/32
12	1732544SM	3	SPACER, Powdered Metal
13	2108202SM	3	BEARING, Ball
14	1715724SM	3	SPACER, 21/32 x 3/4 x 5/8
15	1655729ASM	3	HOUSING, Arbor Top
16	1713533SM	1	HUB, Powdered Metal
17	1713098SM	3	PULLEY
18	1713158SM	1	HUB, Serated Powdered Metal
19	1732951SM	1	PULLEY
20	1713197SM	2	HUB, Pulley, Center & R.H.
21	1713675SM	6	WASHER, Bellville
22	1714419SM	3	NUT, Hex Flange 9/16-18
23	1707335SM	3	GASKET, Foam Poly
24	1720560ASM	1	COVER, Arbor
25	1664847SM	27	SCREW, Hex Washer Head Taptite 5/16-18 x 3/4
26	1931320SM	2	CARRIAGE BOLT, 1/4-20 x 1-1/4 G5
27	1960518SM	2	NUT, Push for 1/4 Diameter Thread
28	1706709SM	1	ROD, Deflector E-Coat
29	1960353SM	1	WASHER
30	1710703SM	2	SPACER, Powdered Metal
31	1920397SM	2	NUT, Hex Lock ESNA Light 1/4-20
32	1704873SM	1	CLAMP, Wire
33	1919326SM	1	WASHER, 5/16
34	7101082SM	1	SPRING, Torsion Chute
35	1705449SM	1	DEFLECTOR
36	1715673SM	1	COVER, Arbor
37	1723323SM	1	CAP
38	1705115SM	1	PLUG, Button
39	1716870ASM	1	BAFFLE, Blowout 50" L.H. (CE/Export)
40	1735184ASM	1	BAFFLE, Blowout 50" R.H. (CE/Export)
41	1927557SM	2/11	NUT, Hex Flange 5/16-18 Whiz Lock Large
42	1931333SM	2/11	BOLT, Carriage, 5/16-18 x 3/4

Footnotes

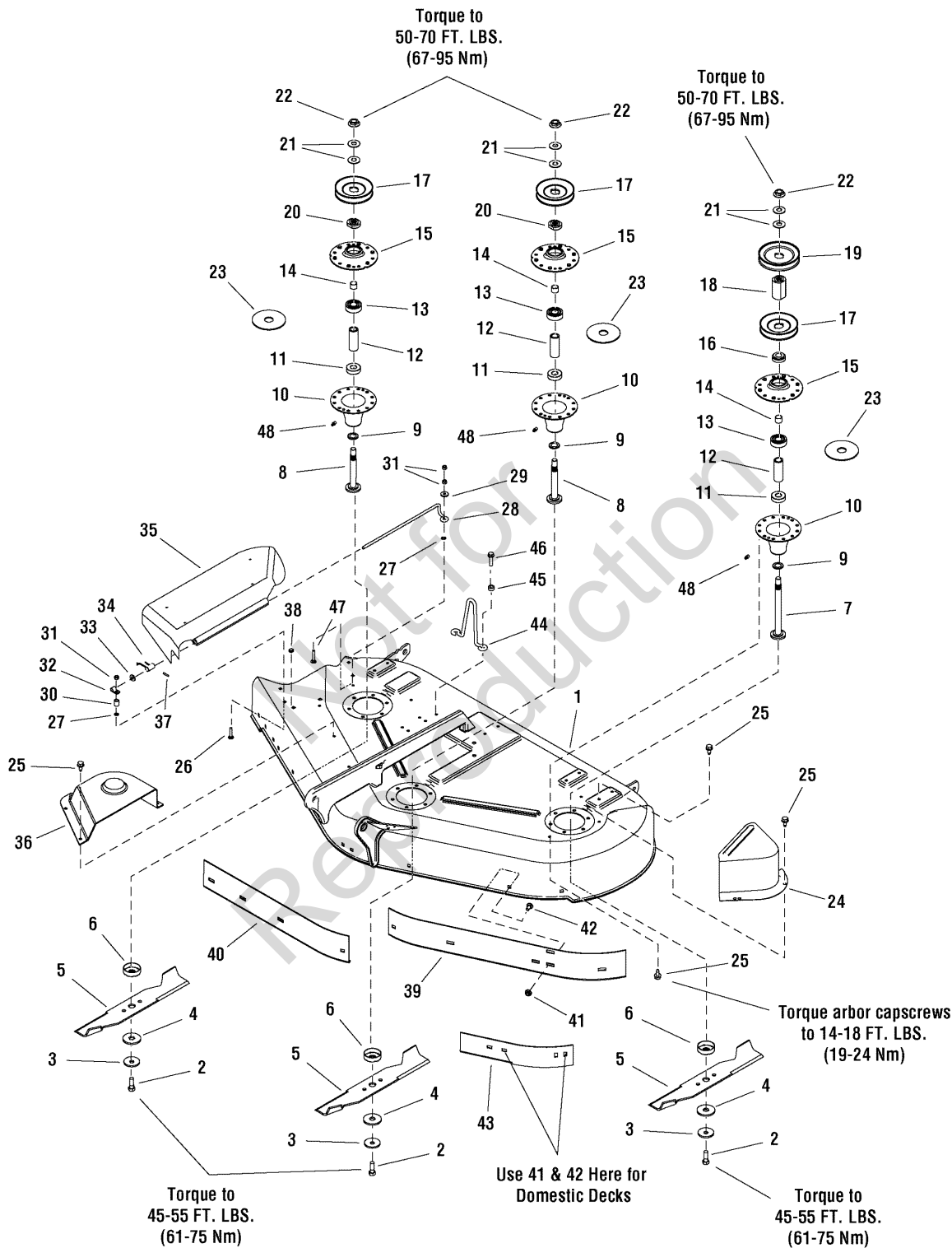
The above parts group applies to the following Mfg. Nos.:

1695397 - 50" Mower
 1695589 - 50" Mower
 2690745 - Conquest
 2690746 - Conquest

50" Mower Deck - Housing, Arbors & Blades Group

987519

NOTE: Unless noted otherwise, use the standard hardware torque specification chart.



The above parts group applies to the following Mfg. Nos.:

- 1695397 - 50" Mower
- 1695589 - 50" Mower
- 2690745 - Conquest
- 2690746 - Conquest

50" Mower Deck - Housing, Arbors & Blades Group

REF NO	PART NO.	QTY.	DESCRIPTION
43	1724538ASM	1	BAFFLE, Blowout (Domestic)
44	1704098SM	1	UPSTOP (Only used on Broadmoor Series)
45	1611705SM	2	SPACER (Only used on Broadmoor Series)
46	1931202SM	2	SCREW, Hex Washer Taptite (Only used on Broadmoor Series)
47	1960633SM	2	CARRIAGE BOLT, 1/4-20 x 1-1/2 G5
48	1704314SM	3	FITTING, Grease, 1/4 Drive

Not for
Reproduction

Footnotes

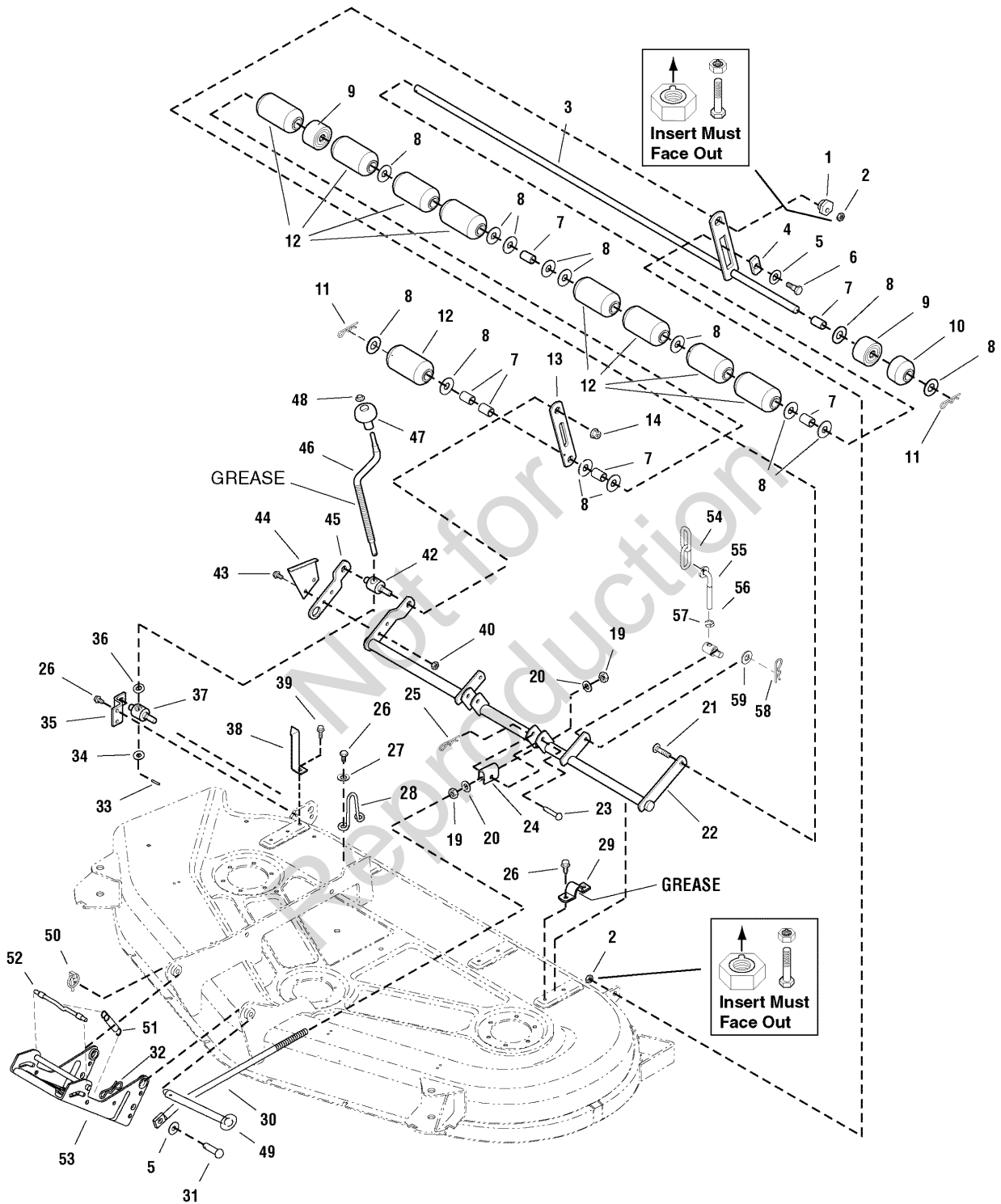
The above parts group applies to the following Mfg. Nos.:

1695397 - 50" Mower
1695589 - 50" Mower
2690745 - Conquest
2690746 - Conquest

54" Mower Deck - Height Adjustment & Roller Bar Group

985975

NOTE: Unless noted otherwise,
use the standard hardware torque
specification chart.



The above parts group applies to the following Mfg. Nos.:
2690799 - Conquest

54" Mower Deck - Height Adjustment & Roller Bar Group

REF NO	PART NO.	QTY.	DESCRIPTION
1	1704082SM	1	NUT, Hex, Adjusting
2	2860681SM	2	NUT, Hex Aluminum Insert Lock, 3/8-16
3	1723008ASM	1	SHAFT & BAR ASSEMBLY, Roller
4	1677507SM	1	SLIDE
5	1924361SM	1	WASHER, 1/2
6	2172622SM	1	BOLT, Shoulder, 3/8-16 x 1-5/16
7	1701873SM	6	SPACER
8	2860626SM	14	WASHER
9	1720159SM	2	ROLLER, 1 x 2-3/4 x 2, Black
10	1678043SM	2	ROLLER, Half Rounded
11	1918459SM	2	PIN, Cotter, 1/8 x 1-1/2, Black
12	1678043SM	8	ROLLER, with Bushings, Full
13	1723009ASM	1	BAR
14	1930644SM	2	NUT, Hex Flange, 1/2-13
19	1915726SM	4	NUT, Hex, 5/8-11
20	1924366SM	4	WASHER, 5/8
21	1931352SM	1	CARRIAGE BOLT, 3/8-16 x 1-1/2
22	1733523ASM	1	ASSEMBLY, Rocker Shaft
23	2118053SM	2	PIN, Round Head, 3/8 x 2
24	1706645ASM	2	TRUNNION
25	1960074SM	2	CLIP, Hair Pin
26	1664847SM	11	CAPSCREW, Hex Washer Head, Taptite, 5/16-18 x 3/4
27	1924940SM	2	WASHER, 5/8
28	1719929SM	1	UP-STOP, Wire
29	1720147ASM	4	STRAP
30	1722995SM	2	ROD, 5/8 x 29-5/8 Long
31	1960116SM	2	PIN, Yoke, 1/2
32	1722320SM	2	PIN, Bow Tie
33	2816001SM	1	PIN, Roll
34	1704097SM	1	WASHER, Detent, 1/2
35	1720142ASM	1	SUPPORT, Trunnion
36	1960170SM	1	WASHER, 1/2
37	1704086SM	1	TRUNNION
38	1720643ASM	1	INDICATOR, Height
39	1931202SM	1	SCREW, Taptight 5/16-18 x 1 1/14
40	1931277SM	2	NUT, Hex, 5/16-18 Whiz Lock
42	1704087SM	1	TRUNNION, Threaded
43	1921977SM	2	CAPSCREW, Hex Head, 5/16-18 x 1-1/4
44	1704116ASM	1	BRACKET, Height of Cut
45	1720637ASM	1	ARM
46	1719901SM	1	CRANK, Height Adjust
47	1714084SM	1	KNOB, Spinner
48	1960093SM	1	PUSHNUT, 3/8

Footnotes

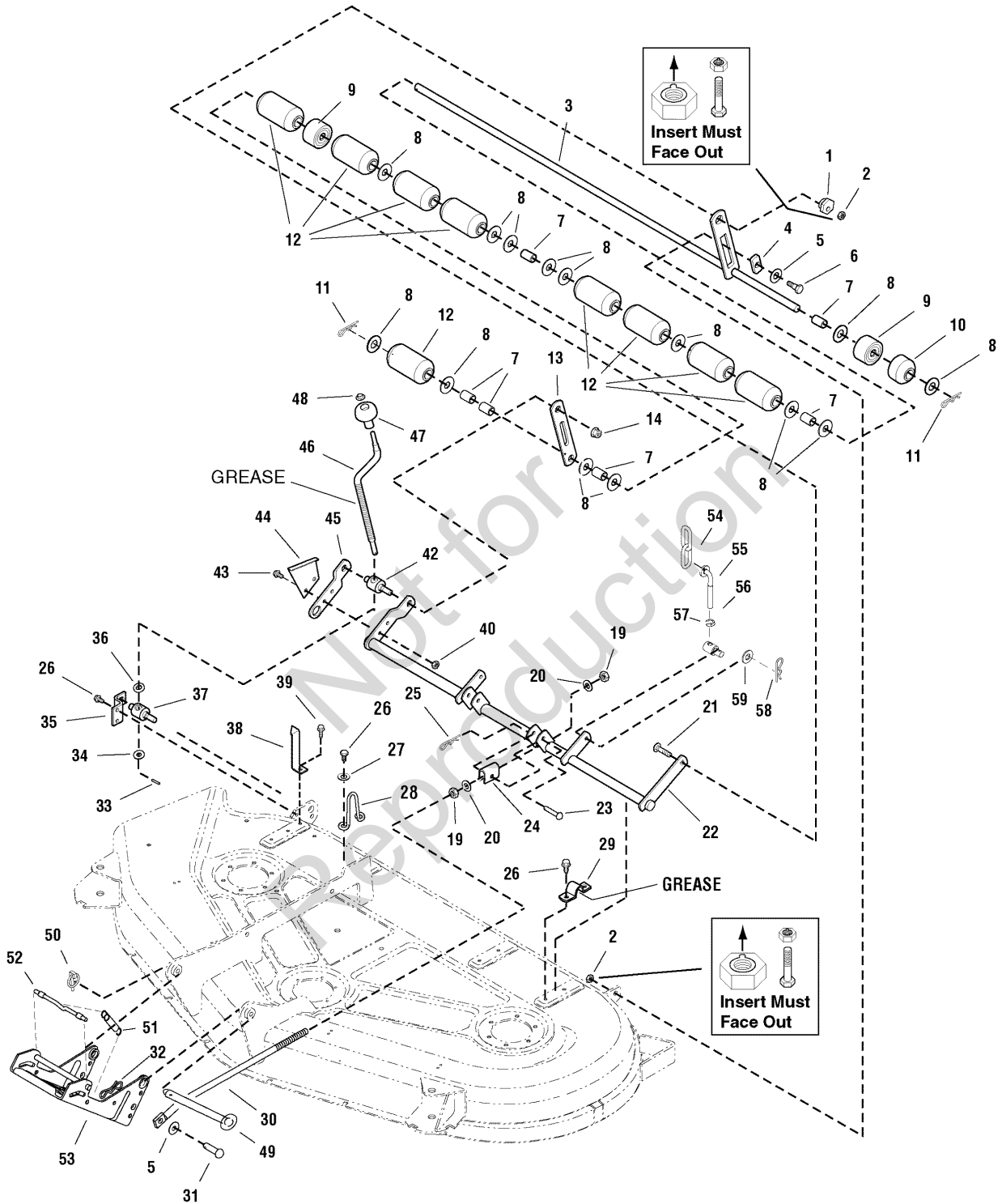
The above parts group applies to the following Mfg. Nos.:

2690799 - Conquest

54" Mower Deck - Height Adjustment & Roller Bar Group

985975

NOTE: Unless noted otherwise,
use the standard hardware torque
specification chart.



The above parts group applies to the following Mfg. Nos.:
2690799 - Conquest

54" Mower Deck - Height Adjustment & Roller Bar Group

REF NO	PART NO.	QTY.	DESCRIPTION
49	1734011SM	1	ASSEMBLY, Hitch Pin
50	1709189SM	1	PIN, Click
51	2156302SM	1	SPRING
52	1715759SM	1	ROD, Latch
53	1722997ASM	1	ASSEMBLY, Hitch
54	1731383ASM	1	CHAIN 2-Link
55	1731384SM	1	ROD, Height Adjust
56	1920161SM	1	NUT, Hex Jam
57	1731382SM	1	TRUNION
58	1960074SM	1	CLIP, Hair Pin
59	1924940SM	1	WASHER, 3/8

Not for
Reproduction

Footnotes

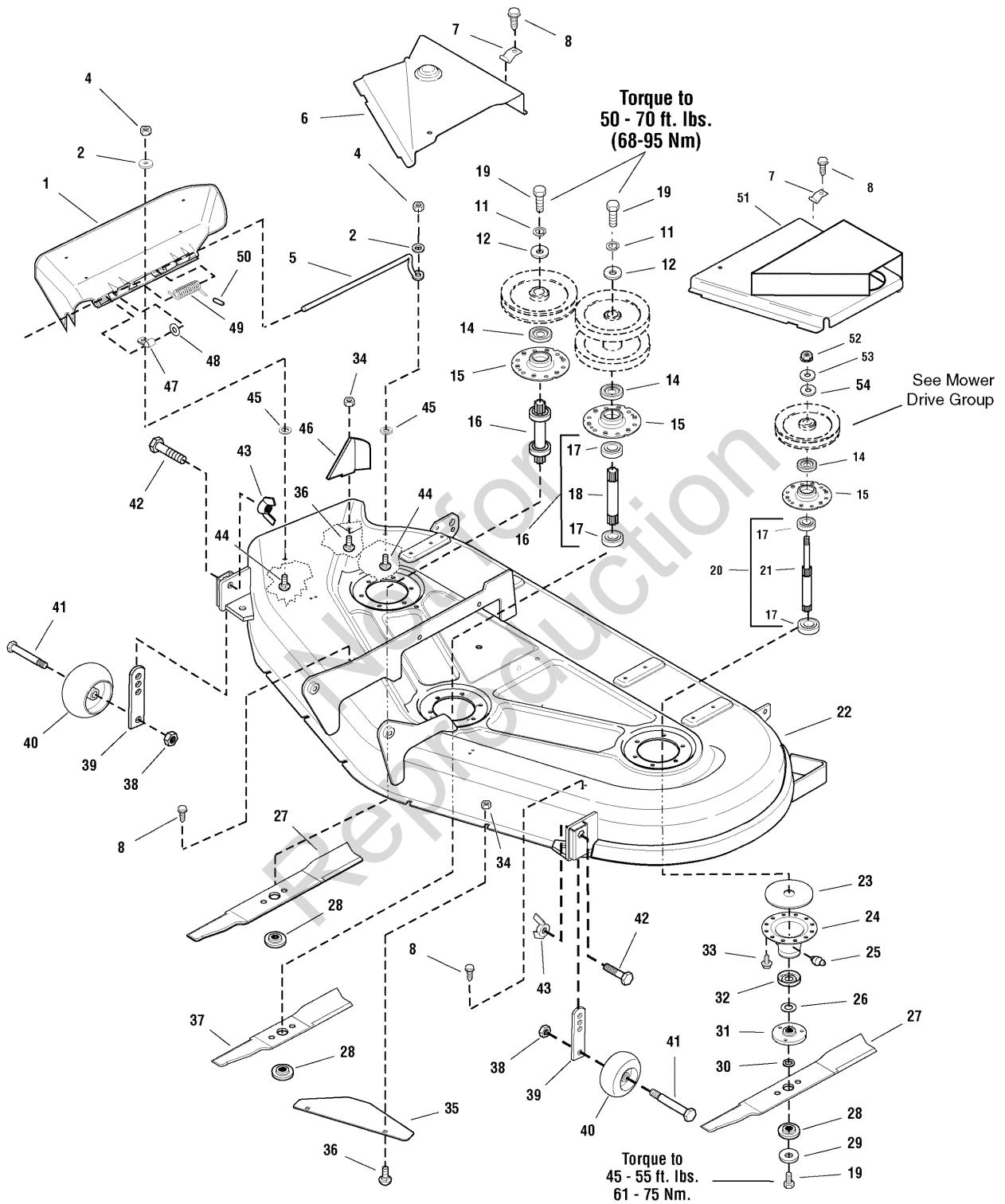
The above parts group applies to the following Mfg. Nos.:

2690799 - Conquest

54" Mower Deck - Housing, Arbors & Blades Group

986820

NOTE: Unless noted otherwise, use the standard hardware torque specification chart.



The above parts group applies to the following Mfg. Nos.:
2690799 - Conquest

54" Mower Deck - Housing, Arbors & Blades Group

REF NO	PART NO.	QTY.	DESCRIPTION
1	1705449SM	1	DEFLECTOR, Plastic
2	1960353SM	2	WASHER, Plain, 1/4
4	1920397SM	2	NUT, 1/4-20
5	1706709SM	1	ROD, Deflector, Front
6	1720184DSM	1	COVER, Arbor, RH (Red)
6	1720184CSM	1	COVER, Arbor, RH (Orange)
7	1720623SM	4	CLIP, Spring
8	1929000SM	4	CAPSCREW, Hex Washer Head Taptite, 1/4-20 x 3/8
11	1918199SM	2	WASHER, Lock, 7/16
12	1933263SM	2	WASHER, 7/16
14	1657969SM	3	SHIELD, Bearing Upper, Arbor
15	1655729ASM	3	HOUSING, Arbor, Top
16	1676278SM	2	ARBOR SHAFT & BEARING ASSEMBLY (Includes Ref. Nos. 17 & 18)
17	2108202SM	6	BEARING, Ball, 3/4 x 1-3/4 x 5/8
18	1676277SM	3	ARBOR SHAFT
19	2823471SM	5	CAPSCREW, Hex Head, 7/16-14 x 1-1/4, G8
20	1726825SM	1	ASSEMBLY, Arbor Shaft and Bearing (Includes Ref. Nos. 17 & 21)
21	1725812SM	1	SHAFT, Arbor
22	1687012SM	1	HOUSING ASSEMBLY, Mower Housing, 54" (Orange)
22	1687311SM	1	HOUSING ASSEMBLY, Mower Housing, 54" (Red)
23	1707335SM	3	GASKET, Foam
24	1703273ASM	3	ASSEMBLY, Housing, Bottom (Includes Ref. No. 25)
25	1704314SM	3	FITTING, Lube
26	1700230SM	3	WASHER, Shim
27	1725921SM	2	BLADE, Mower, 20-1/2 (1" Diameter Center Hole in Blade)
28	1679711SM	3	WASHER, Splined (1" Diameter Center Hole in Blade)
29	1656916SM	3	WASHER, Spring
30	1657528SM	3	RING, Self Locking
31	1655777SM	3	ADAPTER, Blade
32	1700229SM	3	SHIELD, Grass
33	1664847SM	18	CAPSCREW, Hex Washer Head Taptite, 5/16-18 x 3/4
34	1960684SM	3	NUT, Hex, Nylon Lock, 5/16-18
35	1720962ASM	1	BAFFLE, Front, Anti-Blowout
36	1931333SM	3	CARRIAGE BOLT, 5/16-18 x 3/4, (1 Needed for Rear Baffle)
37	1725922SM	1	BLADE, Mower, 16 (1" Diameter Center Hole in Blade)
38	1930645SM	2	NUT, Hex Lock, 3/8-16
39	7035835SM	2	POST, Anti Scalp
40	1700184SM	2	WHEEL, Gauge
41	7029265SM	2	BOLT, Sholder,
42	1920415SM	2	CAPSCREW, 3/8-16 x 1-1/4
43	7091049SM	2	NUT, Wing, 3/8-16
44	1960698SM	2	CARRIAGE BOLT, 1/4-20 x 1

Footnotes

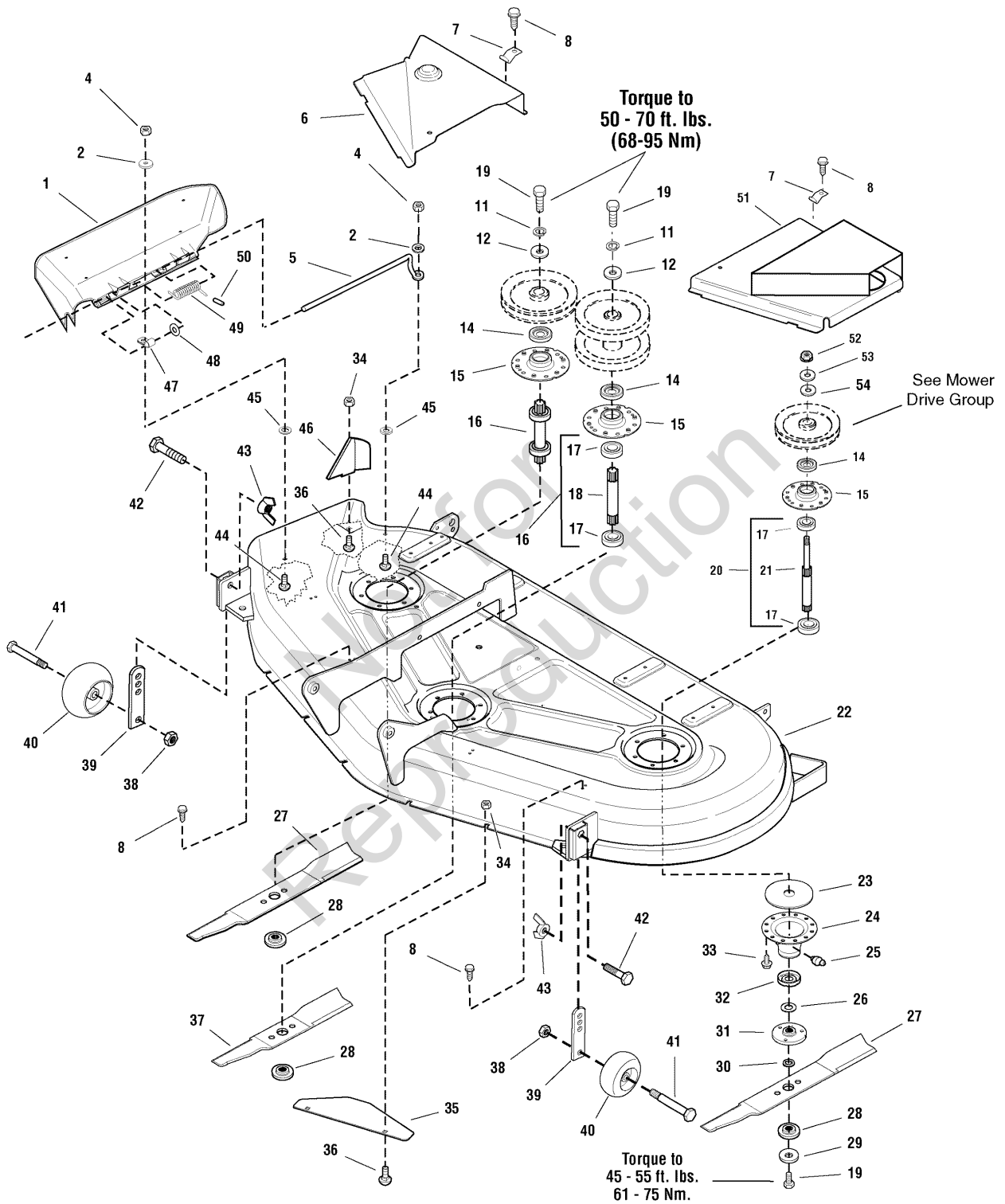
The above parts group applies to the following Mfg. Nos.:

2690799 - Conquest

54" Mower Deck - Housing, Arbors & Blades Group

986820

NOTE: Unless noted otherwise, use the standard hardware torque specification chart.



The above parts group applies to the following Mfg. Nos.:
2690799 - Conquest

54" Mower Deck - Housing, Arbors & Blades Group

REF NO	PART NO.	QTY.	DESCRIPTION
45	1960518SM	2	NUT, Push
46	1724976ASM	1	BAFFLE, Discharge
47	1704873SM	1	CLAMP, Wire
48	1919326SM	1	WASHER, Plain, 5/16
49	7101082SM	1	SPRING
50	1723323SM	2	CAP, Spring End
51	1720621DSM	1	COVER, Arbor L.H.
51	1720621CSM	1	COVER, Arbor L.H.
52	1714419SM	1	NUT, Hex Flange 9/16-18 Yellow
53	1713675SM	2	WASHER, Belleville .56ID x 1.34 OD x .05T
54	1918431SM	2	WASHER, .050 .56ID x 1.37OD x .11T

Not for
Reproduction

Footnotes

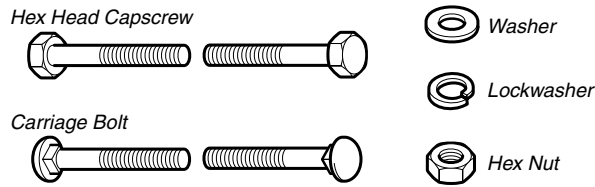
The above parts group applies to the following Mfg. Nos.:

2690799 - Conquest

Not for
Reproduction

Hardware Identification & Torque Specifications

Common Hardware Types

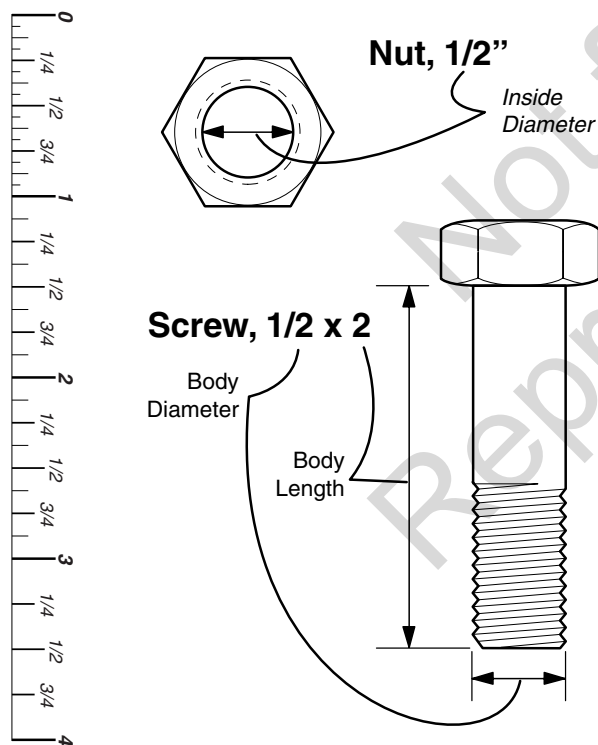


Standard Hardware Sizing

When a washer or nut is identified as 1/2", this is the *Nominal size*, meaning the *inside diameter* is 1/2 inch; if a second number is present it represents the *threads per inch*

When bolt or capscrew is identified as 1/2 - 16 x 2", this means the *Nominal size*, or *body diameter* is 1/2 inch; the second number represents the *threads per inch* (16 in this example, and the final number is the *body length* of the bolt or screw (in this example 2 inches long).

The guides and ruler furnished below are designed to help you select the appropriate hardware and tools.



Torque Specification Chart

FOR STANDARD MACHINE HARDWARE (Tolerance ± 20%)

Hardware Grade	No Marks SAE Grade 2		SAE Grade 5		SAE Grade 8	
	in/lbs ft/lbs	Nm.	in/lbs ft/lbs	Nm.	in/lbs ft/lbs	Nm.
8-32	19	2.1	30	3.4	41	4.6
8-36	20	2.3	31	3.5	43	4.9
10-24	27	3.1	43	4.9	60	6.8
10-32	31	3.5	49	5.5	68	7.7
1/4-20	66	7.6	8	10.9	12	16.3
1/4-28	76	8.6	10	13.6	14	19.0
5/16-18	11	15.0	17	23.1	25	34.0
5/16-24	12	16.3	19	25.8	27	34.0
3/8-16	20	27.2	30	40.8	45	61.2
3/8-24	23	31.3	35	47.6	50	68.0
7/16-14	30	40.8	50	68.0	70	95.2
7/16-20	35	47.6	55	74.8	80	108.8
1/2-13	50	68.0	75	102.0	110	149.6
1/2-20	55	74.8	90	122.4	120	163.2
9/16-12	65	88.4	110	149.6	150	204.0
9/16-18	75	102.0	120	163.2	170	231.2
5/8-11	90	122.4	150	204.0	220	299.2
5/8-18	100	136	180	244.8	240	326.4
3/4-10	160	217.6	260	353.6	386	525.0
3/4-16	180	244.8	300	408.0	420	571.2
7/8-9	140	190.4	400	544.0	600	816.0
7/8-14	155	210.8	440	598.4	660	897.6
1-8	220	299.2	580	788.8	900	1,244.0
1-12	240	326.4	640	870.4	1,000	1,360.0


NOTES

- These torque values are to be used for all hardware excluding: locknuts, self-tapping screws, thread forming screws, sheet metal screws and socket head setscrews.
- Recommended seating torque values for locknuts:
 - for prevailing torque locknuts - use 65% of grade 5 torques.
 - for flange whizlock nuts and screws - use 135% of grade 5 torques.
- Unless otherwise noted on assembly drawings, all torque values must meet this specification.

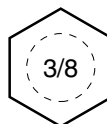
Wrench & Fastener Size Guide




1/4" Bolt or Nut
Wrench—7/16"



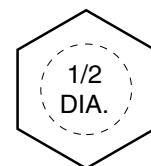
5/16" Bolt or Nut
Wrench—1/2"



3/8" Bolt or Nut
Wrench—9/16"



7/16" Bolt or Nut
Wrench (Bolt)—5/8"
Wrench (Nut)—11/16"



1/2" Bolt or Nut
Wrench—3/4"

Not for
Reproduction

**IT IS THE POLICY OF BRIGGS & STRATTON CORP. TO IMPROVE ITS PRODUCTS
WHENEVER IT IS POSSIBLE AND PRACTICAL TO DO SO. WE RESERVE THE RIGHT TO
MAKE CHANGES OR ADD IMPROVEMENTS AT ANY TIME WITHOUT INCURRING ANY
OBLIGATION TO MAKE SUCH CHANGES ON PRODUCTS.**

Briggs & Stratton Yard Power Products Group

3515 N. 124 Street / PO Box 702
Wauwatosa, WI 53222 USA

www.simplicitymfg.com

© Copyright 2008 by Briggs & Stratton Corporation
Milwaukee, WI, USA. All rights reserved