



Parts Manual



Lecacy / 2000 / 2900

Series Tractors & Mower Decks

20HP Product

Mfg. No.	Description
1692870	Legacy, 20HP V-Twin
1692871	Legacy, 20HP LC Hydro
1693114	Legacy, 20HP V-Twin (CE/Export)
1693118	Legacy, 20HP LC Hydro (CE/Export)
1693124	2020, 20HP V-Twin
1693128	2020LC, 20HP LC Hydro
1693132	2920, 20HP V-Twin
1693136	2920LC, 20HP LC Hydro
1693219	Legacy, 20HP V-Twin
1693220	2920, 20HP V-Twin
1693221	2020, 20HP V-Twin
1693250	Legacy, 20HP V-Twin (CE/Export)

23HP Product

Mfg. No.	Description
1693764	Legacy, 23HP V-Twin Tractor
1693769	2023H, 23HP V-Twin Tractor
1693770	2923H, 23HP V-Twin
1693771	Legacy, 23HP V-Twin Tractor (CE/Export)

25HP Product

Mfg. No.	Description
1692872	Legacy, 25HP V-Twin
1693116	Legacy, 25HP V-Twin (CE/Export)
1693126	2025, 25HP V-Twin
1693134	2925, 25HP V-Twin

1693561	Legacy, 25HP V Hydro w/Additional Hydraulics (USA & CE)
1693562	2025, 25HP V-Twin Hydro w/Additional Hydraulics
1693563	2925, 25HP V Hydro w/Additional Hydraulics

Mower Decks

Mfg. No.	Description
1692863	48" Mower Deck
1693122	48" Mower Deck
1693252	48" Mower Deck (CE/Export)
1694138	48" Mower Deck
1693630	54" Mower Deck
1693632	54" Mower Deck
1693726	54" Mower Deck (CE/Export)
1693728	54" Mower Deck (CE/Export)
1694071	54" Mower Deck (USA & CE)
1692860	60" Mower Deck
1693123	60" Mower Deck
1693253	60" Mower Deck (CE/Export)
1694072	60" Mower Deck
1694073	60" Mower Deck (CE/Export)

1731249

Rev. C

TP 400-2155-C-LG-SMA

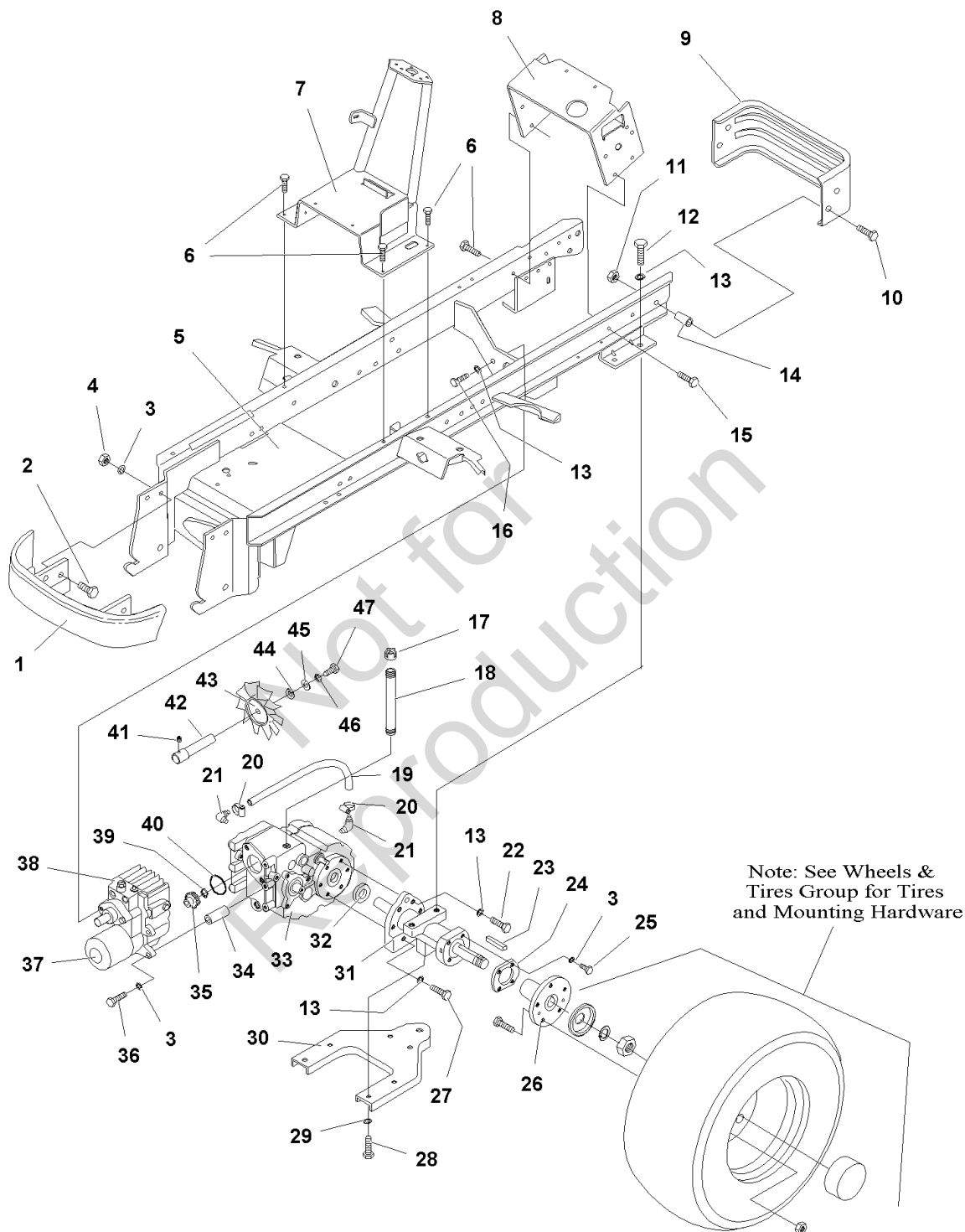
Not for
Reproduction

PRODUCT COMPONENTS	PAGES
Frame & Transaxle Group	4
Front Axle & Steering Group	8
Hydraulic Steering Unit - SERVICE PARTS	12
Engine Group - Air Cooled Models	14
Engine Group - Liquid Cooled Models	18
Drive Shaft - SERVICE PARTS	22
Drive Shaft, Throttle, Choke & Seal - Air Cooled Models	24
Drive Shaft, Throttle, Choke & Seal - Liquid Cooled Models	26
Front PTO Group	28
Hydraulic Group	30
Hydraulics Group - Auxiliary Lift - Diagram 2	32
Hydraulics Group - Auxiliary Lift	34
Gearbox - SERVICE PARTS	36
Gearbox - SERVICE PARTS	38
Axle Housing SERVICE PARTS - Peerless Model 2650-007	40
Transaxle SERVICE PARTS - Peerless Model 2600-025	42
Brake Control & Parking Brake Group	46
Foot Control, Cruise & Differential Lock Group	50
Two Speed Control Group	54
Electrical Group - Lower Harness - All Models	56
Electrical Group - Main Harness - Air Cooled Models	58
Electrical Group - Main Harness - Liquid Cooled Models	60
Hood, Dash & Footrest Group	62
Seat & Deck Group	64
Fuel Tank Group	66
Implement Lift Group	68
Wheels & Tires Group	70
Decals Group - Brand & Model	72
Decals Group - Safety & Common	74
Heat Shield Group	76
Hydrostatic Pump - SERVICE PARTS	78
Tilt Assembly - SERVICE PARTS	82
48" Mower Deck - Baffle & Inner Roller Group	84
48" Mower Deck - Baffles (Export Models)	86
48" Mower Deck - Deflector & Stone Guard Group	88
48" Mower Deck - Drive, Belt, Arbor & Blade Group	90
48" Mower Deck - Height Adjust & Hitch Group	94
48" Mower Deck - Housing, Cover & Gauge Wheel Group	98
48" Mower Deck - Roller Bar Group - (Serial No. 1 to 59999)	100
48" Mower Deck - Roller Bar Group - (Serial No. 60000 and above)	102
54" Mower Deck - Drive, Belt, Arbor & Blade Group	106
54" Mower Deck - Height Adjust & Hitch Group	110
54" Mower Deck - Housing, Cover & Gauge Wheel Group	112
54" Mower Deck - Roller Bar Group	114
60" Mower Deck - Baffle & Inner Roller Group	116
60" Mower Deck - Baffles (Export Models)	118
60" Mower Deck - Deflector & Stone Guard Group	120
60" Mower Deck - Drive, Belt, Arbor & Blade Group	122
60" Mower Deck - Height Adjust & Hitch Group	126

Frame & Transaxle Group

985115

NOTE: Unless noted otherwise,
use the standard hardware torque
specification chart.



The above parts group applies to the following Mfg. Nos.:

1692870 - Legacy	1693124 - 2020	1693219 - Legacy	1693563 - 2925
1692871 - Legacy	1693126 - 2025	1693220 - 2920	1693764 - Legacy
1692872 - Legacy	1693128 - 2020LC	1693221 - 2020	1693769 - 2023H
1693114 - Legacy	1693132 - 2920	1693250 - Legacy	1693770 - 2923H
1693116 - Legacy	1693134 - 2925	1693561 - Legacy	1693771 - Legacy
1693118 - Legacy	1693136 - 2920LC	1693562 - 2025	

Frame & Transaxle Group

REF NO	PART NO.	QTY.	DESCRIPTION
1	1718478SM	1	FRONT BUMPER ASSEMBLY
2	1960268SM	4	CARRIAGE BOLT, 3/8-16 x 1-1/4
3	1916965SM	12	LOCKWASHER, 3/8
4	1916950SM	4	NUT, Hex, Full, 3/8-16
5	1715248SM	1	FRAME ASSEMBLY
6	1664847SM	6	CAPSCREW, Hex Head, Taptite, 5/16-18 x 3/4
7	1716293SM	1	TOWER ASSEMBLY, Steering
8	1715938SM	1	SUPPORT, Seat Deck
9	1686884SM	1	REAR BUMPER ASSEMBLY
10	1931339SM	4	CARRIAGE BOLT, (Short Neck) 5/16-18 x 2
11	1927557SM	4	NUT, Flange Lock, 5/16-18
12	1920328SM	4	CAPSCREW, Hex Head, 1/2-13 x 1-1/2
13	1916966SM	18	LOCKWASHER, 1/2
14	1717095SM	4	SPACER, RR Bumper
15	1930601SM	4	CAPSCREW, Taptite, 5/16-18 x .62
16	1921176SM	1	CAPSCREW, Hex Head, 1/2-13 x 1-1/4
17	1720529SM	1	CAP, Oil Fill
18	1716498SM	1	TUBE, Oil Fill
19	1717065SM	1	HOSE, Fluid Level
20	2829301SM	2	CLAMP, SAE #6
21	1675793SM	2	FITTING, Elbow
22	1920328SM	12	CAPSCREW, Hex Head, 1/2-13 x 1-1/2
23	2820456SM	2	KEY, 5/16 x 5/16 x 2-1/2
24	1715935SM	2	PLATE, Bearing Retainer
25	1922586SM	8	CAPSCREW, Hex Head, 3/8-16 x 5/8
26	1715423SM	2	HUB ASSEMBLY, Rear (Includes Studs)
27	1921024SM	4	CAPSCREW, Hex Head, 1/2-13 x 2
28	1923151SM	4	CAPSCREW, 5/8-11 x 1-1/4
29	1917373SM	4	LOCKWASHER, 5/16
30	1674422SM	1	DRAWBAR
31	*	2	PEERLESS HOUSING ASSEMBLY, Axle (See Axle Housing Service Parts)
32	1674417SM	2	SPACER, Axle
33	**	1	**TRANSAXLE, 2 Speed (See Transaxle Service Parts)
34	1960233SM	4	SPACER, Mounting
35	1674418SM	1	GEAR, Bevel
36	1922648SM	4	CAPSCREW, Hex Head., 3/8-16 x 4
37	1650954SM	1	FILTER, Oil
38	1717052SM	1	***HYDROSTATIC PUMP
39	2827103SM	1	RING, Retaining #62
40	2824135SM	1	O" RING

Footnotes

Note* See Service Parts for REFERENCE Transaxle Service Parts- Peerless Model 2650-007

Note** See Service Parts for REFERENCE Transaxle Service Parts- Peerless Model 2600-025

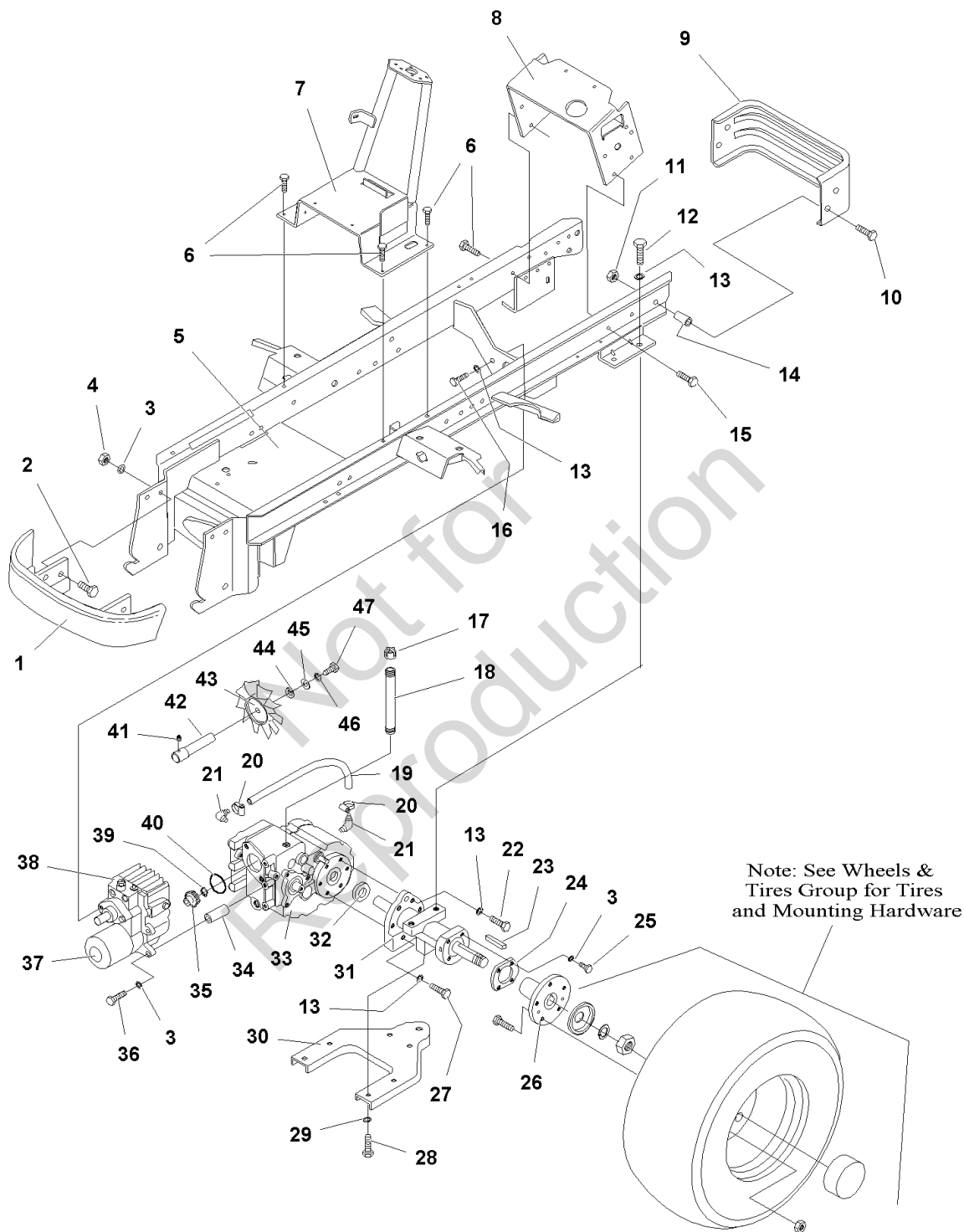
The above parts group applies to the following Mfg. Nos.:

1692870 - Legacy	1693124 - 2020	1693219 - Legacy	1693563 - 2925
1692871 - Legacy	1693126 - 2025	1693220 - 2920	1693764 - Legacy
1692872 - Legacy	1693128 - 2020LC	1693221 - 2020	1693769 - 2023H
1693114 - Legacy	1693132 - 2920	1693250 - Legacy	1693770 - 2923H
1693116 - Legacy	1693134 - 2925	1693561 - Legacy	1693771 - Legacy
1693118 - Legacy	1693136 - 2920LC	1693562 - 2025	

Frame & Transaxle Group

985115

NOTE: Unless noted otherwise, use the standard hardware torque specification chart.



The above parts group applies to the following Mfg. Nos.:

1692870 - Legacy	1693124 - 2020	1693219 - Legacy	1693563 - 2925
1692871 - Legacy	1693126 - 2025	1693220 - 2920	1693764 - Legacy
1692872 - Legacy	1693128 - 2020LC	1693221 - 2020	1693769 - 2023H
1693114 - Legacy	1693132 - 2920	1693250 - Legacy	1693770 - 2923H
1693116 - Legacy	1693134 - 2925	1693561 - Legacy	1693771 - Legacy
1693118 - Legacy	1693136 - 2920LC	1693562 - 2025	

Frame & Transaxle Group

REF NO	PART NO.	QTY.	DESCRIPTION
41	1930545SM	1	SET SCREW, 1/4-20 x 5/16
42	1716256SM	1	SHAFT & HUB, Fan
43	1700814SM	1	FAN
44	1921319SM	1	WASHER, 1/4
45	1931704SM	1	LOCKWASHER, Dished, 1/4
46	1916964SM	1	LOCKWASHER, 1/4
47	1924009SM	1	CAPSCREW, 1/4-20 x 7/8

Not for
Reproduction

Footnotes

Note* See Service Parts for REFERENCE Transaxle Service Parts- Peerless Model 2650-007

Note** See Service Parts for REFERENCE Transaxle Service Parts- Peerless Model 2600-025

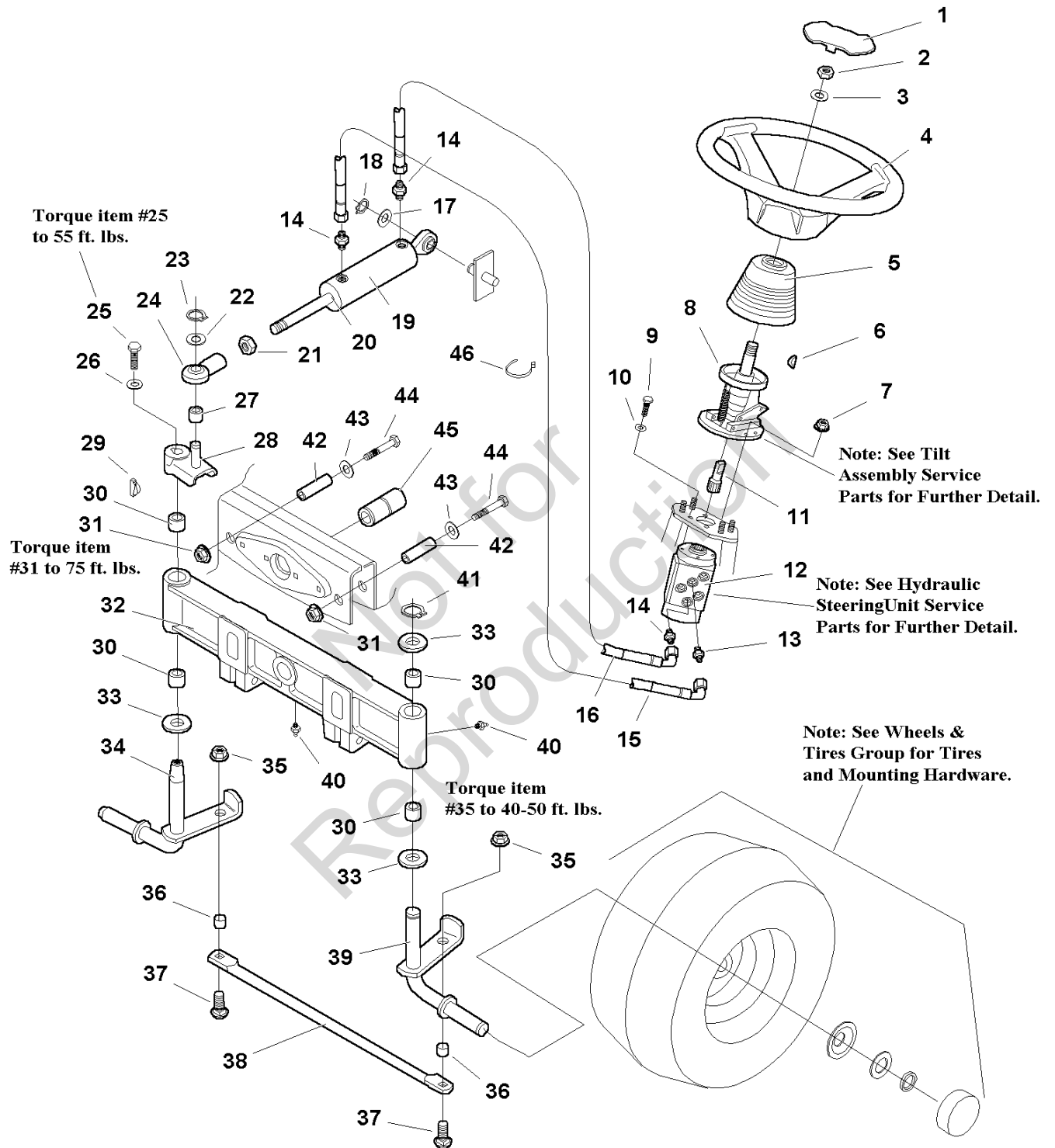
The above parts group applies to the following Mfg. Nos.:

1692870 - Legacy	1693124 - 2020	1693219 - Legacy	1693563 - 2925
1692871 - Legacy	1693126 - 2025	1693220 - 2920	1693764 - Legacy
1692872 - Legacy	1693128 - 2020LC	1693221 - 2020	1693769 - 2023H
1693114 - Legacy	1693132 - 2920	1693250 - Legacy	1693770 - 2923H
1693116 - Legacy	1693134 - 2925	1693561 - Legacy	1693771 - Legacy
1693118 - Legacy	1693136 - 2920LC	1693562 - 2025	

Front Axle & Steering Group

NOTE: Unless noted otherwise, use the standard hardware torque specification chart.

985120



The above parts group applies to the following Mfg. Nos.:

1692870 - Legacy	1693124 - 2020	1693219 - Legacy	1693563 - 2925
1692871 - Legacy	1693126 - 2025	1693220 - 2920	1693764 - Legacy
1692872 - Legacy	1693128 - 2020LC	1693221 - 2020	1693769 - 2023H
1693114 - Legacy	1693132 - 2920	1693250 - Legacy	1693770 - 2923H
1693116 - Legacy	1693134 - 2925	1693561 - Legacy	1693771 - Legacy
1693118 - Legacy	1693136 - 2920LC	1693562 - 2025	

Front Axle & Steering Group

REF NO	PART NO.	QTY.	DESCRIPTION
1	1715920SM	1	CAP, Steering
2	1960576SM	1	NUT, Hex, 5/8-18
3	1924366SM	1	WASHER, 5/8
4	1715919SM	1	WHEEL ASSEMBLY, Steering
5	1716259SM	1	BOOT, Tilt
6	2805123SM	1	KEY, Woodruff, 3/16 x 3/4
7	1960294SM	4	NUT, Flange Lock, 1/4-20
8	1716258SM	1	TILT ASSEMBLY (See Tilt Assembly Service Parts)
9	2860444SM	4	CAPSCREW, M06-1 x 16mm
10	1916964SM	4	LOCKWASHER, 1/4
11	1716260SM	1	ADAPTER, Tilt
12	1716257SM	1	STEERING UNIT, Hydraulic (See Hydraulic Steering Unit Service Parts)
13	2831230SM	1	FITTING, Hydraulic
14	2822522SM	3	FITTING, Hydraulic
15	1716323SM	1	HOSE ASSEMBLY, Steering, 30" Long
16	1716322SM	1	HOSE ASSEMBLY, Steering, 40" Long
17	1960020SM	1	WASHER, Plain, 21/32 x 1-1/4
18	2827793SM	1	RING, Retaining #62
19	1686926SM	1	CYLINDER, Steering
20	1685444SM	-	SEAL KIT, Steering Cylinder (Includes Rod Seal, Washer, Retaining Ring, Wiper & Spacer) (Not Shown)
21	1922015SM	1	NUT, Hex, Jam, 3/4-16
22	1960114SM	1	WASHER, Plain, 3/4 x 1
23	2827732SM	1	RING, Retaining #75
24	1717589SM	1	BALL JOINT ASSEMBLY
25	2823485SM	1	CAPSCREW, Hex Head, 3/8-16 x .88
26	1663151SM	1	WASHER, Spring
27	1679556SM	1	SPACER, .766 x 1.00 x .62
28	1722265ASM	1	HUB ASSEMBLY, Steering
29	2830671SM	1	KEY, Hi-Pro
30	1715767SM	4	BUSHING, Bronze Spindle, .98 x 1.111
31	1930644SM	2	NUT, Flange Lock, 1/2-13
32	1715264SM	1	FRONT AXLE
33	1919394SM	3	WASHER, 1.00
34	1715310ASM	1	SPINDLE ASSEMBLY, RH
35	1930650SM	2	NUT, Hex, Flange Lock 7/16-14
36	1716953SM	2	SPACER, .453 x 3/4 x .39
37	1960135SM	2	CARRIAGE BOLT, 7/16-14 x 1-1/4
38	1715313SM	1	TIE ROD
39	1715309ASM	1	SPINDLE ASSEMBLY, LH
40	1704314SM	3	FITTING, Grease

Footnotes

Note* See Service Parts for Hydraulic Steering Unit - SERVICE PARTS

Note* See Service Parts for Tilt Assembly - SERVICE PARTS

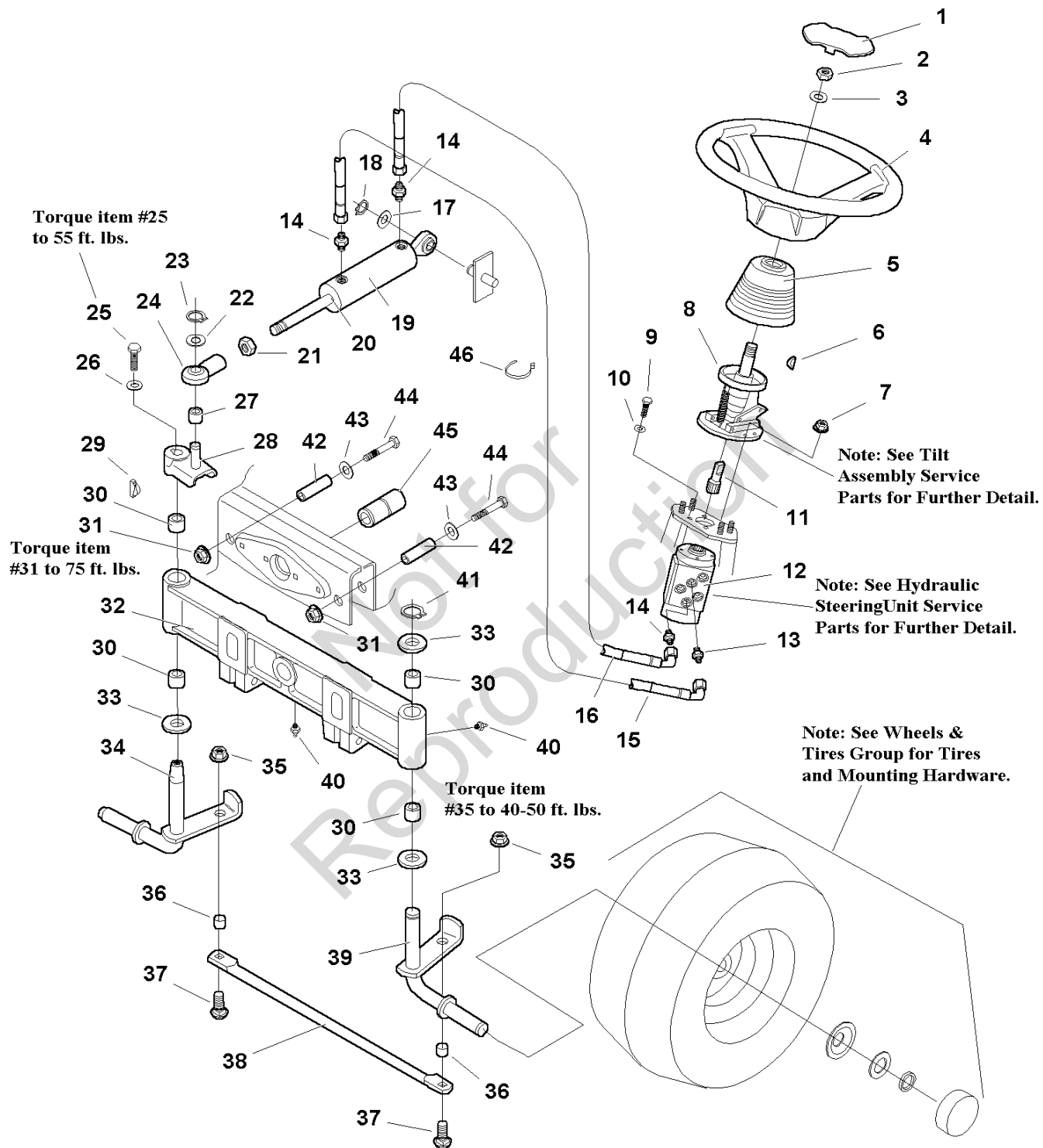
The above parts group applies to the following Mfg. Nos.:

1692870 - Legacy	1693124 - 2020	1693219 - Legacy	1693563 - 2925
1692871 - Legacy	1693126 - 2025	1693220 - 2920	1693764 - Legacy
1692872 - Legacy	1693128 - 2020LC	1693221 - 2020	1693769 - 2023H
1693114 - Legacy	1693132 - 2920	1693250 - Legacy	1693770 - Legacy
1693116 - Legacy	1693134 - 2925	1693561 - Legacy	1693771 - Legacy
1693118 - Legacy	1693136 - 2920LC	1693562 - 2025	

Front Axle & Steering Group

985120

NOTE: Unless noted otherwise, use the standard hardware torque specification chart.



The above parts group applies to the following Mfg. Nos.:

1692870 - Legacy	1693124 - 2020	1693219 - Legacy	1693563 - 2925
1692871 - Legacy	1693126 - 2025	1693220 - 2920	1693764 - Legacy
1692872 - Legacy	1693128 - 2020LC	1693221 - 2020	1693769 - 2023H
1693114 - Legacy	1693132 - 2920	1693250 - Legacy	1693770 - 2923H
1693116 - Legacy	1693134 - 2925	1693561 - Legacy	1693771 - Legacy
1693118 - Legacy	1693136 - 2920LC	1693562 - 2025	

Front Axle & Steering Group

REF NO	PART NO.	QTY.	DESCRIPTION
41	2832577SM	1	RING, Retaining #98
42	1715762SM	2	SPACER, Tube Axle
43	1924361SM	2	WASHER, 1/2
44	1960286SM	2	CAPSCREW, Hex Head, 1/2-13 x 3-1/2
45	1687103SM	1	SPACER, Axle Pivot
46	1701011SM	2	TIE

Not for
Reproduction

Footnotes

Note* See Service Parts for Hydraulic Steering Unit - SERVICE PARTS

Note* See Service Parts for Tilt Assembly - SERVICE PARTS

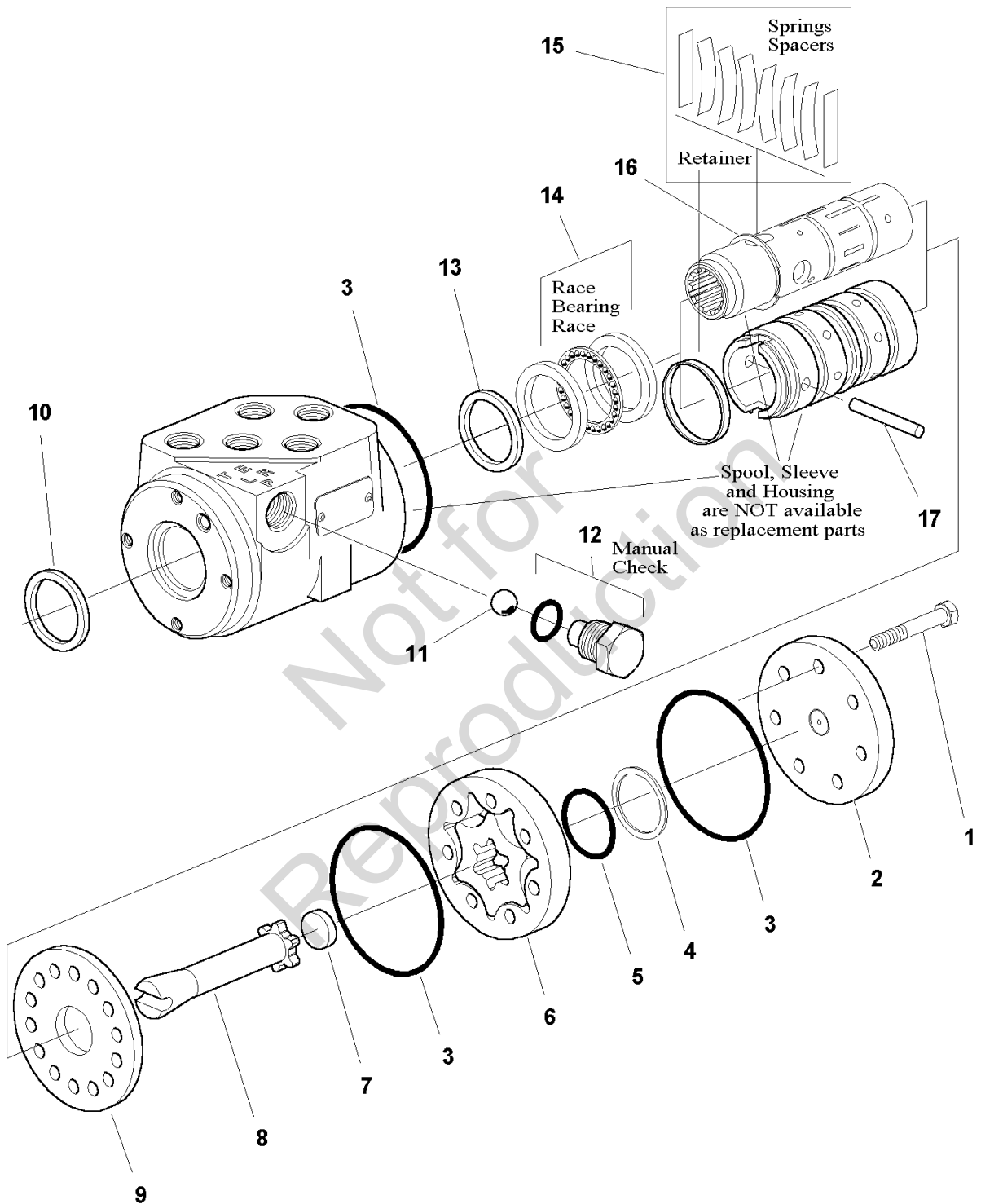
The above parts group applies to the following Mfg. Nos.:

1692870 - Legacy	1693124 - 2020	1693219 - Legacy	1693563 - 2925
1692871 - Legacy	1693126 - 2025	1693220 - 2920	1693764 - Legacy
1692872 - Legacy	1693128 - 2020LC	1693221 - 2020	1693769 - 2023H
1693114 - Legacy	1693132 - 2920	1693250 - Legacy	1693770 - 2923H
1693116 - Legacy	1693134 - 2925	1693561 - Legacy	1693771 - Legacy
1693118 - Legacy	1693136 - 2920LC	1693562 - 2025	

Hydraulic Steering Unit - SERVICE PARTS

NOTE: Unless noted otherwise,
use the standard hardware torque
specification chart.

1716257



The above parts group applies to the following Mfg. Nos.:

1692870 - Legacy	1693124 - 2020	1693219 - Legacy	1693563 - 2925
1692871 - Legacy	1693126 - 2025	1693220 - 2920	1693764 - Legacy
1692872 - Legacy	1693128 - 2020LC	1693221 - 2020	1693769 - 2023H
1693114 - Legacy	1693132 - 2920	1693250 - Legacy	1693770 - 2923H
1693116 - Legacy	1693134 - 2925	1693561 - Legacy	1693771 - Legacy
1693118 - Legacy	1693136 - 2920LC	1693562 - 2025	

Hydraulic Steering Unit - SERVICE PARTS

REF NO	PART NO.	QTY.	DESCRIPTION
1	1718713SM	7	CAPSCREW
2	1718714SM	1	CAP, End
3	1718715SM	3	SEAL, O-ring
4	1718716SM	1	SEAL
5	1718717SM	1	O-RING
6	1718718SM	1	GEROTOR
7	1718719SM	1	SPACER
8	1718720SM	1	DRIVE (Includes Sleeve & Spool)
9	1718721SM	1	PLATE, Wear
10	1718722SM	1	SEAL, Dust
11	1718723SM	1	BALL
12	1718724SM	1	KIT, Plug & O-ring, (Includes Plug & O-ring Seal)
13	1718725SM	1	SEAL, Quad
14	1718726SM	1	KIT, Bearing (Includes Bearing & Bearing Races)
15	1718727SM	1	KIT, Centering Spring (Includes Spring Spacer, Center Spring & Spring Retaining Ring)
16	1718728SM	1	RETAINING RING, External
17	1718729SM	1	PIN
18	1718730SM	1	SEAL KIT (Includes all seals & O-rings above)

Not for
Reproduction

Footnotes

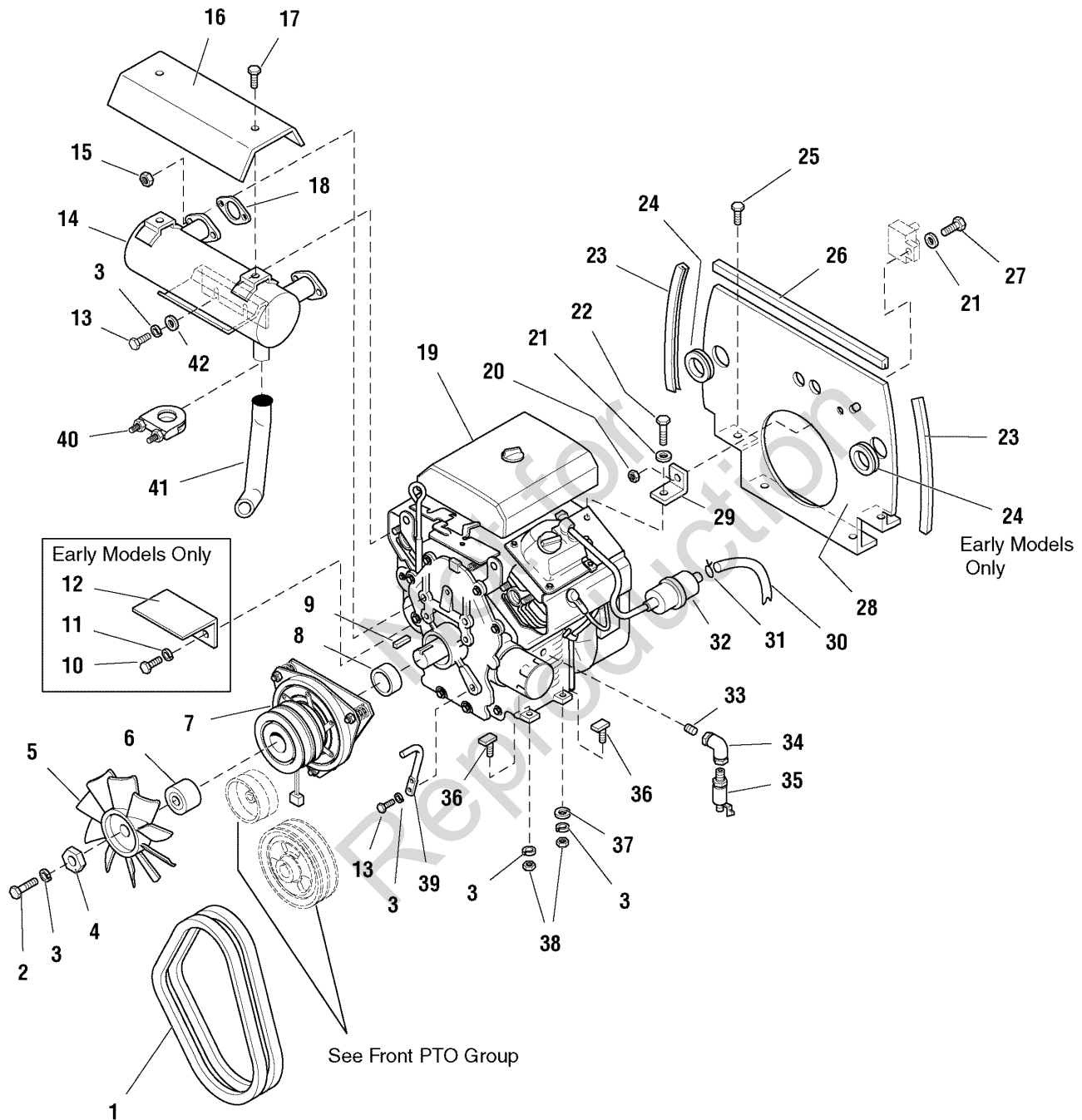
The above parts group applies to the following Mfg. Nos.:

1692870 - Legacy	1693124 - 2020	1693219 - Legacy	1693563 - 2925
1692871 - Legacy	1693126 - 2025	1693220 - 2920	1693764 - Legacy
1692872 - Legacy	1693128 - 2020LC	1693221 - 2020	1693769 - 2023H
1693114 - Legacy	1693132 - 2920	1693250 - Legacy	1693770 - 2923H
1693116 - Legacy	1693134 - 2925	1693561 - Legacy	1693771 - Legacy
1693118 - Legacy	1693136 - 2920LC	1693562 - 2025	

Engine Group - Air Cooled Models

NOTE: Unless noted otherwise, use the standard hardware torque specification chart.

E985755



The above parts group applies to the following Mfg. Nos.:

1692870 - Legacy	1693132 - 2920	1693561 - Legacy	1693771 - Legacy
1692872 - Legacy	1693134 - 2925	1693562 - 2025	
1693114 - Legacy	1693219 - Legacy	1693563 - 2925	
1693116 - Legacy	1693220 - 2920	1693764 - Legacy	
1693124 - 2020	1693221 - 2020	1693769 - 2023H	
1693126 - 2025	1693250 - Legacy	1693770 - 2923H	

Engine Group - Air Cooled Models

REF NO	PART NO.	QTY.	DESCRIPTION
1	1716996SM	1	BELT, P.T.O. (Matched Set of 2 Belts)
2	1960351SM	1	CAPSCREW, Hex Head, 7/16-2 x 3.25
3	1918199SM	4	LOCKWASHER, 7/16
4	1708264SM	1	WASHER, Hex, 7/16
5	1717070SM	1	FAN, Electric Clutch
6	1717525SM	1	SPACER, Clutch Fan
7	1686881SM	1	ELECTRIC CLUTCH
8	1717526SM	1	SPACER, Clutch
9	2154096SM	1	KEY
10	1922586SM	1	CAPSCREW, Hex Head, 3/8-16 x 5/8
11	1916965SM	5	LOCKWASHER, 3/8
12	1717608ASM	1	SHIELD, Heat (Early models only)
13	1920676SM	2	CAPSCREW, Hex Head, 7/16-14 x 1
14	1719787SM	1	MUFFLER
15	*	4	NUT, Hex
16	1708873ASM	1	HEAT SHIELD
17	1924856SM	2	CAPSCREW, Hex Head, Taptite, 5/16-18 x 1/2
18	*	2	GASKET, Exhaust Manifold
19	*	1	ENGINE, 23HP Kohler
19	*	1	ENGINE, 20HP Kohler
19	*	1	ENGINE, 25HP Kohler
20	1920397SM	1	NUT, Hex Nylon 1/4-20
21	1921319SM	2	WASHER, 1/4
22	*	1	CAPSCREW, Hex Head (Engine Bolt)
23	1717496SM	2	EDGING, Side 12.5 Lg
24	1704862SM	2	GROMMET (Early models only)
25	1664847SM	4	CAPSCREW, Hex Head, Taptite, 5/16-18 x 3/4
26	1717588SM	1	EDGING, Top 18 Lg
27	1923341SM	1	CAPSCREW, Hex Head, 1/4-20 x 3/4
28	1717505SM	1	SHIELD, Firewall
29	2108186SM	1	ANGLE BRACKET
30	1718678SM	1	HOSE, Fuel 60-1/2 Lg
31	2860112SM	2	CLAMP, Hose
32	2173206SM	1	FUEL FILTER
33	1717530SM	1	NIPPLE, Pipe 3/8 x 1-1/4
34	1717529SM	1	ELBOW, 3/8
35	1717473SM	1	VALVE, Shut Off
36	1717000SM	4	L-BOLT, 3/8-16 x 1.75
37	1918266SM	2	WASHER, 3/8
38	1916950SM	4	NUT, Hex Full 3/8-16

Footnotes

Note* See your local Kohler distributor for service parts.

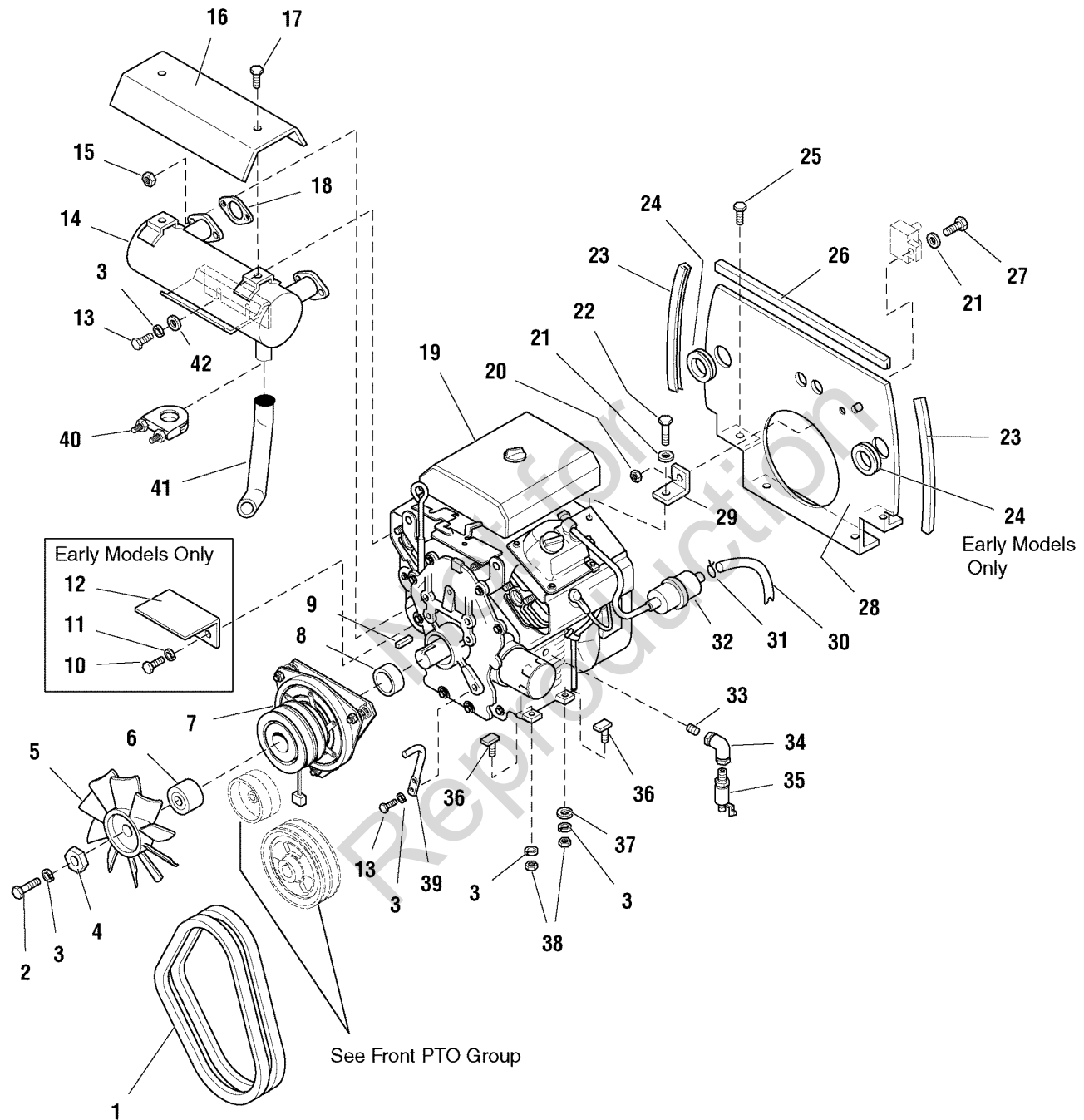
The above parts group applies to the following Mfg. Nos.:

1692870 - Legacy	1693132 - 2920	1693561 - Legacy	1693771 - Legacy
1692872 - Legacy	1693134 - 2925	1693562 - 2025	
1693114 - Legacy	1693219 - Legacy	1693563 - 2925	
1693116 - Legacy	1693220 - 2920	1693764 - Legacy	
1693124 - 2020	1693221 - 2020	1693769 - 2023H	
1693126 - 2025	1693250 - Legacy	1693770 - 2923H	

Engine Group - Air Cooled Models

NOTE: Unless noted otherwise, use the standard hardware torque specification chart.

E985755



The above parts group applies to the following Mfg. Nos.:

- | | | | |
|------------------|------------------|------------------|------------------|
| 1692870 - Legacy | 1693132 - 2920 | 1693561 - Legacy | 1693771 - Legacy |
| 1692872 - Legacy | 1693134 - 2925 | 1693562 - 2025 | |
| 1693114 - Legacy | 1693219 - Legacy | 1693563 - 2925 | |
| 1693116 - Legacy | 1693220 - 2920 | 1693764 - Legacy | |
| 1693124 - 2020 | 1693221 - 2020 | 1693769 - 2023H | |
| 1693126 - 2025 | 1693250 - Legacy | 1693770 - 2923H | |

Engine Group - Air Cooled Models

REF NO	PART NO.	QTY.	DESCRIPTION
39	1717527SM	1	ROD, Anti Rotation
40	1712286SM	1	CLAMP
41	1719788SM	1	ELBOW, Exhaust
42	1960044SM	2	WASHER, 5/16

Not for
Reproduction

Footnotes

Note* See your local Kohler distributor for service parts.

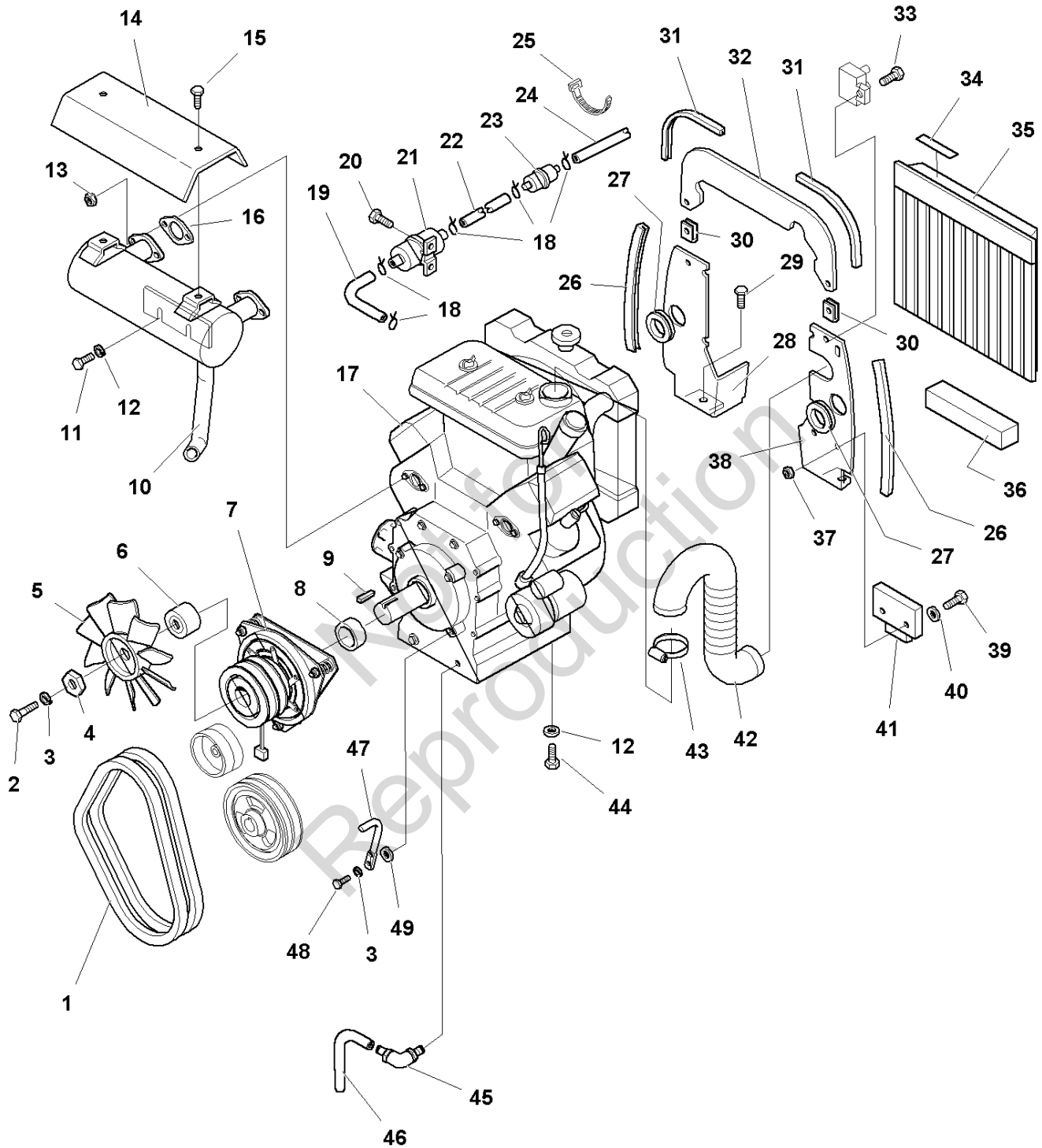
The above parts group applies to the following Mfg. Nos.:

1692870 - Legacy	1693132 - 2920	1693561 - Legacy	1693771 - Legacy
1692872 - Legacy	1693134 - 2925	1693562 - 2025	
1693114 - Legacy	1693219 - Legacy	1693563 - 2925	
1693116 - Legacy	1693220 - 2920	1693764 - Legacy	
1693124 - 2020	1693221 - 2020	1693769 - 2023H	
1693126 - 2025	1693250 - Legacy	1693770 - 2923H	

Engine Group - Liquid Cooled Models

E985113

NOTE: Unless noted otherwise,
use the standard hardware torque
specification chart.



The above parts group applies to the following Mfg. Nos.:

- 1692871 - Legacy
- 1693118 - Legacy
- 1693128 - 2020LC
- 1693136 - 2920LC

Engine Group - Liquid Cooled Models

REF NO	PART NO.	QTY.	DESCRIPTION
1	1716995SM	1	BELT, P.T.O. (Matched Set of 2 Belts)
2	1960582SM	1	CAPSCREW, Hex Head, M10-1.5 x 80mm
3	1918199SM	1	LOCKWASHER, 7/16
4	1708264SM	1	WASHER, Hex, 7/16
5	1717070SM	1	FAN, Electric Clutch
6	1717525SM	1	SPACER, Clutch Fan
7	1686881SM	1	ELECTRIC CLUTCH
8	1717526SM	1	SPACER, Clutch
9	2154096SM	1	KEY
10	1716918SM	1	MUFFLER
11	1950018SM	2	CAPSCREW, Hex Head, M8 - 1.25 x 20mm
12	1917356SM	9	LOCKWASHER, 5/16
13	1960525SM	4	NUT, Hex Flange Lock, M6
14	1708873ASM	1	HEAT SHIELD
15	1924856SM	2	CAPSCREW, Hex Head, Taptite, 5/16-18 x 1/2
16	*	2	GASKET, Exhaust Manifold
17	*	1	ENGINE, 20HP Kawasaki
18	2860112SM	6	CLAMP, Hose
19	1718678SM	1	HOSE, Fuel, 60-1/2 Lg (cut to length of 21-3/4)
20	1929000SM	2	CAPSCREW, Hex Head, Taptite, 1/4-20 x 3/8
21	*	1	FUEL PUMP
22	1718678SM	1	HOSE, Fuel, 60-1/2 Lg (cut to length of 51)
23	2173206SM	1	FUEL FILTER
24	1718678SM	1	HOSE, Fuel, 60-1/2 Lg (cut to length of 12)
25	1701011SM	2	TIE
26	1717496SM	2	EDGING, Side 12.5
27	1704862SM	2	GROMMET
28	1717494SM	1	SHIELD, RH
29	1664847SM	6	CAPSCREW, Hex Head, Taptite, 5/16-18 x 3/4
30	1960368SM	2	NUT, PAL, 1/4-20
31	1717519SM	2	EDGING, Top 9
32	1717495SM	1	SHIELD, Upper
33	1923341SM	2	CAPSCREW, Hex Head, 1/4-20 x 3/4
34	1717596SM	1	DECAL, Radiator
35	1717501SM	1	SCREEN ASSEMBLY
36	1717534SM	1	SEAL, Radiator
37	1930641SM	2	NUT, Whizlock, 1/4-20
38	1717493SM	1	SHIELD, LH
39	1921960SM	2	CAPSCREW, Hex Head, 1/4-20 x 1
40	1921319SM	2	WASHER, 1/4

Footnotes

Note* See your local Kawasaki distributor for service parts.

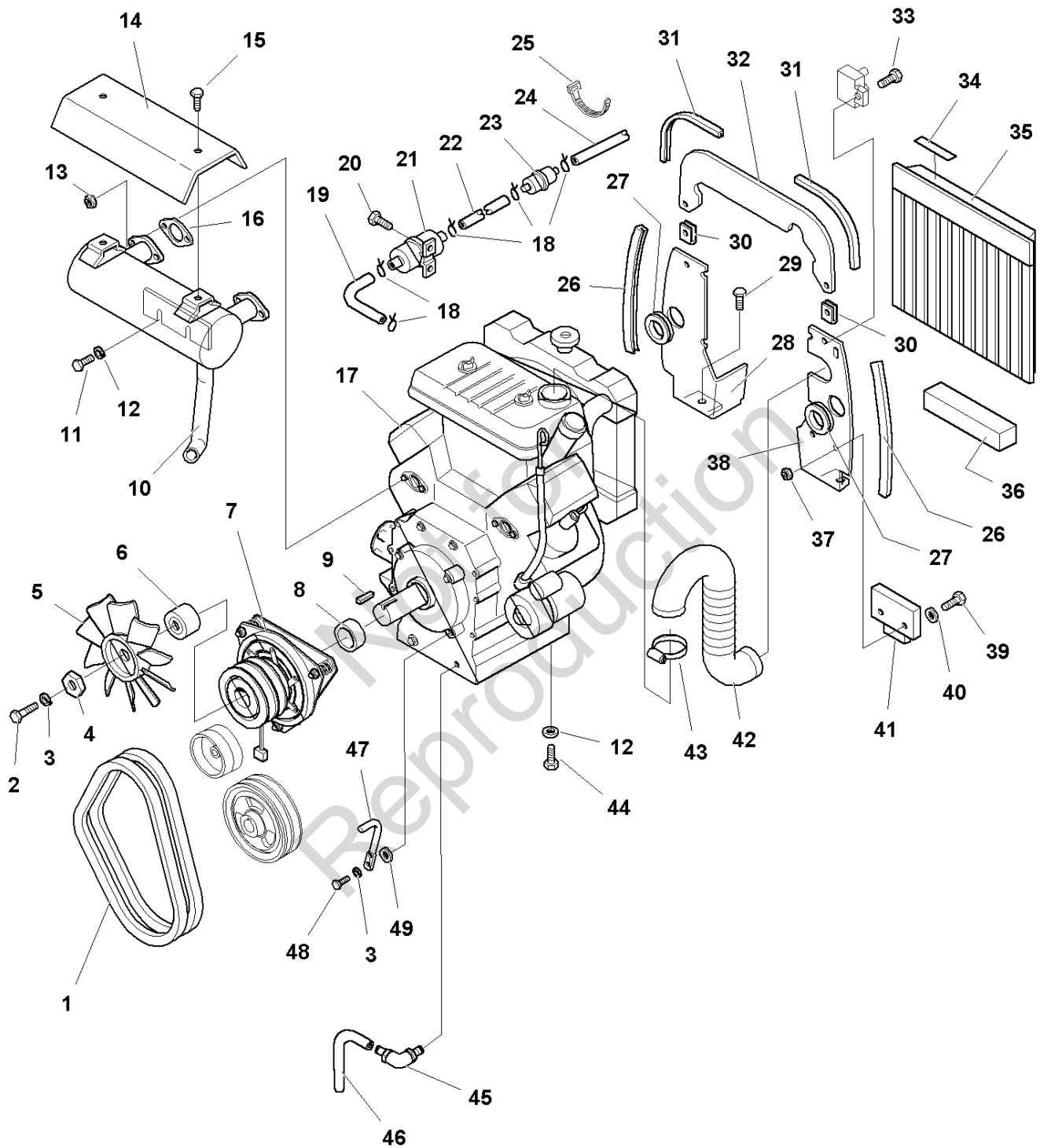
The above parts group applies to the following Mfg. Nos.:

1692871 - Legacy
 1693118 - Legacy
 1693128 - 2020LC
 1693136 - 2920LC

Engine Group - Liquid Cooled Models

E985113

NOTE: Unless noted otherwise,
use the standard hardware torque
specification chart.



The above parts group applies to the following Mfg. Nos.:

1692871 - Legacy
1693118 - Legacy
1693128 - 2020LC
1693136 - 2920LC

Engine Group - Liquid Cooled Models

REF NO	PART NO.	QTY.	DESCRIPTION
41	*	1	VOLTAGE REGULATOR
42	1717489SM	1	HOSE, Air Inlet
43	*	1	HOSE CLAMP
44	1960347SM	4	CAPSCREW, Hex Head, 8mm x 25
45	1715649SM	1	VALVE, Oil Drain
46	1716321SM	1	HOSE ASSEMBLY, Return
47	1717527SM	1	ROD, Anti Rotation
48	1921210SM	1	CAPSCREW, Hex Head, 3/8-16 x 1
49	1650506SM	1	SPACER

Not for
Reproduction

Footnotes

Note* See your local Kawasaki distributor for service parts.

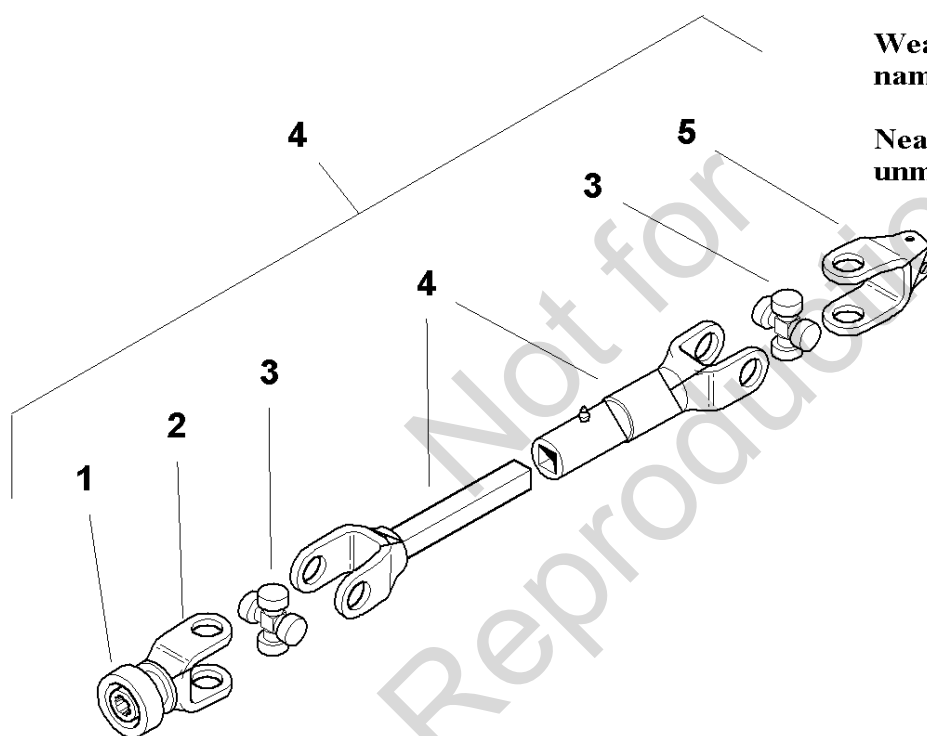
The above parts group applies to the following Mfg. Nos.:

1692871 - Legacy
1693118 - Legacy
1693128 - 2020LC
1693136 - 2920LC

Drive Shaft - SERVICE PARTS

NOTE: Unless noted otherwise,
use the standard hardware torque
specification chart.

1716482



Note:

Weasler Drive Shafts have the name stamped on the joint & shaft.

Neapco Drive Shafts are unmarked.

The above parts group applies to the following Mfg. Nos.:

1692860 - 60" Mower	1693630 - 54" Mower	1694073 - 60" Mower
1692863 - 48" Mower	1693632 - 54" Mower	1694138 - 48" Mower
1693122 - 48" Mower	1693726 - 54" Mower	
1693123 - 60" Mower	1693728 - 54" Mower	
1693252 - 48" Mower	1694071 - 54" Mower	
1693253 - 60" Mower	1694072 - 60" Mower	

Drive Shaft - SERVICE PARTS

REF NO	PART NO.	QTY.	DESCRIPTION
1	1686603SM	1	SPRING LOCK REPAIR KIT (Neapco)
1	1718475SM	1	SPRING LOCK REPAIR KIT (Weasler)
2	*	1	YOKE ASSEMBLY (Neapco)
2	1709350SM	1	YOKE ASSEMBLY (Weasler)
3	1678805SM	2	CROSS & BEARING KIT (Neapco)
3	1679003SM	2	CROSS & BEARING KIT (Weasler)
4	*	1	YOKE & TUBE ASSEMBLY
4	1716482SM	1	DRIVE SHAFT, Complete
5	2178527	1	YOKE (Weasler)
5	1678807SM	1	YOKE (Neapco)

Not for
Reproduction

Footnotes

Note* Replace with Complete Drive Shaft P/N 1716482.

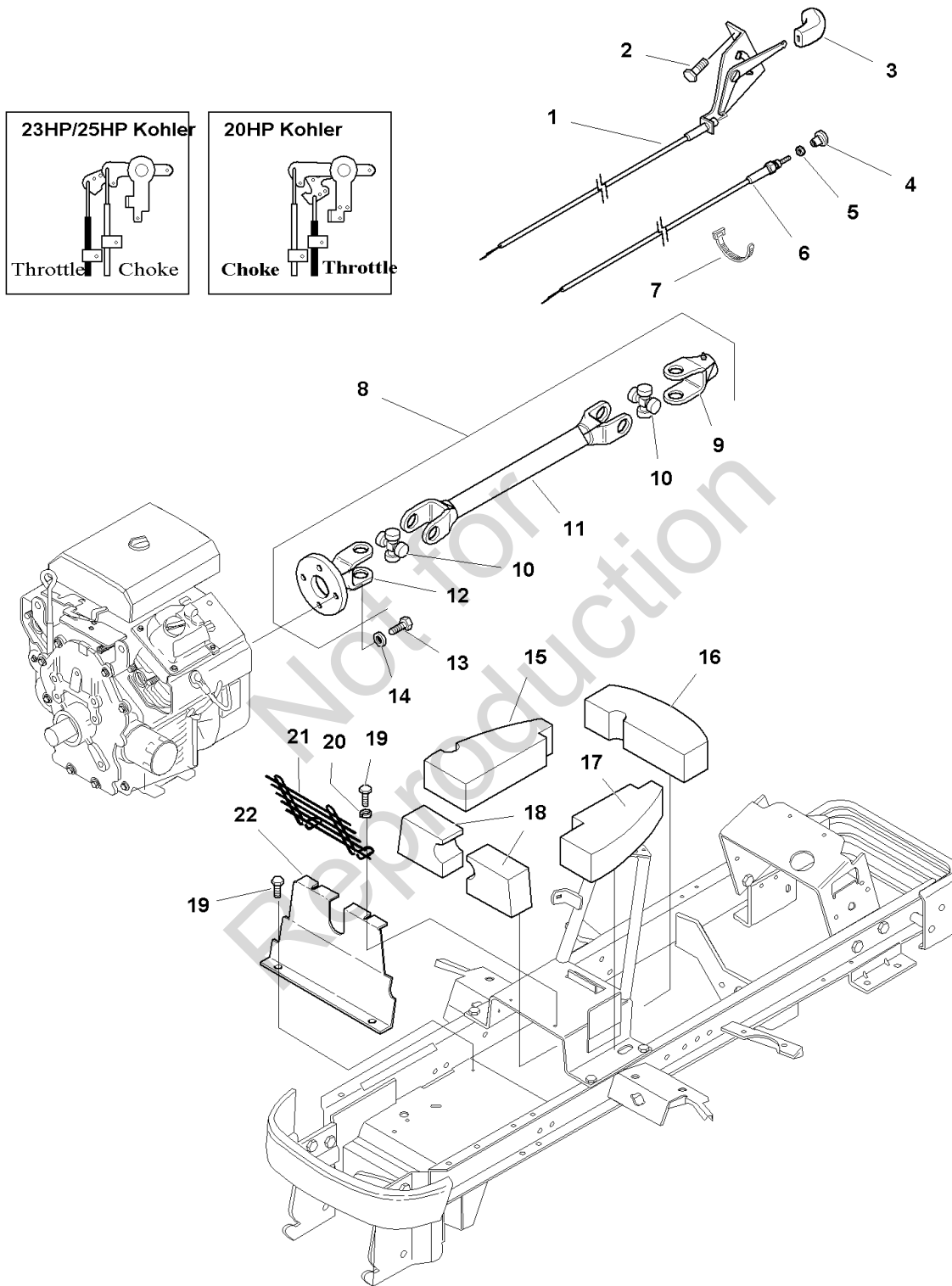
The above parts group applies to the following Mfg. Nos.:

1692860 - 60" Mower	1693630 - 54" Mower	1694073 - 60" Mower
1692863 - 48" Mower	1693632 - 54" Mower	1694138 - 48" Mower
1693122 - 48" Mower	1693726 - 54" Mower	
1693123 - 60" Mower	1693728 - 54" Mower	
1693252 - 48" Mower	1694071 - 54" Mower	
1693253 - 60" Mower	1694072 - 60" Mower	

Drive Shaft, Throttle, Choke & Seal - Air Cooled Models

NOTE: Unless noted otherwise, use the standard hardware torque specification chart.

ED85755



The above parts group applies to the following Mfg. Nos.:

- | | | | |
|------------------|------------------|------------------|------------------|
| 1692870 - Legacy | 1693132 - 2920 | 1693561 - Legacy | 1693771 - Legacy |
| 1692872 - Legacy | 1693134 - 2925 | 1693562 - 2025 | |
| 1693114 - Legacy | 1693219 - Legacy | 1693563 - 2925 | |
| 1693116 - Legacy | 1693220 - 2920 | 1693764 - Legacy | |
| 1693124 - 2020 | 1693221 - 2020 | 1693769 - 2023H | |
| 1693126 - 2025 | 1693250 - Legacy | 1693770 - 2923H | |

Drive Shaft, Throttle, Choke & Seal - Air Cooled Models

REF NO	PART NO.	QTY.	DESCRIPTION
1	1687184SM	1	CONTROL, Throttle
2	1960578SM	2	CAPSCREW, Plastite
3	1715897SM	1	KNOB, Throttle
4	1716247SM	1	KNOB, Choke
5	1960591SM	1	NUT, Hex, #10-24
6	1716328SM	1	CONTROL, Choke
7	1701011SM	1	TIE
8	1716233SM	1	DRIVESHAFT ASSEMBLY (Includes Ref. Nos. 9-12)
9	1709049SM	1	YOKE
10	1679003SM	2	CROSS & BEARING KIT
11	1716233SM	1	YOKE & TUBE ASSEMBLY
12	1709048SM	1	YOKE & FLANGE ASSEMBLY
13	1960407SM	4	SCREW, Socket Head. M8 x 1.75 x 20mm
14	1923300SM	4	LOCKWASHER, Internal Tooth
15	1717535SM	1	SEAL, RH Tunnel
16	1717531SM	1	SEAL, Rear Tunnel
17	1717532SM	1	SEAL, LH Tunnel
18	1717488SM	2	SEAL, Driveshaft
19	1664847SM	4	CAPSCREW, Hex Head, Taptite, 5/16-18 x 3/4
20	1918265SM	2	WASHER, .34 ID x .69 OD x .06
21	1719336SM	1	SHIELD, Drive Shaft
22	1716935SM	1	SHIELD, Air, Driveline

Not for
Reproduction

Footnotes

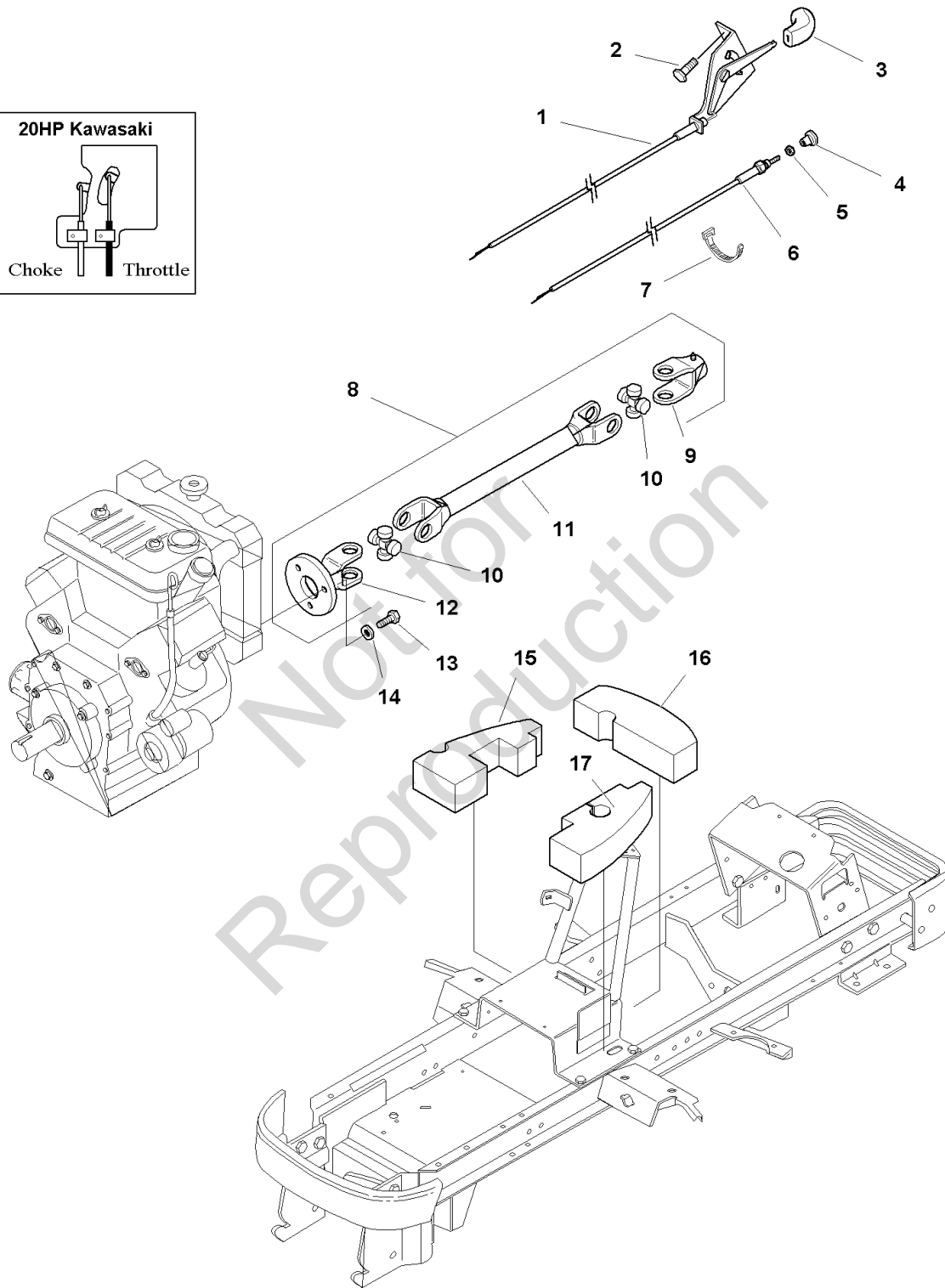
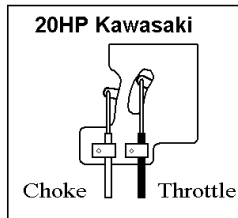
The above parts group applies to the following Mfg. Nos.:

1692870 - Legacy	1693132 - 2920	1693561 - Legacy	1693771 - Legacy
1692872 - Legacy	1693134 - 2925	1693562 - 2025	
1693114 - Legacy	1693219 - Legacy	1693563 - 2925	
1693116 - Legacy	1693220 - 2920	1693764 - Legacy	
1693124 - 2020	1693221 - 2020	1693769 - 2023H	
1693126 - 2025	1693250 - Legacy	1693770 - 2923H	

Drive Shaft, Throttle, Choke & Seal - Liquid Cooled Models

ED85113

NOTE: Unless noted otherwise,
use the standard hardware torque
specification chart.



The above parts group applies to the following Mfg. Nos.:

1692871 - Legacy
1693118 - Legacy
1693128 - 2020LC
1693136 - 2920LC

Drive Shaft, Throttle, Choke & Seal - Liquid Cooled Models

REF NO	PART NO.	QTY.	DESCRIPTION
1	1687184SM	1	CONTROL, Throttle
2	1960578SM	2	CAPSCREW, Plastite
3	1715897SM	1	KNOB, Throttle
4	1716247SM	1	KNOB, Choke
5	1960591SM	1	NUT, Hex, #10-24
6	1716328SM	1	CONTROL, Choke
7	1701011SM	1	TIE
8	1716446SM	1	DRIVE SHAFT ASSEMBLY (Includes Ref. Nos. 9-12)
9	1709049SM	1	YOKE
10	1679003SM	2	CROSS & BEARING KIT
11	*	1	YOKE & TUBE ASSEMBLY (Must order complete assembly)
12	1717044	1	YOKE & FLANGE ASSEMBLY
13	1960573SM	4	SCREW, Socket Head, M8 x 1.25 x 50mm
14	1917356SM	3	LOCKWASHER, Internal Tooth
15	1717533SM	1	SEAL, RH Tunnel
16	1717531SM	1	SEAL, Rear Tunnel
17	1717532SM	1	SEAL, LH Tunnel

Not for
Reproduction

Footnotes

* Yoke Assembly not serviced seperately, must order complete drive shaft assembly Ref. No. 8.

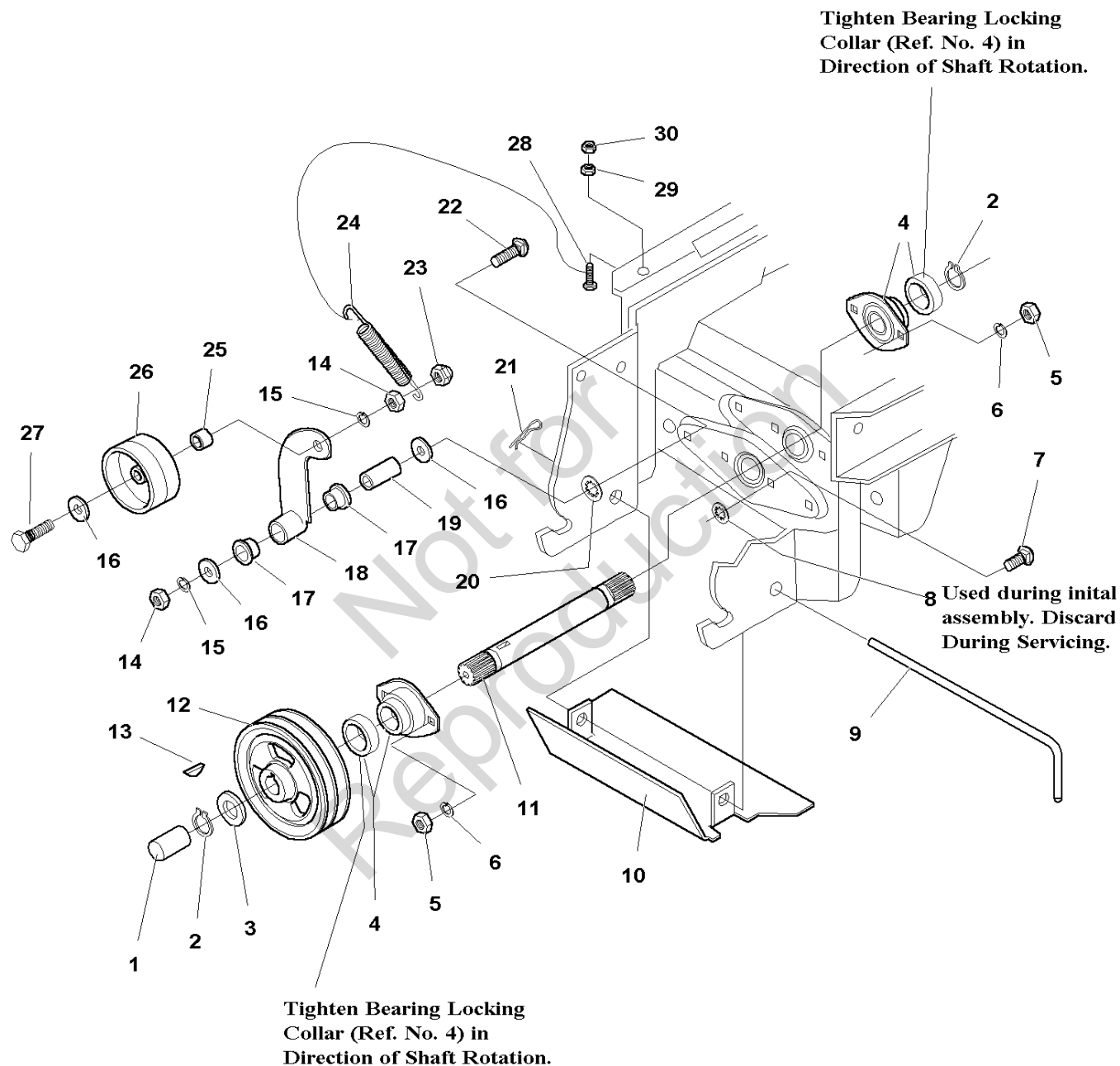
The above parts group applies to the following Mfg. Nos.:

1692871 - Legacy
1693118 - Legacy
1693128 - 2020LC
1693136 - 2920LC

Front PTO Group

985116

NOTE: Unless noted otherwise, use the standard hardware torque specification chart.



The above parts group applies to the following Mfg. Nos.:

1692870 - Legacy	1693124 - 2020	1693219 - Legacy	1693563 - 2925
1692871 - Legacy	1693126 - 2025	1693220 - 2920	1693764 - Legacy
1692872 - Legacy	1693128 - 2020LC	1693221 - 2020	1693769 - 2023H
1693114 - Legacy	1693132 - 2920	1693250 - Legacy	1693770 - 2923H
1693116 - Legacy	1693134 - 2925	1693561 - Legacy	1693771 - Legacy
1693118 - Legacy	1693136 - 2920LC	1693562 - 2025	

Front PTO Group

REF NO	PART NO.	QTY.	DESCRIPTION
1	1717632SM	1	COVER, P.T.O. Shaft
2	2832577SM	2	RING, Retaining, 1.00
3	1960201SM	1	WASHER, 1.0
4	1715419SM	2	BEARING, Ball
5	1917372SM	4	NUT, Hex, Full, 5/16-18
6	1917356SM	4	LOCKWASHER, 5/16
7	1931334SM	4	CARRIAGE BOLT, 5/16-18 x 7/8
8	1933988SM	4	NUT, Push, Used for initial assembly only, Discard During Service.
9	1715872SM	1	PIN, 1/2 x 12
10	1716975SM	1	GUARD PLATE, P.T.O.
11	1715314SM	1	SHAFT, P.T.O.
12	1716476SM	1	PULLEY, P.T.O., Double
13	2830671SM	1	KEY, Hi Pro, 3/4 Dia.
14	1916950SM	2	NUT, Hex, Full, 3/8-16
15	1916965SM	2	LOCKWASHER, 3/8
16	1924940SM	3	WASHER, 13/32
17	2176444SM	2	BUSHING, 41/64 x 3/4 x 1/2
18	1717047SM	1	ARM ASSEMBLY, Idler
19	1669105SM	1	SPACER, 25/64 x 5/8 x 1-1/2
20	1931942SM	1	NUT, Push, 3/8
21	1960098SM	1	HAIRPIN, Cotter
22	1931355SM	1	CARRIAGE BOLT, 3/8-16 x 2-1/4
23	1960339SM	1	NUT, Hex, Flange Lock, 3/8-16
24	1608395SM	1	SPRING, Tension
25	1665699SM	1	SPACER, 25/64 x 5/8 x 5/8
26	1674736SM	1	PULLEY, Idler, 3-1/4 Dia.
27	1921972SM	1	CAPSCREW, Hex Head, 3/8-16 x 2-1/2

Reproduction

Footnotes

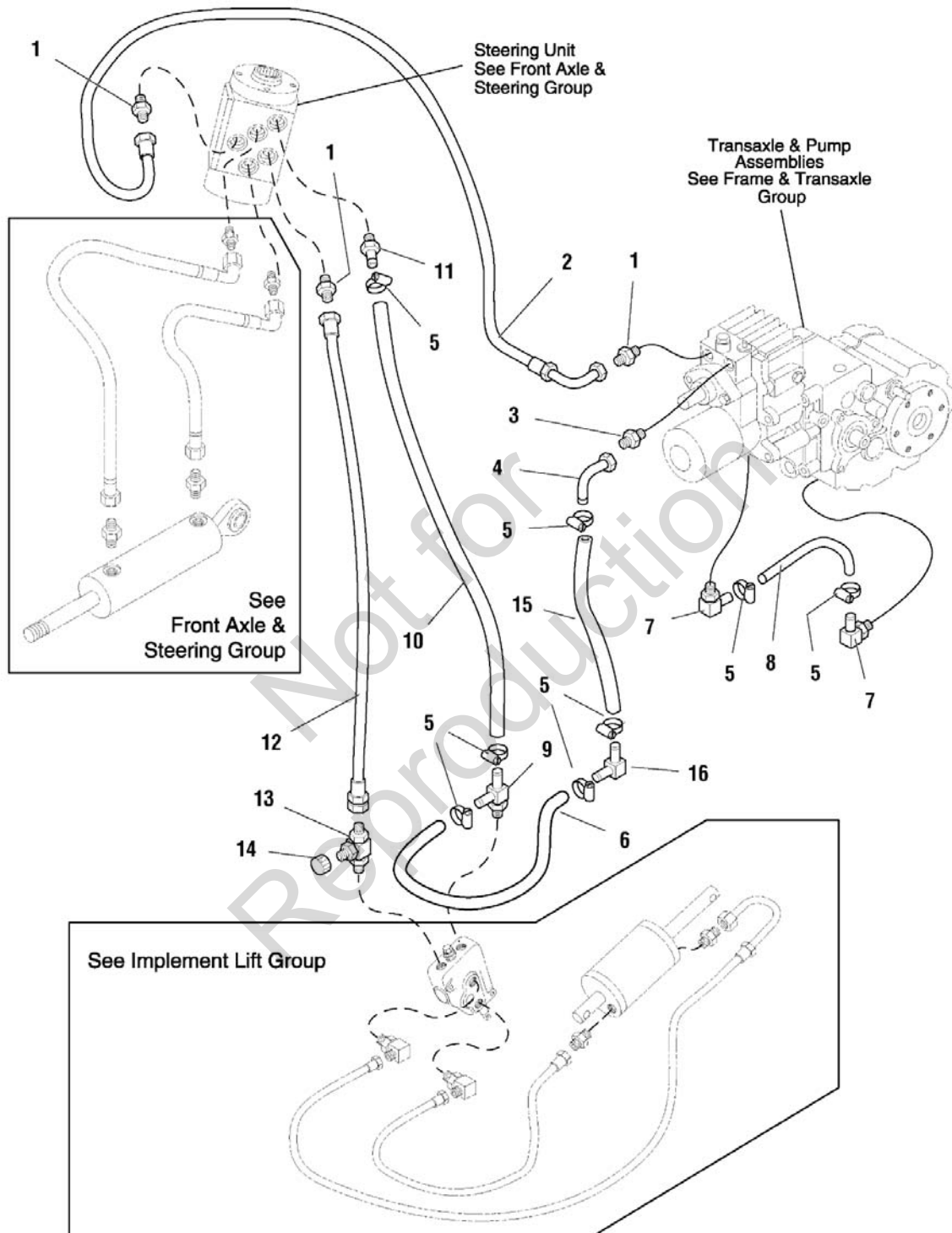
The above parts group applies to the following Mfg. Nos.:

1692870 - Legacy	1693124 - 2020	1693219 - Legacy	1693563 - 2925
1692871 - Legacy	1693126 - 2025	1693220 - 2920	1693764 - Legacy
1692872 - Legacy	1693128 - 2020LC	1693221 - 2020	1693769 - 2023H
1693114 - Legacy	1693132 - 2920	1693250 - Legacy	1693770 - 2923H
1693116 - Legacy	1693134 - 2925	1693561 - Legacy	1693771 - Legacy
1693118 - Legacy	1693136 - 2920LC	1693562 - 2025	

Hydraulic Group

985118

NOTE: Unless noted otherwise, use the standard hardware torque specification chart.



The above parts group applies to the following Mfg. Nos.:

1692870 - Legacy	1693124 - 2020	1693219 - Legacy	1693563 - 2925
1692871 - Legacy	1693126 - 2025	1693220 - 2920	1693764 - Legacy
1692872 - Legacy	1693128 - 2020LC	1693221 - 2020	1693769 - 2023H
1693114 - Legacy	1693132 - 2920	1693250 - Legacy	1693770 - 2923H
1693116 - Legacy	1693134 - 2925	1693561 - Legacy	1693771 - Legacy
1693118 - Legacy	1693136 - 2920LC	1693562 - 2025	

Hydraulic Group

REF NO	PART NO.	QTY.	DESCRIPTION
1	2822522SM	3	FITTING, Male, Straight
2	1722510SM	1	HOSE, Pump to Steer
3	2824403SM	1	FITTING, Hydraulic
4	1676397SM	1	ELBOW
5	2860266SM	6	CLAMP, Hose
6	1717568SM	1	HOSE, Return
7	1669954SM	2	FITTING, Hydraulic, 7/8-14
8	1677011SM	1	HOSE, Pre Formed
9	1716312SM	1	FITTING, Tube
10	1716321SM	1	HOSE ASSEMBLY, Return (Steer/Lift)
11	2171465SM	1	FITTING, Male
12	1716311SM	1	HOSE ASSEMBLY, Steer to Lift
13	1716314SM	1	FITTING, Tube Tee
14	1716370SM	1	CAP, Hex
15	1674217SM	1	HOSE, Hydraulic 1/2"
16	1723788SM	1	FITTING, Hose Elbow 90 Degree 1/2"

Not for
Reproduction

Footnotes

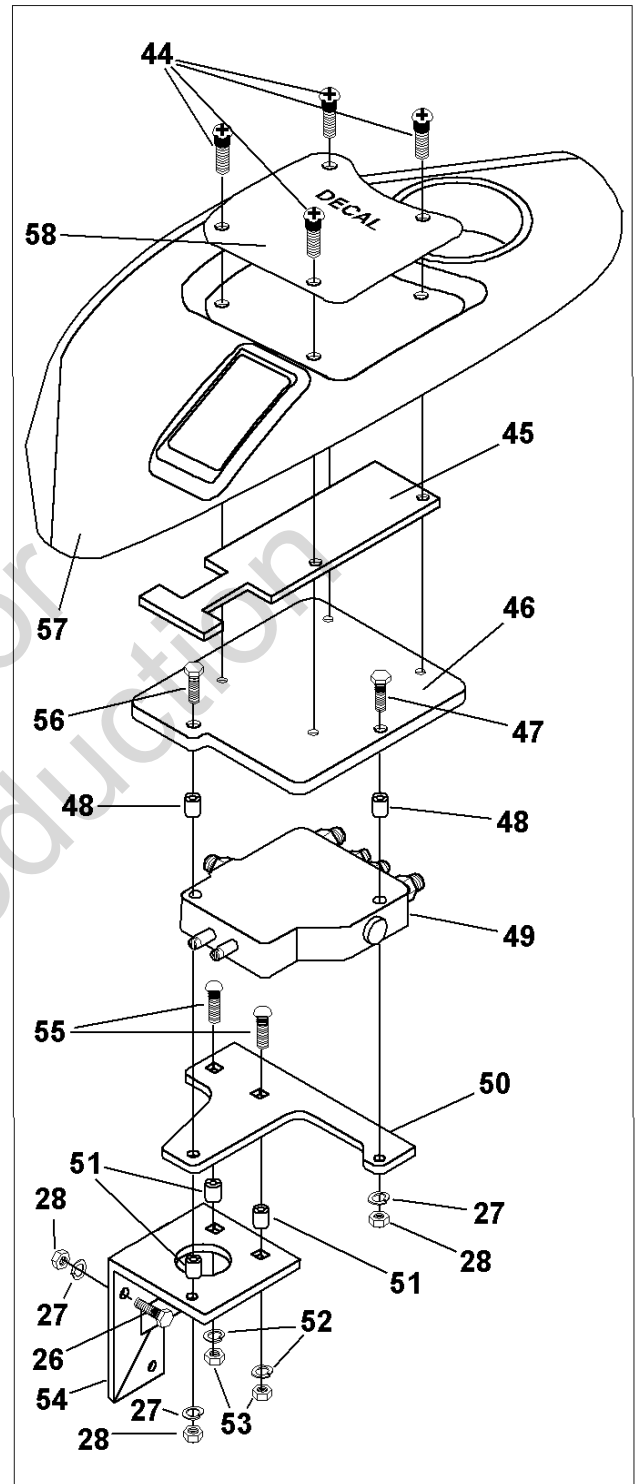
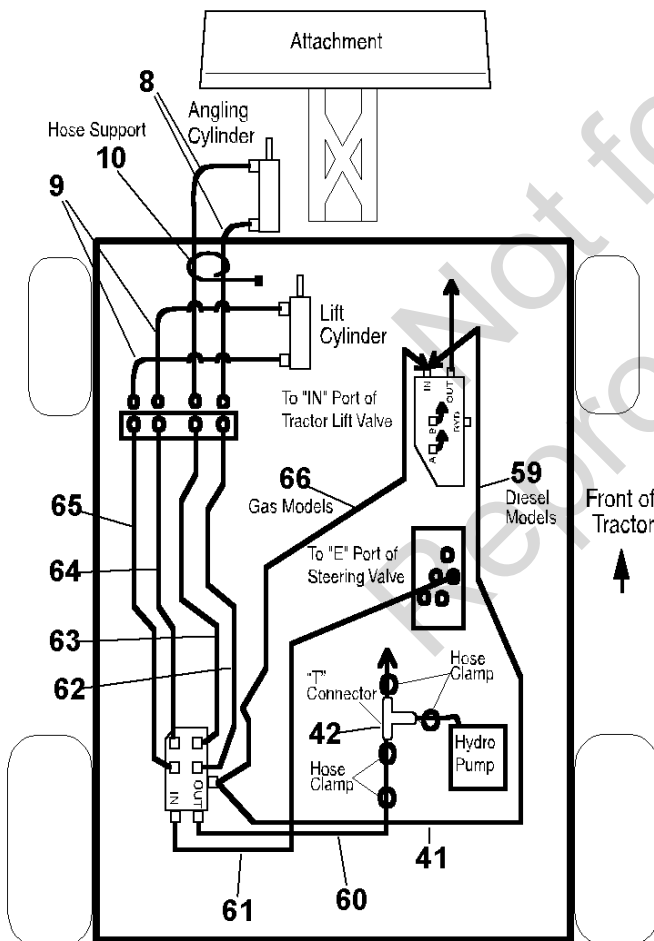
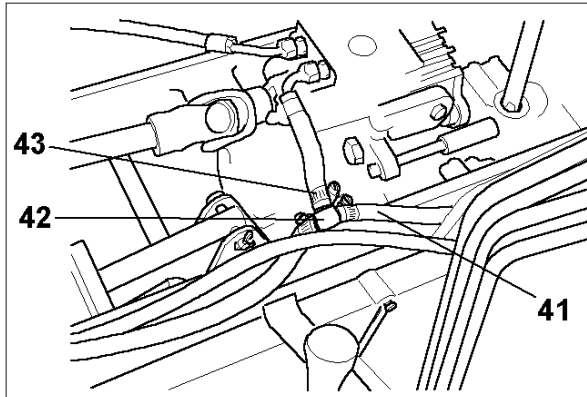
The above parts group applies to the following Mfg. Nos.:

1692870 - Legacy	1693124 - 2020	1693219 - Legacy	1693563 - 2925
1692871 - Legacy	1693126 - 2025	1693220 - 2920	1693764 - Legacy
1692872 - Legacy	1693128 - 2020LC	1693221 - 2020	1693769 - 2023H
1693114 - Legacy	1693132 - 2920	1693250 - Legacy	1693770 - 2923H
1693116 - Legacy	1693134 - 2925	1693561 - Legacy	1693771 - Legacy
1693118 - Legacy	1693136 - 2920LC	1693562 - 2025	

Hydraulics Group - Auxiliary Lift - Diagram 2

985457D2

NOTE: Unless noted otherwise,
use the standard hardware torque
specification chart.



The above parts group applies to the following Mfg. Nos.:

- 1693561 - Legacy
- 1693562 - 2025
- 1693563 - 2925

Hydraulics Group - Auxiliary Lift - Diagram 2

REF NO	PART NO.	QTY.	DESCRIPTION
8	5045503	2	HOSE ASSEMBLY, 17" Long
9	1719565SM	2	HOSE ASSEMBLY, 50" Long
10	1719586SM	1	HOSE SUPPORT
26	1923341SM	4	CAPSCREW, Hex Head, 1/4-20 x 3/4
27	1916964SM	6	LOCKWASHER, 1/4
28	1916622SM	6	NUT, Hex 1/4-20
41	1718413SM	1	HOSE, Hydraulic, 9" Long
42	1719564SM	1	FITTING, "T"
43	2860266SM	4	CLAMP, Hose
44	1926025SM	4	SCREW, Phillips Head, 1/4-20 x 1/2
45	1723013SM	1	INSERT, Plastic
46	1723012SM	1	MOUNTING PLATE
47	1923282SM	1	CAPSCREW, Hex Head, 1/4-20 x 2-1/2
48	1960234SM	2	SPACER
49	1718419SM	1	VALVE ASSEMBLY
50	1718988ASM	1	PLATE
51	1673796SM	3	SPACER
52	1917356SM	2	LOCKWASHER, 5/16
53	1917372SM	2	NUT, Hex 5/16
54	1718991SM	1	VALVE SUPPORT ASSEMBLY
55	1931337SM	2	CARRIAGE BOLT, 5/16-18 x 1-1/2
56	2860603	1	CAPSCREW, Hex Head, 1/4-20 x 3-1/2
57	1719393SM	1	POD, Seat Deck
58	1719733SM	1	DECAL, Hydraulic Levers
59	1719331SM	1	TUBE, Hydraulic
60	1719216SM	1	TUBE, Hydraulic
61	1719215SM	1	TUBE, Hydraulic
62	1719126SM	1	TUBE, Hydraulic
63	1719127SM	1	TUBE, Hydraulic
64	1719129SM	1	TUBE, Hydraulic
65	1719128SM	1	TUBE, Hydraulic
66	1719330SM	1	TUBE, Hydraulic

Footnotes

The above parts group applies to the following Mfg. Nos.:

1693561 - Legacy

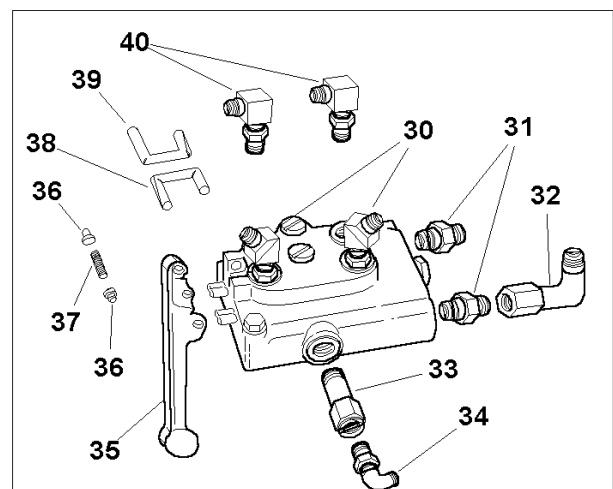
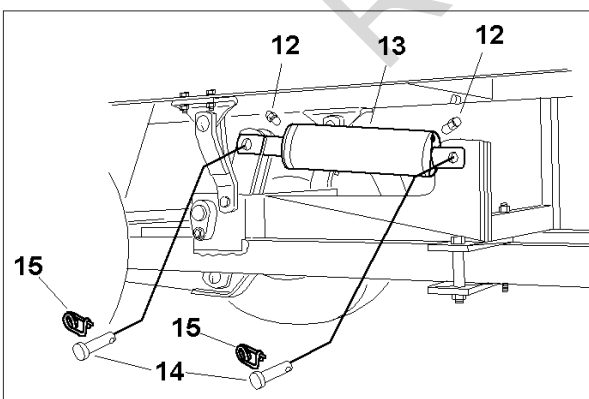
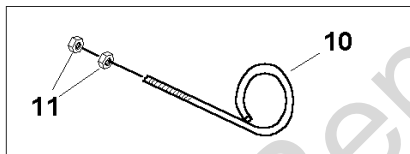
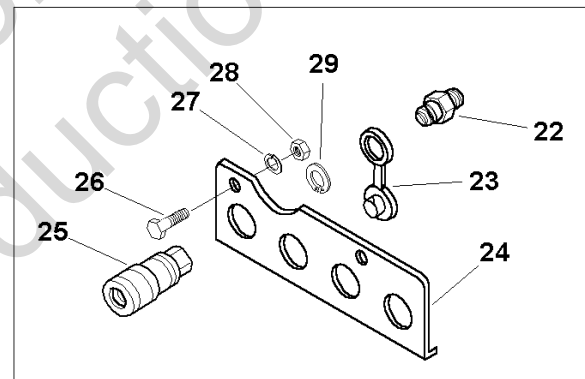
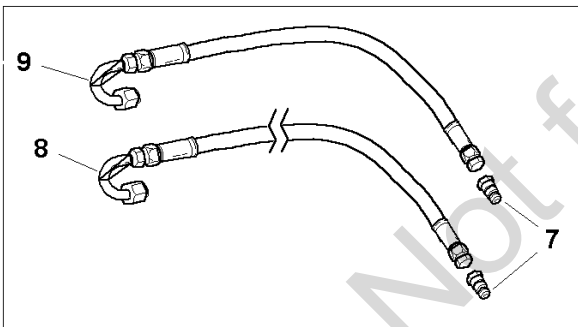
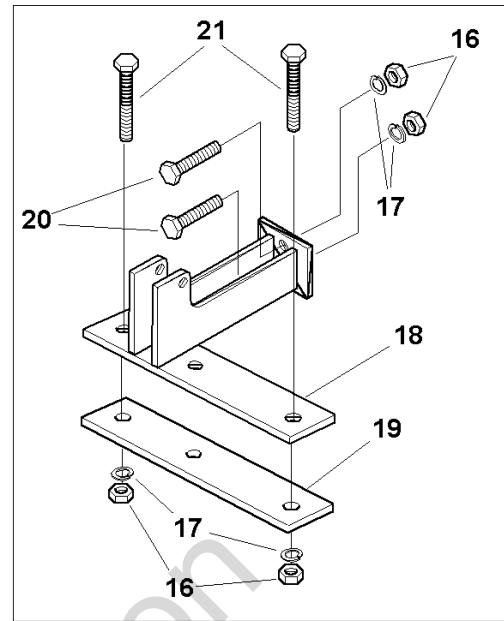
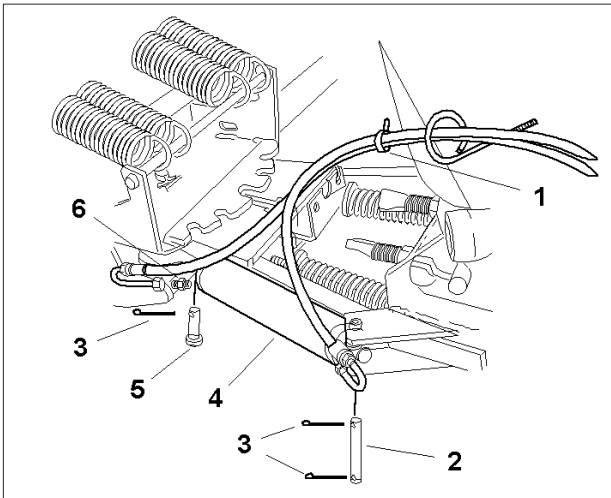
1693562 - 2025

1693563 - 2925

Hydraulics Group - Auxiliary Lift

985457

NOTE: Unless noted otherwise,
use the standard hardware torque
specification chart.



The above parts group applies to the following Mfg. Nos.:

1693561 - Legacy

1693562 - 2025

1693563 - 2925

Hydraulics Group - Auxiliary Lift

REF NO	PART NO.	QTY.	DESCRIPTION
1	1701011SM	3	TIE, Self Locking
2	1960277SM	1	PIN, Yoke
3	1918452SM	3	PIN, Cotter
4	1677214SM	1	ANGLING CYLINDER ASSEMBLY
5	1700394SM	1	PIN, Flat Head, 5/8 x 1-5/8
6	2819171SM	2	TUBE FITTING, Male
7	2173359SM	4	NOSE PIECE ASSEMBLY
8	5045503	2	HOSE ASSEMBLY, 17" Long
9	1719565SM	2	HOSE ASSEMBLY, 50" Long
10	1719586SM	1	HOSE SUPPORT
11	1931277SM	2	NUT, Hex, 5/16-18
12	2819171SM	4	TUBE FITTING, Male
13	1716944SM	1	LIFT CYLINDER ASSEMBLY
14	1722819SM	2	PIN, Clevis
15	2176012SM	2	PIN, Saftey
16	1916951SM	4	NUT, Hex, 1/2-13
17	1916966SM	4	LOCKWASHER, 1/2
18	1717645SM	1	SUPPORT ASSEMBLY, Cylinder
19	1717642ASM	1	CLAMP, Plate
20	1920328SM	2	CAPSCREW, Hex Head, 1/2-13 x 1-1/2
21	1960286SM	2	CAPSCREW, Hex Head, 1/2-13 x 3-1/2
22	1718436SM	4	FITTING, Tube Male
23	2173360SM	4	PLUG, Plastic
24	1718987ASM	1	SUPPORT
25	2173358SM	4	COUPLER ASSEMBLY
26	1923341SM	4	CAPSCREW, Hex Head, 1/4-20 x 3/4
27	1916964SM	6	LOCKWASHER, 1/4
28	1916622SM	6	NUT, Hex 1/4-20
29	2166017SM	4	RETAINING RING
30	1719133SM	2	FITTING, Hose, 45 Degree
31	1718435SM	2	FITTING, Tube Male
32	1719132SM	2	FITTING, Elbow, 90 Degree
33	1717647SM	1	PLUG, Pressure
34	2822523SM	1	FITTING, Elbow, 90 Degree
35	1719224SM	2	LEVER ASSEMBLY
36	1960140SM	4	NUT, PUSH
37	2816001SM	2	PIN
38	1719692SM	1	LINK, L.H.
39	1719218SM	1	LINK, R.H.
40	1675789SM	2	FITTING, Elbow

Footnotes

The above parts group applies to the following Mfg. Nos.:

1693561 - Legacy

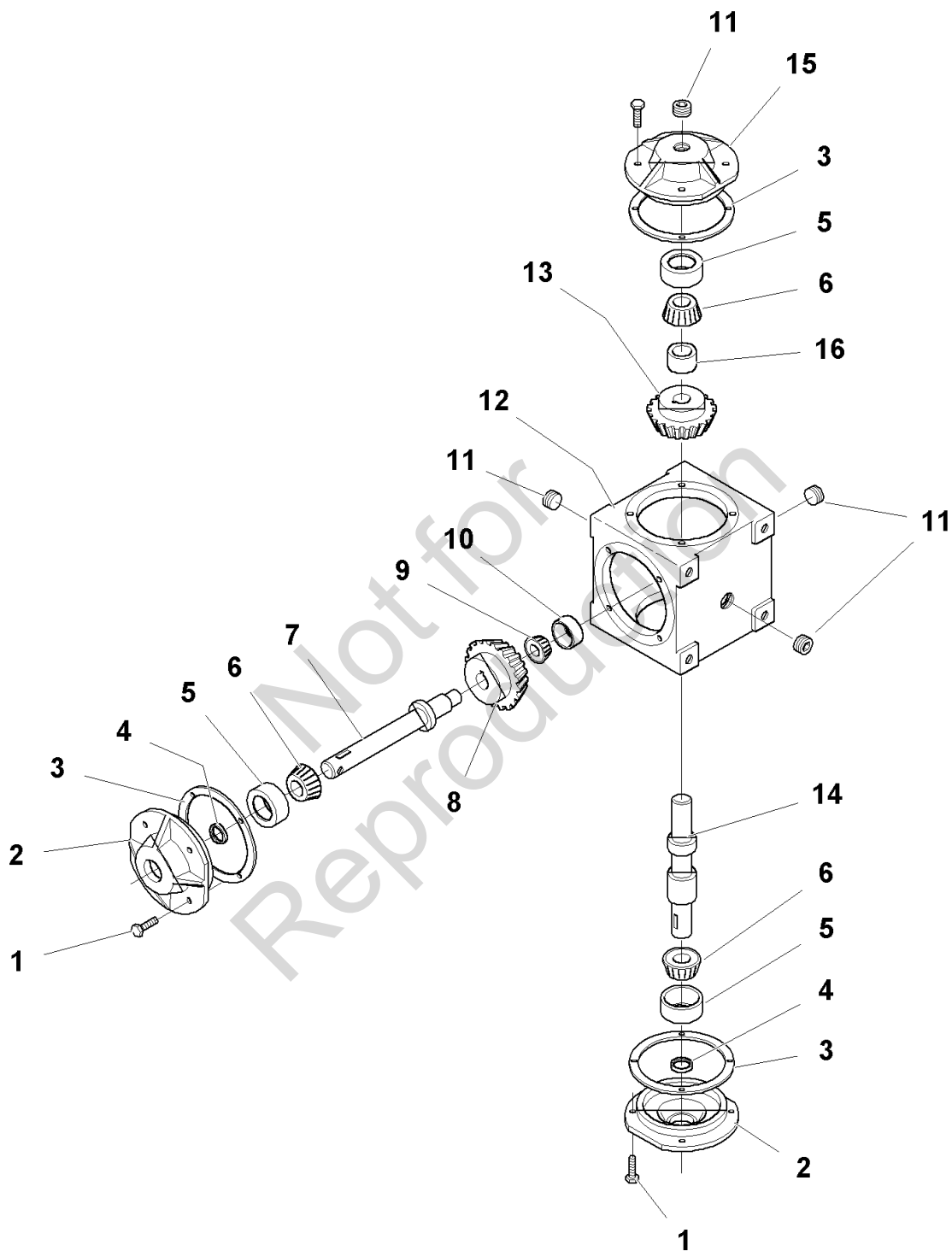
1693562 - 2025

1693563 - 2925

Gearbox - SERVICE PARTS

NOTE: Unless noted otherwise, use the standard hardware torque specification chart.

1717069



The above parts group applies to the following Mfg. Nos.:

- | | |
|---------------------|---------------------|
| 1692860 - 60" Mower | 1694072 - 60" Mower |
| 1692863 - 48" Mower | 1694073 - 60" Mower |
| 1693122 - 48" Mower | 1694138 - 48" Mower |
| 1693123 - 60" Mower | |
| 1693252 - 48" Mower | |
| 1693253 - 60" Mower | |

Gearbox - SERVICE PARTS

REF NO	PART NO.	QTY.	DESCRIPTION
1	1930591SM	12	CAPSCREW, Hex Head, Whizlock, 5/16-18 x 3/4
2	*	2	CAP, Thru
3	1700895SM	A/R	GASKET, 0.015 (Replace with Gasket of Identical Thickness)
3	1700896SM	A/R	GASKET, 0.005 (Replace with Gasket of Identical Thickness)
3	1700897SM	A/R	GASKET, 0.003 (Replace with Gasket of Identical Thickness)
4	2118118SM	2	SEAL, Shaft, 1 x 1-1/2 x 5/16
5	*	3	BEARING RACE, Cup
6	*	3	BEARING, Cone
7	*	1	SHAFT
8	*	1	GEAR
9	*	1	BEARING, Cone
10	*	1	BEARING RACE, Cup
11	1716790SM	4	PLUG, Pipe, Hex Socket Head
12	*	1	HOUSING, Gearbox
13	*	1	GEAR
14	*	1	SHAFT
15	*	1	CAP, Blank
16	*	1	SPACER (Early Models Only)

Not for
Reproduction

Footnotes

Note* If any of these need to be replaced, replace the gear box assembly (order P/N 1717069).

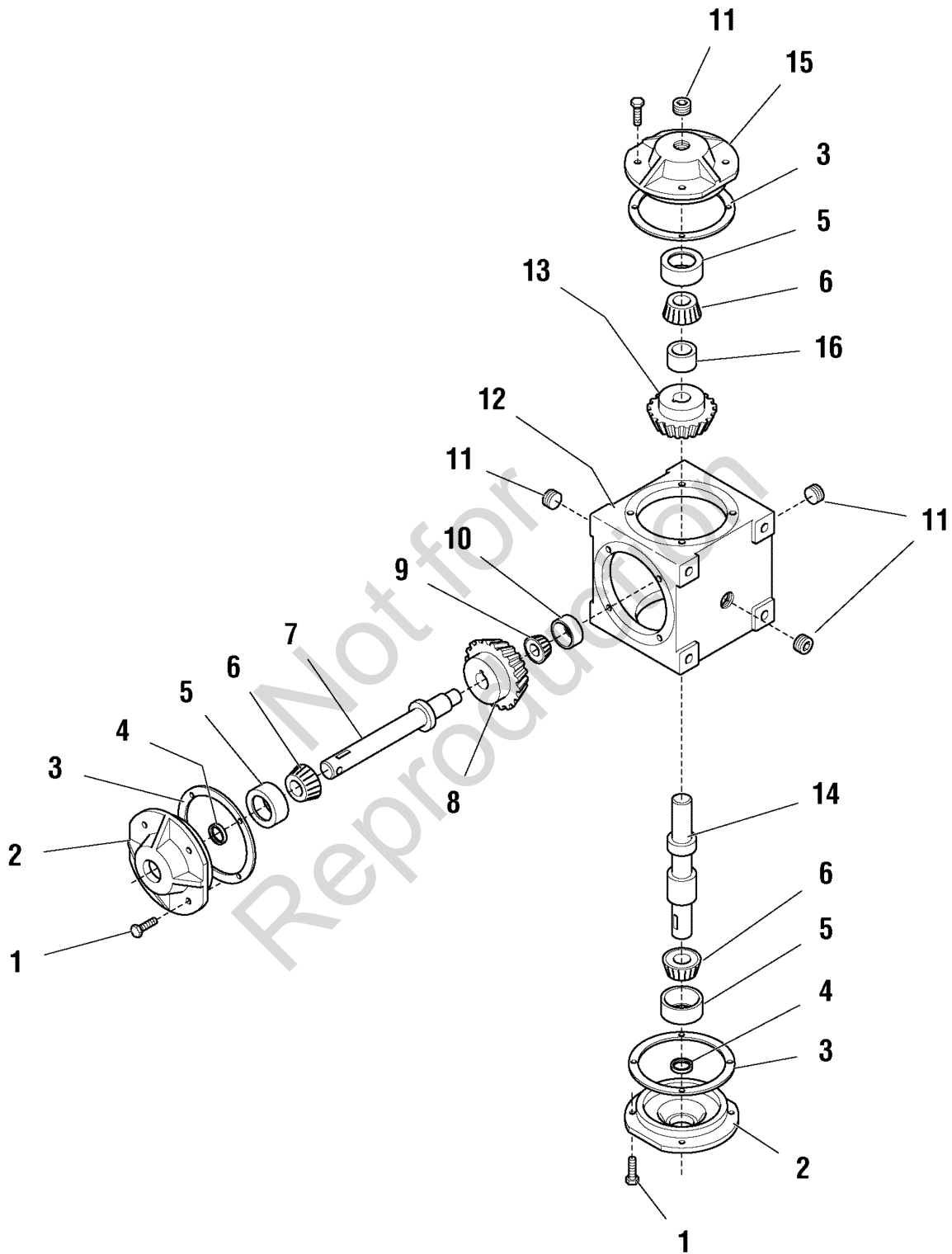
The above parts group applies to the following Mfg. Nos.:

1692860 - 60" Mower	1694072 - 60" Mower
1692863 - 48" Mower	1694073 - 60" Mower
1693122 - 48" Mower	1694138 - 48" Mower
1693123 - 60" Mower	
1693252 - 48" Mower	
1693253 - 60" Mower	

Gearbox - SERVICE PARTS

NOTE: Unless noted otherwise,
use the standard hardware torque
specification chart.

1719794



The above parts group applies to the following Mfg. Nos.:

- 1693630 - 54" Mower
- 1693632 - 54" Mower
- 1693726 - 54" Mower
- 1693728 - 54" Mower
- 1694071 - 54" Mower

Gearbox - SERVICE PARTS

REF NO	PART NO.	QTY.	DESCRIPTION
1	1930591SM	12	CAPSCREW, Hex Head, Whizlock, 5/16-18 x 3/4
2	*	2	CAP, Thru
3	1700895SM	A/R	GASKET, 0.015 (Replace with Gasket of Identical Thickness)
3	1700896SM	A/R	GASKET, 0.005 (Replace with Gasket of Identical Thickness)
3	1700897SM	A/R	GASKET, 0.003 (Replace with Gasket of Identical Thickness)
4	2118118SM	2	SEAL, Shaft, 1 x 1-1/2 x 5/16
5	*	3	BEARING RACE, Cup
6	*	3	BEARING, Cone
7	*	1	SHAFT
8	*	1	GEAR
9	*	1	BEARING, Cone
10	*	1	BEARING RACE, Cup
11	1716790SM	4	PLUG, Pipe, Hex Socket Head
12	*	1	HOUSING, Gearbox
13	*	1	GEAR
14	*	1	SHAFT
15	*	1	CAP, Blank
16	*	1	SPACER (Early Models Only)

Not for
Reproduction

Footnotes

Note* If any of these need to be replaced, replace the gear box assembly (order P/N 1719794).

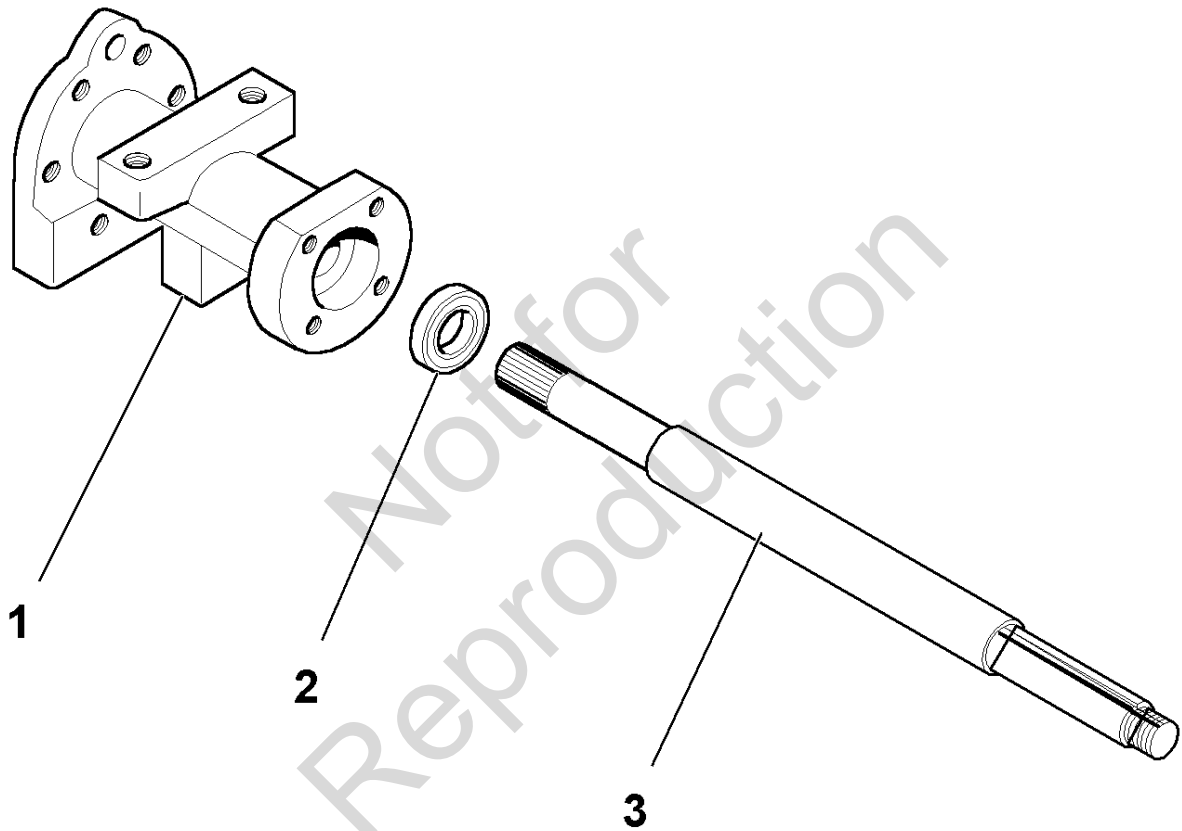
The above parts group applies to the following Mfg. Nos.:

1693630 - 54" Mower
1693632 - 54" Mower
1693726 - 54" Mower
1693728 - 54" Mower
1694071 - 54" Mower

Axle Housing SERVICE PARTS - Peerless Model 2650-007

NOTE: Unless noted otherwise,
use the standard hardware torque
specification chart.

1709736



The above parts group applies to the following Mfg. Nos.:

1692870 - Legacy	1693124 - 2020	1693219 - Legacy	1693563 - 2925
1692871 - Legacy	1693126 - 2025	1693220 - 2920	1693764 - Legacy
1692872 - Legacy	1693128 - 2020LC	1693221 - 2020	1693769 - 2023H
1693114 - Legacy	1693132 - 2920	1693250 - Legacy	1693770 - 2923H
1693116 - Legacy	1693134 - 2925	1693561 - Legacy	1693771 - Legacy
1693118 - Legacy	1693136 - 2920LC	1693562 - 2025	

Axle Housing SERVICE PARTS - Peerless Model 2650-007

REF NO	PART NO.	QTY.	DESCRIPTION
1	782064	1	HOUSING, Axle, 8-3/8" Long Peerless transmission parts must be ordered through your local Tecumseh/Peerless distributor. © Copyright 1998 Tecumseh Products Company. All Rights Reserved. Used with permission.
2	780127	1	BEARING, Ball Peerless transmission parts must be ordered through your local Tecumseh/Peerless distributor. © Copyright 1998 Tecumseh Products Company. All Rights Reserved. Used with permission.
3	774956	1	AXLE, 16-9/16" Long Peerless transmission parts must be ordered through your local Tecumseh/Peerless distributor. © Copyright 1998 Tecumseh Products Company. All Rights Reserved. Used with permission.

Not for
Reproduction

Footnotes

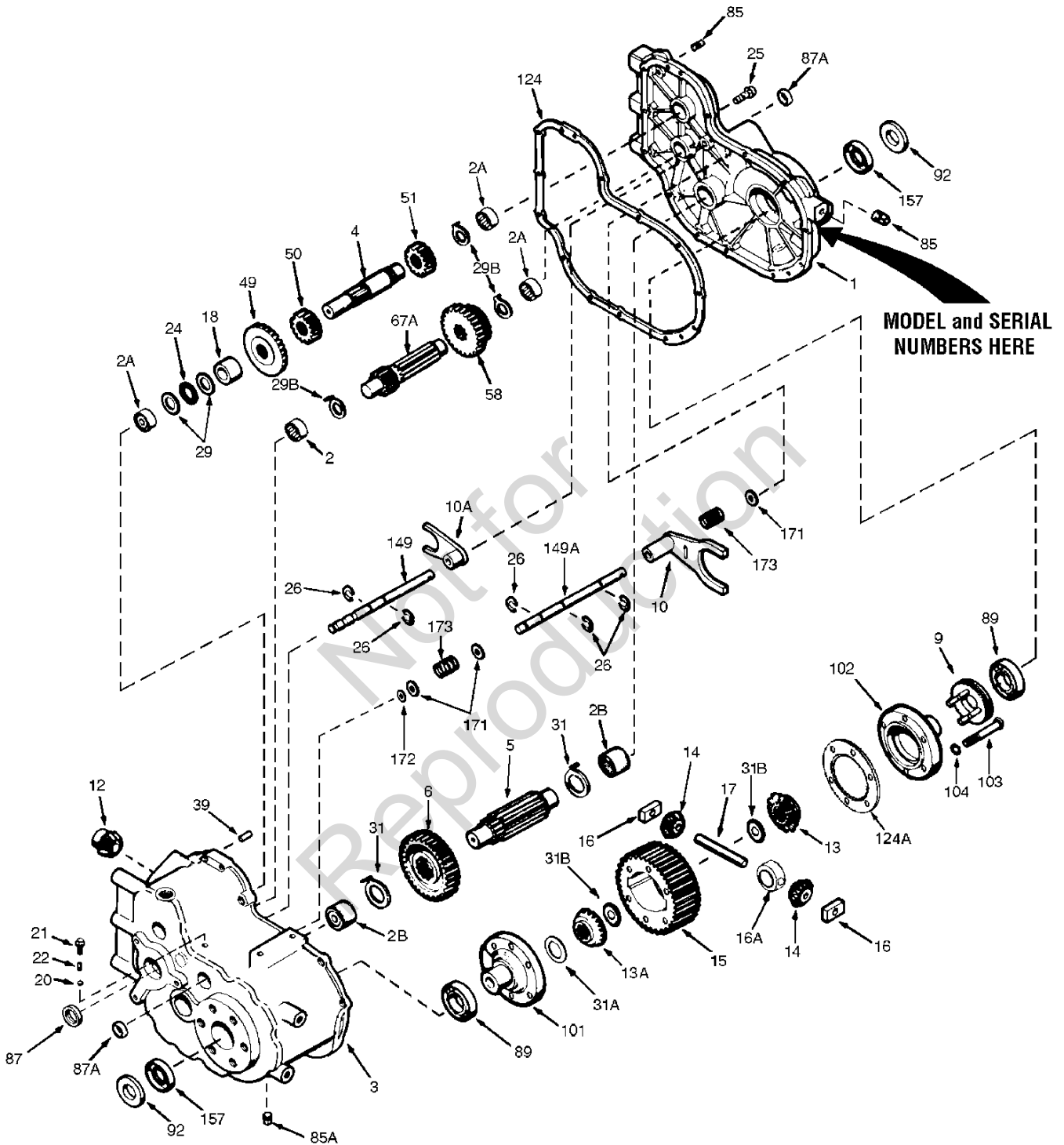
The above parts group applies to the following Mfg. Nos.:

1692870 - Legacy	1693124 - 2020	1693219 - Legacy	1693563 - 2925
1692871 - Legacy	1693126 - 2025	1693220 - 2920	1693764 - Legacy
1692872 - Legacy	1693128 - 2020LC	1693221 - 2020	1693769 - 2023H
1693114 - Legacy	1693132 - 2920	1693250 - Legacy	1693770 - 2923H
1693116 - Legacy	1693134 - 2925	1693561 - Legacy	1693771 - Legacy
1693118 - Legacy	1693136 - 2920LC	1693562 - 2025	

Transaxle SERVICE PARTS - Peerless Model 2600-025

1715820

NOTE: Unless noted otherwise,
use the standard hardware torque
specification chart.



The above parts group applies to the following Mfg. Nos.:

1692870 - Legacy	1693124 - 2020	1693219 - Legacy	1693563 - 2925
1692871 - Legacy	1693126 - 2025	1693220 - 2920	1693764 - Legacy
1692872 - Legacy	1693128 - 2020LC	1693221 - 2020	1693769 - 2023H
1693114 - Legacy	1693132 - 2920	1693250 - Legacy	1693770 - 2923H
1693116 - Legacy	1693134 - 2925	1693561 - Legacy	1693771 - Legacy
1693118 - Legacy	1693136 - 2920LC	1693562 - 2025	

Transaxle SERVICE PARTS - Peerless Model 2600-025

REF NO	PART NO.	QTY.	DESCRIPTION
1	772086	1	Transaxle Cover (Includes Ref. Nos. 2A & 2B) Peerless transmission parts must be ordered through your local Tecumseh/Peerless distributor. © Copyright 1998 Tecumseh Products Company. All Rights Reserved. Used with permission.
2	780097	1	Needle Bearing 1 ID Peerless transmission parts must be ordered through your local Tecumseh/Peerless distributor. © Copyright 1998 Tecumseh Products Company. All Rights Reserved. Used with permission.
2A	780100	3	Needle Bearing Peerless transmission parts must be ordered through your local Tecumseh/Peerless distributor. © Copyright 1998 Tecumseh Products Company. All Rights Reserved. Used with permission.
2B	780099	2	Needle Bearing Peerless transmission parts must be ordered through your local Tecumseh/Peerless distributor. © Copyright 1998 Tecumseh Products Company. All Rights Reserved. Used with permission.
3	770130	1	Transaxle Case (Includes Ref. Nos. 2, 2A & 2B) Peerless transmission parts must be ordered through your local Tecumseh/Peerless distributor. © Copyright 1998 Tecumseh Products Company. All Rights Reserved. Used with permission.
4	776209A	1	Countershaft Peerless transmission parts must be ordered through your local Tecumseh/Peerless distributor. © Copyright 1998 Tecumseh Products Company. All Rights Reserved. Used with permission.
5	776120A	1	Output Pinion Peerless transmission parts must be ordered through your local Tecumseh/Peerless distributor. © Copyright 1998 Tecumseh Products Company. All Rights Reserved. Used with permission.
6	778098	1	Output Gear (37 teeth) Peerless transmission parts must be ordered through your local Tecumseh/Peerless distributor. © Copyright 1998 Tecumseh Products Company. All Rights Reserved. Used with permission.
9	784325A	1	SHIFT COLLAR ASSEMBLY Peerless transmission parts must be ordered through your local Tecumseh/Peerless distributor. © Copyright 1998 Tecumseh Products Company. All Rights Reserved. Used with permission.
10	784328	1	Shift Fork (Diff-Lock) Peerless transmission parts must be ordered through your local Tecumseh/Peerless distributor. © Copyright 1998 Tecumseh Products Company. All Rights Reserved. Used with permission.
10A	784195	1	Shift Fork Peerless transmission parts must be ordered through your local Tecumseh/Peerless distributor. © Copyright 1998 Tecumseh Products Company. All Rights Reserved. Used with permission.
12	778155	1	Bevel Pinion(13 teeth-steel)(Ship Loose Part) Peerless transmission parts must be ordered through your local Tecumseh/Peerless distributor. © Copyright 1998 Tecumseh Products Company. All Rights Reserved. Used with permission.
13	778159	1	Bevel Gear (16 teeth-steel) Peerless transmission parts must be ordered through your local Tecumseh/Peerless distributor. © Copyright 1998 Tecumseh Products Company. All Rights Reserved. Used with permission.
13A	778158	1	Bevel Gear (16 teeth-steel) Peerless transmission parts must be ordered through your local Tecumseh/Peerless distributor. © Copyright 1998 Tecumseh Products Company. All Rights Reserved. Used with permission.
14	778157	2	Bevel Pinion (10 teeth-steel) Peerless transmission parts must be ordered through your local Tecumseh/Peerless distributor. © Copyright 1998 Tecumseh Products Company. All Rights Reserved. Used with permission.
15	778156	1	Ring Gear Peerless transmission parts must be ordered through your local Tecumseh/Peerless distributor. © Copyright 1998 Tecumseh Products Company. All Rights Reserved. Used with permission.

Footnotes

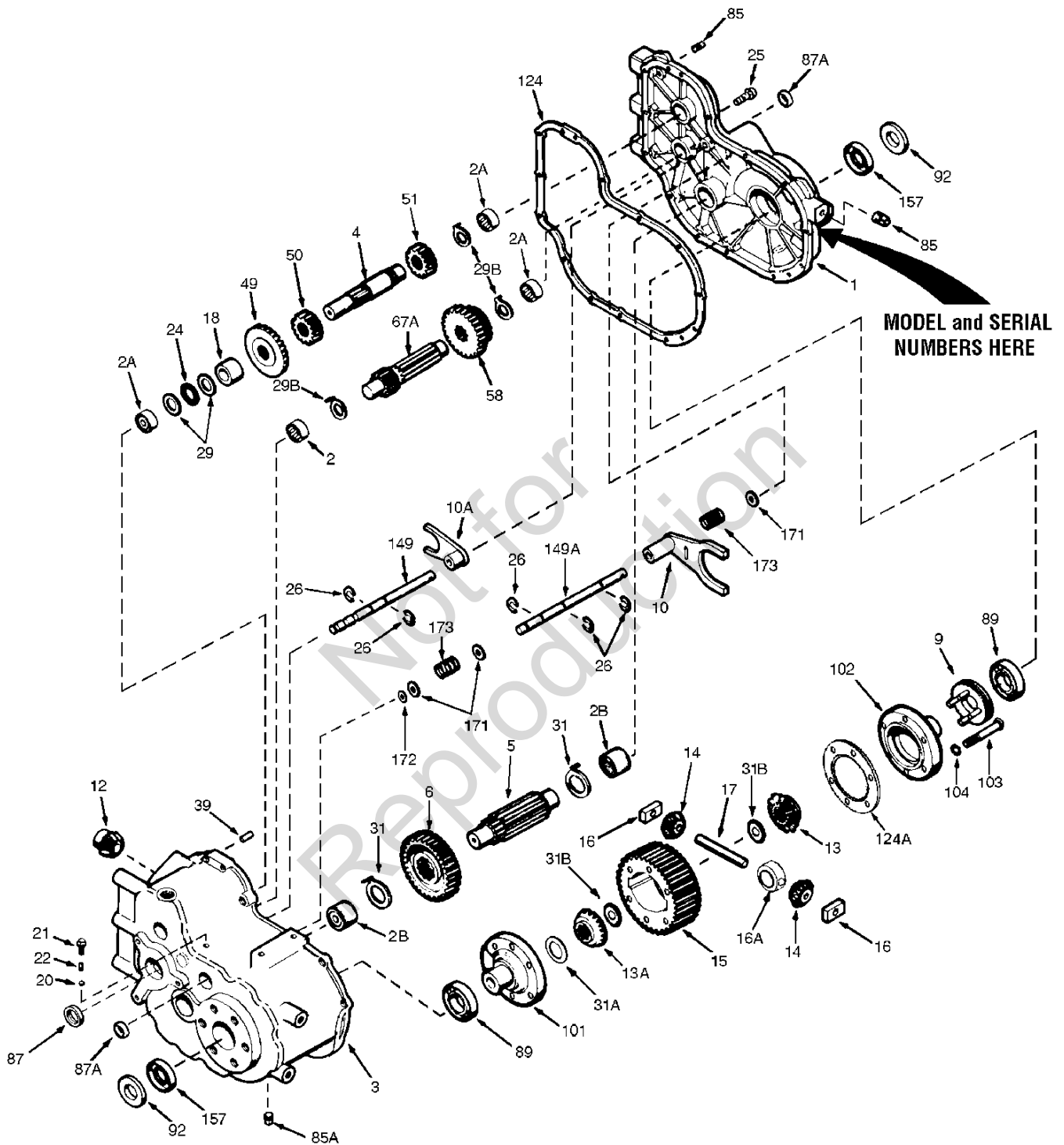
The above parts group applies to the following Mfg. Nos.:

1692870 - Legacy	1693124 - 2020	1693219 - Legacy	1693563 - 2925
1692871 - Legacy	1693126 - 2025	1693220 - 2920	1693764 - Legacy
1692872 - Legacy	1693128 - 2020LC	1693221 - 2020	1693769 - 2023H
1693114 - Legacy	1693132 - 2920	1693250 - Legacy	1693770 - 2923H
1693116 - Legacy	1693134 - 2925	1693561 - Legacy	1693771 - Legacy
1693118 - Legacy	1693136 - 2920LC	1693562 - 2025	

Transaxle SERVICE PARTS - Peerless Model 2600-025

1715820

NOTE: Unless noted otherwise,
use the standard hardware torque
specification chart.



The above parts group applies to the following Mfg. Nos.:

1692870 - Legacy	1693124 - 2020	1693219 - Legacy	1693563 - 2925
1692871 - Legacy	1693126 - 2025	1693220 - 2920	1693764 - Legacy
1692872 - Legacy	1693128 - 2020LC	1693221 - 2020	1693769 - 2023H
1693114 - Legacy	1693132 - 2920	1693250 - Legacy	1693770 - 2923H
1693116 - Legacy	1693134 - 2925	1693561 - Legacy	1693771 - Legacy
1693118 - Legacy	1693136 - 2920LC	1693562 - 2025	

Transaxle SERVICE PARTS - Peerless Model 2600-025

REF NO	PART NO.	QTY.	DESCRIPTION
87	788008	1	Oil Seal 1 Peerless transmission parts must be ordered through your local Tecumseh/Peerless distributor. © Copyright 1998 Tecumseh Products Company. All Rights Reserved. Used with permission.
89	780125	2	Ball Bearing Peerless transmission parts must be ordered through your local Tecumseh/Peerless distributor. © Copyright 1998 Tecumseh Products Company. All Rights Reserved. Used with permission.
92	786097	2	Spacer (Ship Loose Part) Peerless transmission parts must be ordered through your local Tecumseh/Peerless distributor. © Copyright 1998 Tecumseh Products Company. All Rights Reserved. Used with permission.
101	774486A	1	Differential Carrier (Includes Ref. No 31A) Peerless transmission parts must be ordered through your local Tecumseh/Peerless distributor. © Copyright 1998 Tecumseh Products Company. All Rights Reserved. Used with permission.
102	774487	1	Differential Carrier Peerless transmission parts must be ordered through your local Tecumseh/Peerless distributor. © Copyright 1998 Tecumseh Products Company. All Rights Reserved. Used with permission.
103	792101	6	CAPSCREW, 3/8-16 x 2-3/4 Peerless transmission parts must be ordered through your local Tecumseh/Peerless distributor. © Copyright 1998 Tecumseh Products Company. All Rights Reserved. Used with permission.
104	792011	6	Lockwasher, 3/8 Peerless transmission parts must be ordered through your local Tecumseh/Peerless distributor. © Copyright 1998 Tecumseh Products Company. All Rights Reserved. Used with permission.
124	788058B	1	Gasket Peerless transmission parts must be ordered through your local Tecumseh/Peerless distributor. © Copyright 1998 Tecumseh Products Company. All Rights Reserved. Used with permission.
124A	780190	1	Shim Peerless transmission parts must be ordered through your local Tecumseh/Peerless distributor. © Copyright 1998 Tecumseh Products Company. All Rights Reserved. Used with permission.
149	784326A	1	Shift Rod (High-Low) Peerless transmission parts must be ordered through your local Tecumseh/Peerless distributor. © Copyright 1998 Tecumseh Products Company. All Rights Reserved. Used with permission.
149A	784331A	1	Shift Rod (Diff-Lock) Peerless transmission parts must be ordered through your local Tecumseh/Peerless distributor. © Copyright 1998 Tecumseh Products Company. All Rights Reserved. Used with permission.
157	788049	2	Oil Seal 1-1/8 Peerless transmission parts must be ordered through your local Tecumseh/Peerless distributor. © Copyright 1998 Tecumseh Products Company. All Rights Reserved. Used with permission.
171	780070	3	Thrust Washer .502 ID Peerless transmission parts must be ordered through your local Tecumseh/Peerless distributor. © Copyright 1998 Tecumseh Products Company. All Rights Reserved. Used with permission.
172	792099	1	Retaining Ring Peerless transmission parts must be ordered through your local Tecumseh/Peerless distributor. © Copyright 1998 Tecumseh Products Company. All Rights Reserved. Used with permission.
173	792102	2	Spring (Diff-Lock) Peerless transmission parts must be ordered through your local Tecumseh/Peerless distributor. © Copyright 1998 Tecumseh Products Company. All Rights Reserved. Used with permission.

Footnotes

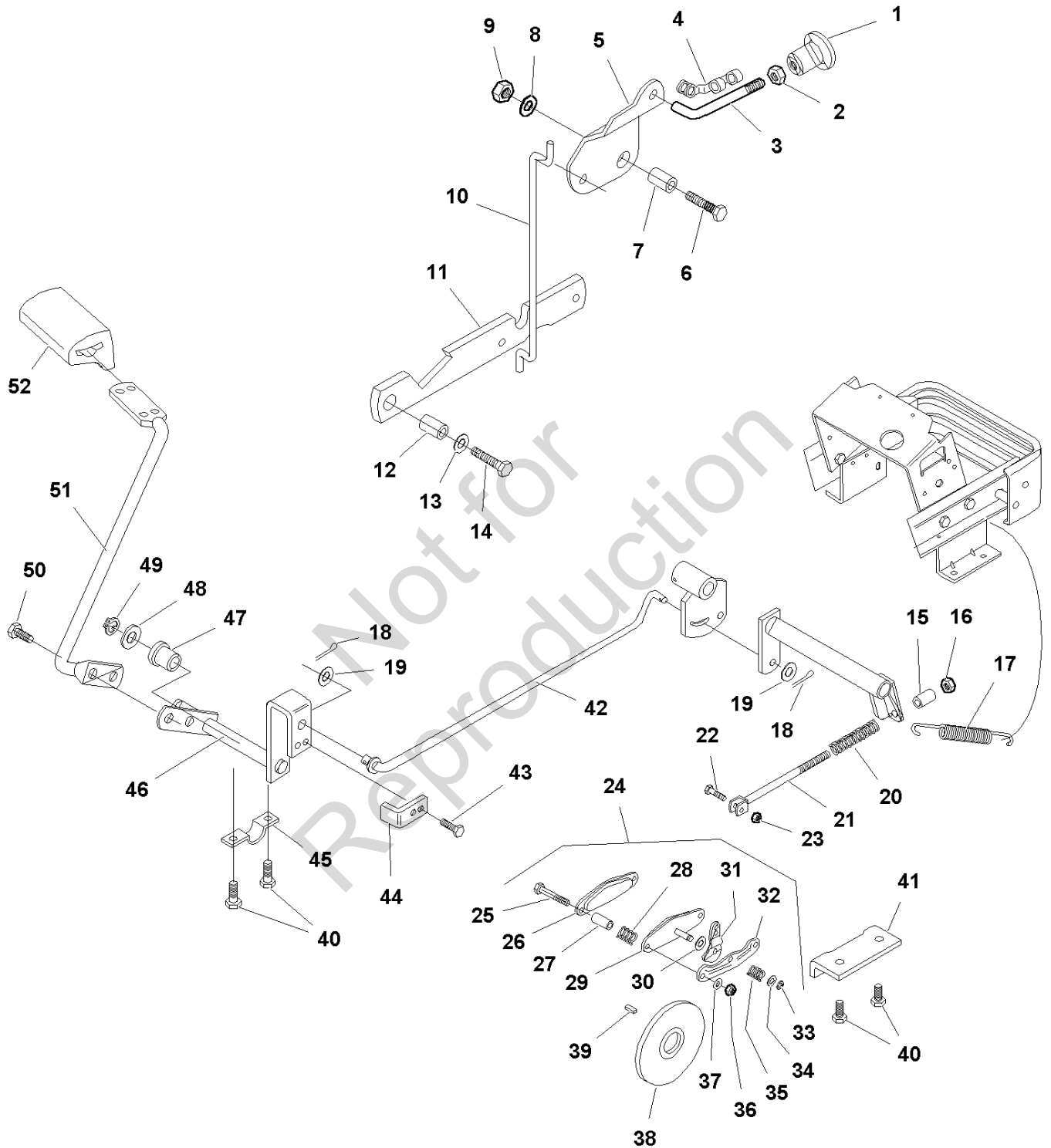
The above parts group applies to the following Mfg. Nos.:

1692870 - Legacy	1693124 - 2020	1693219 - Legacy	1693563 - 2925
1692871 - Legacy	1693126 - 2025	1693220 - 2920	1693764 - Legacy
1692872 - Legacy	1693128 - 2020LC	1693221 - 2020	1693769 - 2023H
1693114 - Legacy	1693132 - 2920	1693250 - Legacy	1693770 - 2923H
1693116 - Legacy	1693134 - 2925	1693561 - Legacy	1693771 - Legacy
1693118 - Legacy	1693136 - 2920LC	1693562 - 2025	

Brake Control & Parking Brake Group

NOTE: Unless noted otherwise,
use the standard hardware torque
specification chart.

P985107



The above parts group applies to the following Mfg. Nos.:

1692870 - Legacy	1693124 - 2020	1693219 - Legacy	1693563 - 2925
1692871 - Legacy	1693126 - 2025	1693220 - 2920	1693764 - Legacy
1692872 - Legacy	1693128 - 2020LC	1693221 - 2020	1693769 - 2023H
1693114 - Legacy	1693132 - 2920	1693250 - Legacy	1693770 - 2923H
1693116 - Legacy	1693134 - 2925	1693561 - Legacy	1693771 - Legacy
1693118 - Legacy	1693136 - 2920LC	1693562 - 2025	

Brake Control & Parking Brake Group

REF NO	PART NO.	QTY.	DESCRIPTION
1	1725277SM	1	KNOB, Parking Brake
2	1960591SM	1	NUT, Hex #10-24
3	1717004SM	1	ROD, Park Brake
4	1717024SM	1	CLIP, Rod
5	1717006SM	1	BRACKET, Park Brake Pivot
6	1931317SM	1	CARRIAGE BOLT, 1/4-20 x 3/4
7	1960234SM	1	SPACER, 9/32x 1/2 x 5/16
8	1921319SM	1	WASHER, 1/4
9	1923358SM	1	NUT, Hex, Center Lock, 1/4-20
10	1717005SM	1	ROD, Park Brake
11	1715846SM	1	BRACKET, Park Brake
12	1716360SM	1	SPACER, .325 x 3/4 x .63
13	1919381SM	2	WASHER, 5/16
14	1931202SM	1	CAPSCREW, Taptite, 5/16-18 x 1-1/4
15	1656397SM	1	SPACER
16	1919439SM	1	NUT, Hex, Nylon 3/8-16
17	1704442SM	1	SPRING, Extension
18	1918451SM	3	PIN, Cotter, 1/8 x 3/4
19	1924940SM	3	WASHER, Plain, 3/8
20	1656632SM	1	SPRING, Compression
21	1716297SM	1	ROD ASSEMBLY, Brake
22	1921960SM	1	CAPSCREW, Hex, 1/4-20 x 1
23	1920397SM	2	NUT, Hex, Nylon, 1/4-20
24	1716192SM	1	CALIPER ASSEMBLY, Brake (Includes Ref. Nos. 25 - 37)
25	1921963SM	2	CAPSCREW, Hex Head, 1/4-20 x 2
26	1718703SM	1	PAD, Brake, Outer
27	1718704SM	2	SPACER
28	1718705SM	2	SPRING, Compression
29	1718706SM	1	PAD, Brake, Inner
30	1718707SM	1	WASHER
31	1718708SM	1	BRACKET
32	1718709SM	1	BRACKET, Mounting
33	1718710SM	1	KLIP RING
34	1718711SM	1	WASHER
35	1718712SM	1	SPRING, Compression
36	1916622SM	2	NUT, Hex, 1/4-20
37	1916964SM	2	LOCKWASHER, 1/4
38	1716193SM	1	BRAKE, Disc
39	2805123SM	1	KEY, Woodruff, 3/16 x 3/4 #9
40	1664847SM	4	CAPSCREW, Hex Head, Taptite, 5/16-18 x 3/4

Footnotes

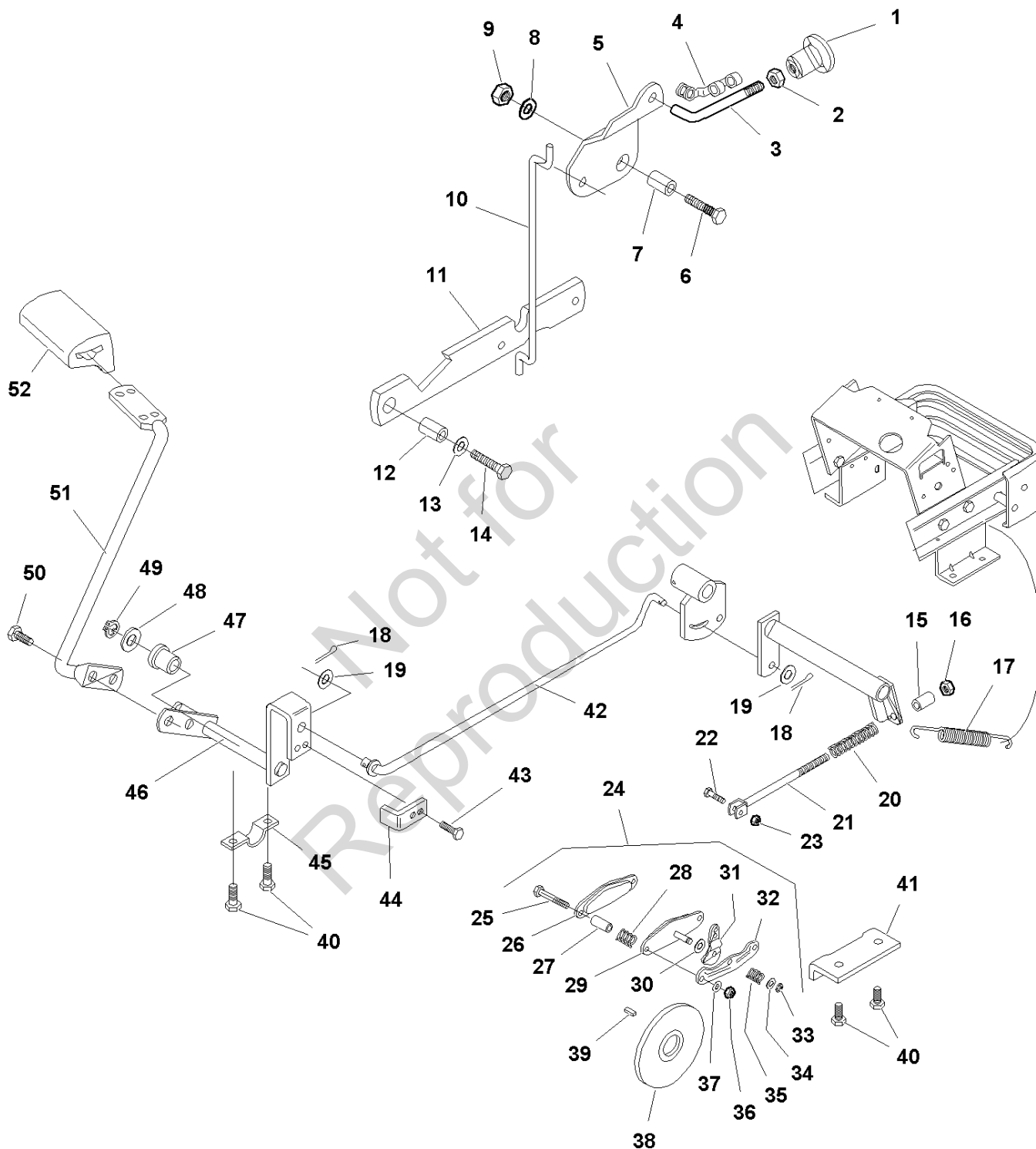
The above parts group applies to the following Mfg. Nos.:

1692870 - Legacy	1693124 - 2020	1693219 - Legacy	1693563 - 2925
1692871 - Legacy	1693126 - 2025	1693220 - 2920	1693764 - Legacy
1692872 - Legacy	1693128 - 2020LC	1693221 - 2020	1693769 - 2023H
1693114 - Legacy	1693132 - 2920	1693250 - Legacy	1693770 - 2923H
1693116 - Legacy	1693134 - 2925	1693561 - Legacy	1693771 - Legacy
1693118 - Legacy	1693136 - 2920LC	1693562 - 2025	

Brake Control & Parking Brake Group

NOTE: Unless noted otherwise,
use the standard hardware torque
specification chart.

P985107



The above parts group applies to the following Mfg. Nos.:

1692870 - Legacy	1693124 - 2020	1693219 - Legacy	1693563 - 2925
1692871 - Legacy	1693126 - 2025	1693220 - 2920	1693764 - Legacy
1692872 - Legacy	1693128 - 2020LC	1693221 - 2020	1693769 - 2023H
1693114 - Legacy	1693132 - 2920	1693250 - Legacy	1693770 - 2923H
1693116 - Legacy	1693134 - 2925	1693561 - Legacy	1693771 - Legacy
1693118 - Legacy	1693136 - 2920LC	1693562 - 2025	

Brake Control & Parking Brake Group

REF NO	PART NO.	QTY.	DESCRIPTION
41	1715860SM	1	BRACKET, Caliper Mtg.
42	1716190SM	1	ROD, Brake
43	1675044SM	2	RIVET, Pop, 3/16 x 7/16 lg
44	1716318SM	1	ACTUATOR, Switch
45	1663942	1	STRAP
46	1715861SM	1	BRAKE ARM ASSEMBLY
47	2176440SM	1	BUSHING
48	1960114SM	2	WASHER, 3/4
49	2827794SM	1	KLIP RING, 3/4
50	1927187SM	2	CASPCREW, Taptite, 3/8-16 x 1
51	1716327SM	1	LEVER, Brake
52	1716188SM	1	PAD, Brake Pedal

Not for
Reproduction

Footnotes

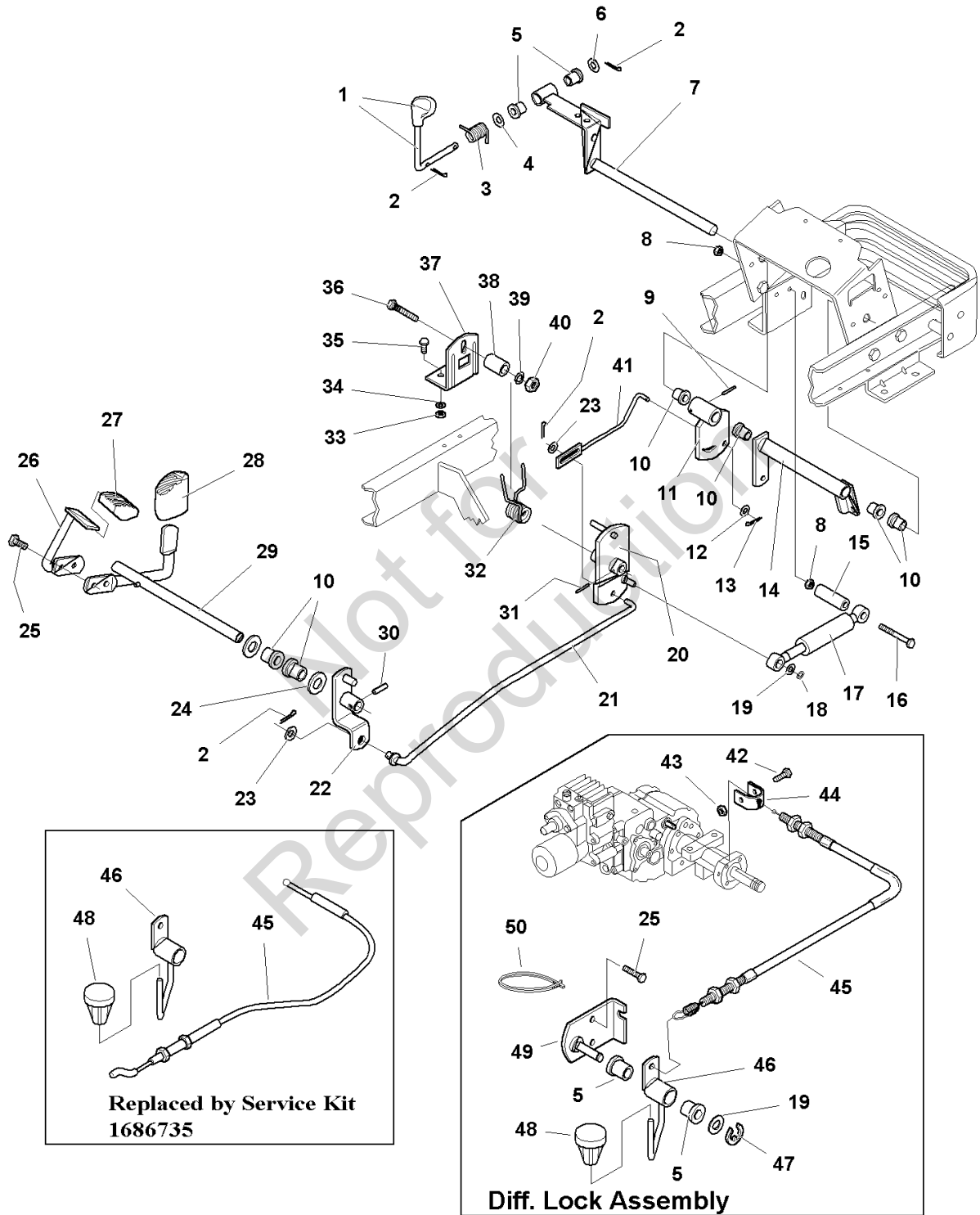
The above parts group applies to the following Mfg. Nos.:

1692870 - Legacy	1693124 - 2020	1693219 - Legacy	1693563 - 2925
1692871 - Legacy	1693126 - 2025	1693220 - 2920	1693764 - Legacy
1692872 - Legacy	1693128 - 2020LC	1693221 - 2020	1693769 - 2023H
1693114 - Legacy	1693132 - 2920	1693250 - Legacy	1693770 - 2923H
1693116 - Legacy	1693134 - 2925	1693561 - Legacy	1693771 - Legacy
1693118 - Legacy	1693136 - 2920LC	1693562 - 2025	

Foot Control, Cruise & Differential Lock Group

985107

NOTE: Unless noted otherwise, use the standard hardware torque specification chart.



The above parts group applies to the following Mfg. Nos.:

1692870 - Legacy	1693124 - 2020	1693219 - Legacy	1693563 - 2925
1692871 - Legacy	1693126 - 2025	1693220 - 2920	1693764 - Legacy
1692872 - Legacy	1693128 - 2020LC	1693221 - 2020	1693769 - 2023H
1693114 - Legacy	1693132 - 2920	1693250 - Legacy	1693770 - 2923H
1693116 - Legacy	1693134 - 2925	1693561 - Legacy	1693771 - Legacy
1693118 - Legacy	1693136 - 2920LC	1693562 - 2025	

Foot Control, Cruise & Differential Lock Group

REF NO	PART NO.	QTY.	DESCRIPTION
1	1715896SM	1	KNOB, Cruise Control
2	1918447SM	4	PIN, Cotter, 3/32 x 3/4
3	1709236SM	1	SPRING, Torsion
4	1924361SM	3	WASHER, 1/2 x 1-1/4
5	1715025SM	4	BUSHING, Nylon
6	1960206SM	1	WASHER
7	1715942SM	1	HANDLE ASSEMBLY, Cruise
8	1935041SM	2	NUT, Hex, Whizlock, 7/16-14
9	2816937SM	1	PIN, Roll, 1/4 x 1-1/4
10	2176440SM	6	BUSHING
11	1715829SM	1	CONTROL ARM ASSEMBLY, Cruise
12	1924940SM	1	WASHER, Plain, 3/8
13	1918451SM	1	PIN, Cotter, 1/8 x 3/4
14	1715947SM	1	CROSS SHAFT ASSEMBLY, Brake
15	1717595SM	1	SPACER, Shock Absorber
16	1960572SM	1	CAPSCREW, Hex Head, 7/16-14 x 4
17	1714856SM	1	SHOCK ABSORBER
18	2832724SM	1	E-CLIP
19	1960027SM	2	WASHER, 1/2
20	1716462SM	1	LEVER ASSEMBLY, Control
21	1715841SM	1	ROD, Pedal to Lever
22	1715826SM	1	CONTROL ARM ASSEMBLY
23	1924940SM	2	WASHER, Plain, 7/8
24	1960114SM	A/R	WASHER, 3/4
25	1664847SM	4	CAPSCREW, Taptite, 5/16-18 x 3/4
26	1715859SM	1	PEDAL, Foot, Hydro
27	1715834SM	1	PAD, Pedal (Forward)
28	1715835SM	1	PAD, Pedal (Reverse)
29	1715831SM	1	FOOT PEDAL ASSEMBLY
30	2816937SM	1	PIN, Roll, 1/4 x 1-1/4
31	1960587SM	1	PIN, Roll, 1/4 x 1-3/4
32	1716500SM	1	SPRING, Torsion
33	1917372SM	2	NUT, Hex, Full, 5/16-18
34	1917356SM	2	LOCKWASHER, 5/16
35	1931333SM	2	CARRIAGE BOLT, 5/16-18 x 3/4
36	1931355SM	1	CARRIAGE BOLT, 3/8-16 x 2-1/4
37	1716943SM	1	PLATE, Pedal Stop
38	1717023SM	1	TUBE, Neutral
39	1916965SM	1	LOCKWASHER, 3/8
40	1917421SM	1	NUT, Hex, Jam, 3/8-16

Footnotes

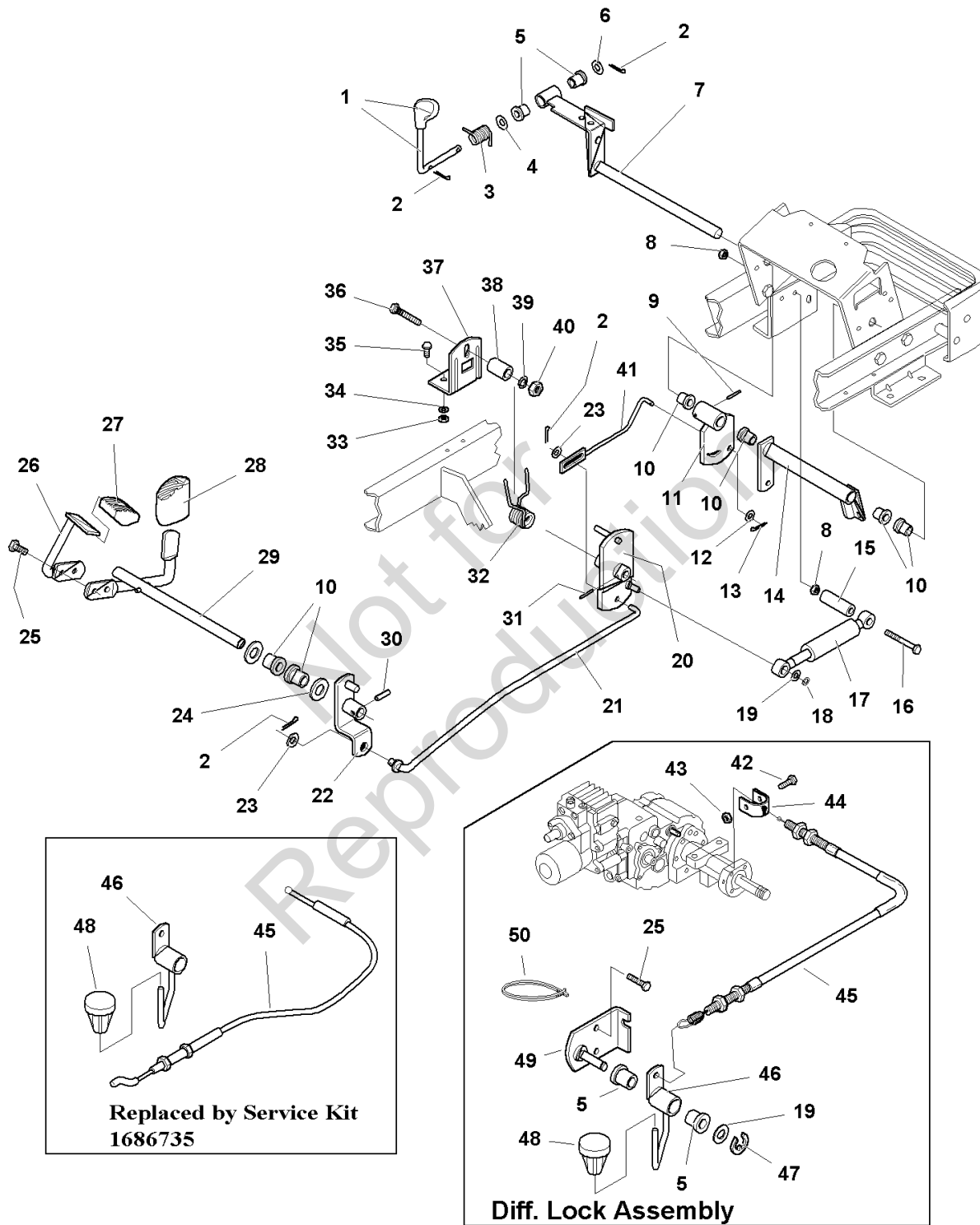
The above parts group applies to the following Mfg. Nos.:

1692870 - Legacy	1693124 - 2020	1693219 - Legacy	1693563 - 2925
1692871 - Legacy	1693126 - 2025	1693220 - 2920	1693764 - Legacy
1692872 - Legacy	1693128 - 2020LC	1693221 - 2020	1693769 - 2023H
1693114 - Legacy	1693132 - 2920	1693250 - Legacy	1693770 - 2923H
1693116 - Legacy	1693134 - 2925	1693561 - Legacy	1693771 - Legacy
1693118 - Legacy	1693136 - 2920LC	1693562 - 2025	

Foot Control, Cruise & Differential Lock Group

985107

NOTE: Unless noted otherwise, use the standard hardware torque specification chart.



The above parts group applies to the following Mfg. Nos.:

1692870 - Legacy	1693124 - 2020	1693219 - Legacy	1693563 - 2925
1692871 - Legacy	1693126 - 2025	1693220 - 2920	1693764 - Legacy
1692872 - Legacy	1693128 - 2020LC	1693221 - 2020	1693769 - 2023H
1693114 - Legacy	1693132 - 2920	1693250 - Legacy	1693770 - 2923H
1693116 - Legacy	1693134 - 2925	1693561 - Legacy	1693771 - Legacy
1693118 - Legacy	1693136 - 2920LC	1693562 - 2025	

Foot Control, Cruise & Differential Lock Group

REF NO	PART NO.	QTY.	DESCRIPTION
41	1715842SM	1	ROD, Cruise (To Lever Assembly)
42	1921961SM	1	CAPSCREW, 1/4-20 x 3/4
43	1920397SM	1	NUT, Hex Nylon Lock, 1/4-20
44	1716287SM	1	CLEVIS
45	1716282*	1	CABLE, Diff Lock
45	1718424SM	1	CABLE, Diff Lock
46	1718423SM	1	ARM ASSEMBLY, Diff Lock
46	1718423*	1	ARM ASSEMBLY, Diff Lock
47	1703805SM	1	E-CLIP, Retaining Ring
48	1716289SM	1	BUTTON, Diff Lock
48	1716289*	1	BUTTON, Diff Lock
49	1716448SM	1	PIVOT ASSEMBLY, Diff Lock
50	1701011SM	1	WireTie

Not for
Reproduction

Footnotes

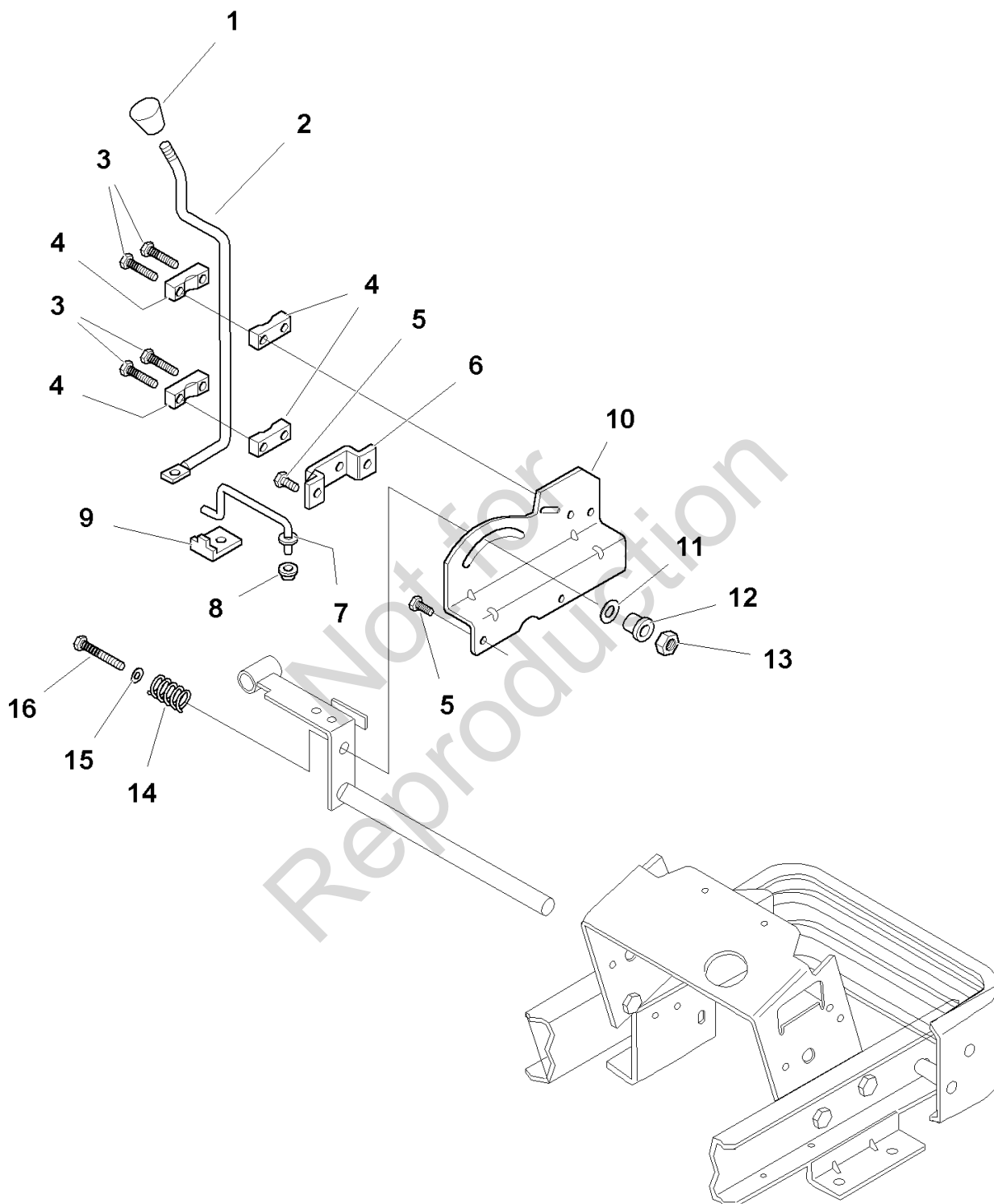
The above parts group applies to the following Mfg. Nos.:

1692870 - Legacy	1693124 - 2020	1693219 - Legacy	1693563 - 2925
1692871 - Legacy	1693126 - 2025	1693220 - 2920	1693764 - Legacy
1692872 - Legacy	1693128 - 2020LC	1693221 - 2020	1693769 - 2023H
1693114 - Legacy	1693132 - 2920	1693250 - Legacy	1693770 - 2923H
1693116 - Legacy	1693134 - 2925	1693561 - Legacy	1693771 - Legacy
1693118 - Legacy	1693136 - 2920LC	1693562 - 2025	

Two Speed Control Group

NOTE: Unless noted otherwise,
use the standard hardware torque
specification chart.

H985107



The above parts group applies to the following Mfg. Nos.:

1692870 - Legacy	1693124 - 2020	1693219 - Legacy	1693563 - 2925
1692871 - Legacy	1693126 - 2025	1693220 - 2920	1693764 - Legacy
1692872 - Legacy	1693128 - 2020LC	1693221 - 2020	1693769 - 2023H
1693114 - Legacy	1693132 - 2920	1693250 - Legacy	1693770 - 2923H
1693116 - Legacy	1693134 - 2925	1693561 - Legacy	1693771 - Legacy
1693118 - Legacy	1693136 - 2920LC	1693562 - 2025	

Two Speed Control Group

REF NO	PART NO.	QTY.	DESCRIPTION
1	1713843SM	1	KNOB, Soft
2	1715823SM	1	ROD, Two Speed
3	1930600SM	4	CAPSCREW, Taptite, 5/16-18 x 1-1/2
4	1674631SM	4	BEARING HALF, Nylon
5	1664847SM	4	CAPSCREW, Taptite, 5/16-18 x 3/4
6	1716994ASM	1	BRACKET, Two Speed
7	1716470SM	1	ROD, Two Speed, Lower
8	1960518SM	1	PUSH NUT
9	1716291SM	1	QUADRANT, Two Speed
10	1716472SM	1	BRACKET, Slotted (Cruise & Two Speed)
11	1924361SM	3	WASHER, 1/2 x 1-1/4
12	1709043SM	1	SPACER
13	1919438SM	1	NUT, Hex, Nylon, 5/16-18
14	1677746SM	1	SPRING, Compression
15	1919381SM	2	WASHER, 5/16
16	1921719SM	1	CAPSCREW, Hex Head, 5/16-18 x 2-1/2

Not for
Reproduction

Footnotes

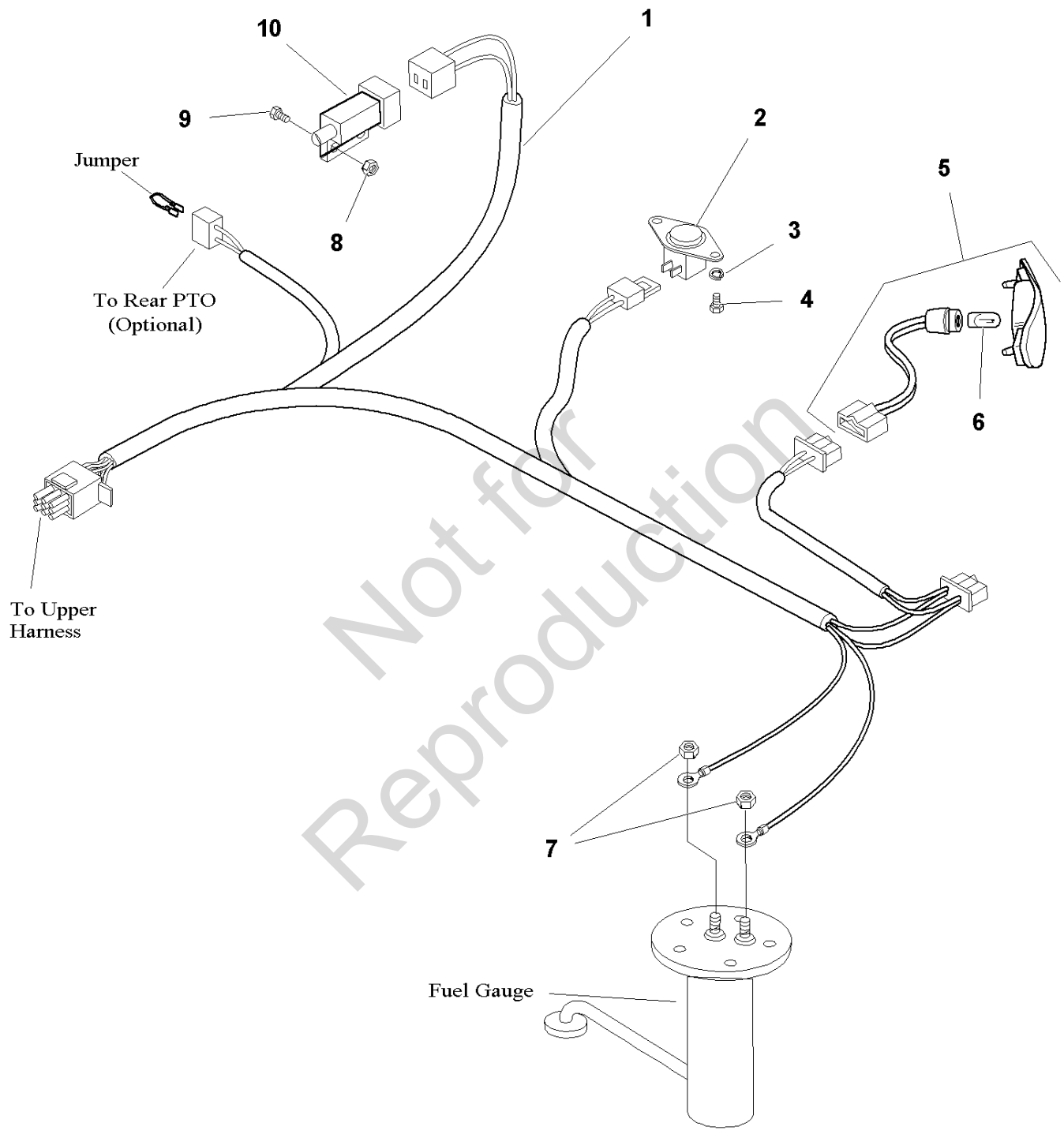
The above parts group applies to the following Mfg. Nos.:

1692870 - Legacy	1693124 - 2020	1693219 - Legacy	1693563 - 2925
1692871 - Legacy	1693126 - 2025	1693220 - 2920	1693764 - Legacy
1692872 - Legacy	1693128 - 2020LC	1693221 - 2020	1693769 - 2023H
1693114 - Legacy	1693132 - 2920	1693250 - Legacy	1693770 - 2923H
1693116 - Legacy	1693134 - 2925	1693561 - Legacy	1693771 - Legacy
1693118 - Legacy	1693136 - 2920LC	1693562 - 2025	

Electrical Group - Lower Harness - All Models

NOTE: Unless noted otherwise, use the standard hardware torque specification chart.

L985109



The above parts group applies to the following Mfg. Nos.:

1692870 - Legacy	1693124 - 2020	1693219 - Legacy	1693563 - 2925
1692871 - Legacy	1693126 - 2025	1693220 - 2920	1693764 - Legacy
1692872 - Legacy	1693128 - 2020LC	1693221 - 2020	1693769 - 2023H
1693114 - Legacy	1693132 - 2920	1693250 - Legacy	1693770 - Legacy
1693116 - Legacy	1693134 - 2925	1693561 - Legacy	1693771 - Legacy
1693118 - Legacy	1693136 - 2920LC	1693562 - 2025	

Electrical Group - Lower Harness - All Models

REF NO	PART NO.	QTY.	DESCRIPTION
1	1717094SM	1	HARNESS, Rear (Models with Kohler Engines)
1	1717552SM	1	HARNESS, Rear (Models with Kawasaki Engines)
2	1700636SM	1	SWITCH, Seat (Normally Open - Models with Kawasaki Engines) - Gray
2	1716368SM	1	SWITCH, Seat (Normally Closed - Models with Kohler Engines) - Black
3	1921880SM	2	LOCKWASHER, 1/4
4	1960357	2	CAPSCREW, 1/4-20 x 3/4
5	1715915SM	2	TAIL LIGHT, Assembly (Includes Bulb)
6	1717650SM	2	BULB, Tail Light
7	1928919SM	2	NUT, Hex Flange, #10-32
8	1960591SM	2	NUT, KEPS Lock, #10-24
9	1933737SM	2	CAPSCREW, #10-24 x 5/8
10	1717050SM	1	SWITCH, Cruise

Not for
Reproduction

Footnotes

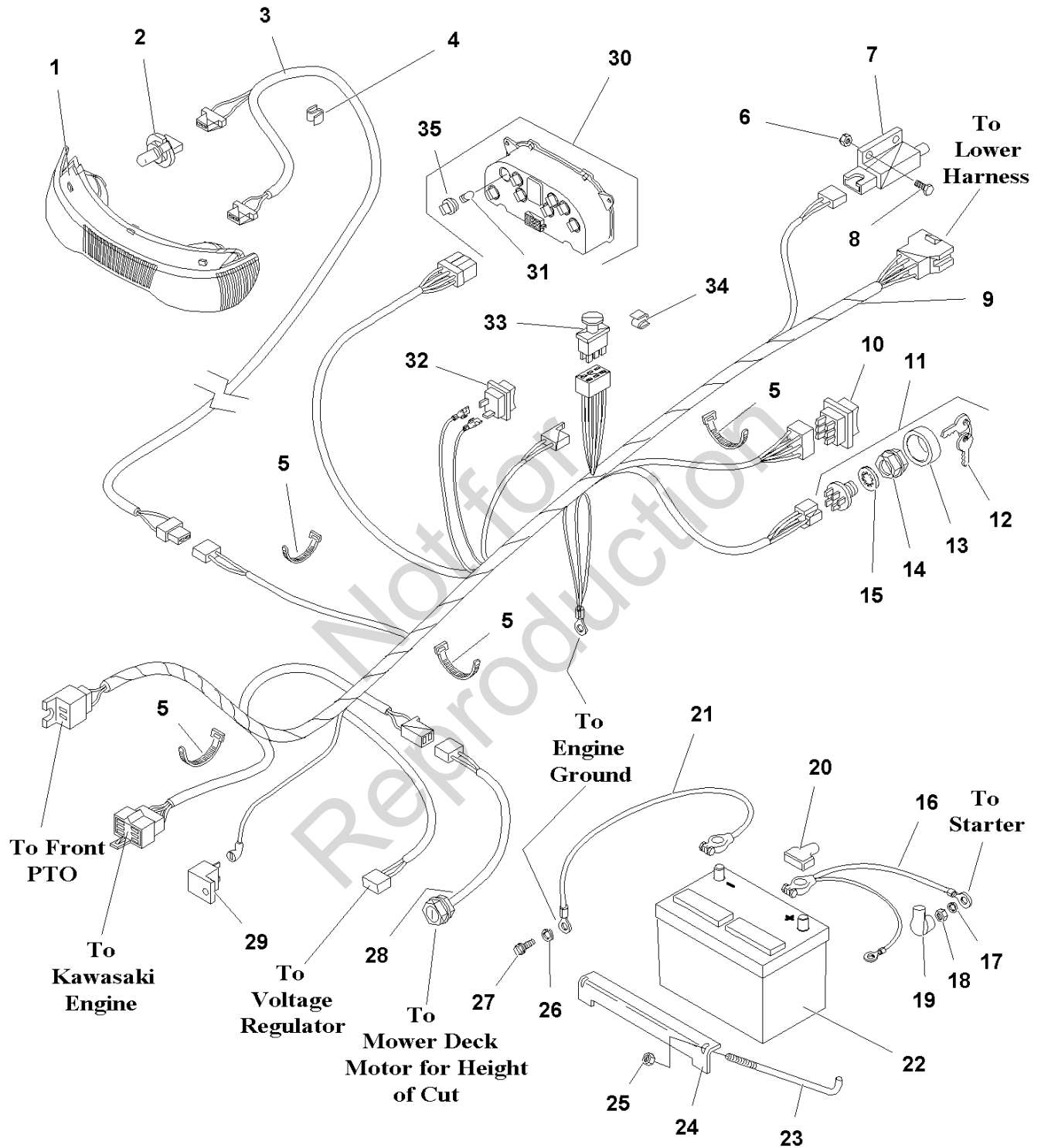
The above parts group applies to the following Mfg. Nos.:

1692870 - Legacy	1693124 - 2020	1693219 - Legacy	1693563 - 2925
1692871 - Legacy	1693126 - 2025	1693220 - 2920	1693764 - Legacy
1692872 - Legacy	1693128 - 2020LC	1693221 - 2020	1693769 - 2023H
1693114 - Legacy	1693132 - 2920	1693250 - Legacy	1693770 - 2923H
1693116 - Legacy	1693134 - 2925	1693561 - Legacy	1693771 - Legacy
1693118 - Legacy	1693136 - 2920LC	1693562 - 2025	

Electrical Group - Main Harness - Air Cooled Models

NOTE: Unless noted otherwise, use the standard hardware torque specification chart.

U985109



The above parts group applies to the following Mfg. Nos.:

1692870 - Legacy	1693132 - 2920	1693561 - Legacy	1693771 - Legacy
1692872 - Legacy	1693134 - 2925	1693562 - 2025	
1693114 - Legacy	1693219 - Legacy	1693563 - 2925	
1693116 - Legacy	1693220 - 2920	1693764 - Legacy	
1693124 - 2020	1693221 - 2020	1693769 - 2023H	
1693126 - 2025	1693250 - Legacy	1693770 - 2923H	

Electrical Group - Main Harness - Air Cooled Models

REF NO	PART NO.	QTY.	DESCRIPTION
1	1715923SM	1	BEZEL, Headlight
2	1717649SM	2	BULB, Headlight, Halogen
3	1716198SM	1	HARNESS, Headlight
4	2830222	1	CLIP
5	1701011SM	8	TIE
6	1960591SM	2	NUT, KEPS Lock, #10-24
7	1717050SM	1	SWITCH, Interlock (NO/NC)
8	1933737SM	2	CAPSCREW, #10-24 x 5/8
9	1724876SM	1	HARNESS, Main
10	1716329SM	1	SWITCH, Mower Height Adjust
11	1686734SM	1	ASSEMBLY, Switch & Key (Includes Ref. Nos. 12 -15)
12	1717163SM	1	KEYS (Set of 2)
13	1717550SM	1	COVER, Key Switch
14	1717549SM	1	NUT, Hex Flange, 5/8
15	1960547SM	1	WASHER, Internal Tooth, 5/8
16	1708730SM	1	CABLE, Battery to Starter, Kohler Engines
17	1917356SM	1	LOCKWASHER, 5/16
18	2820438SM	1	NUT, Hex Jam, 5/16-24, Kohler Engines
19	1713535SM	1	COVER, Starter Terminal
20	1713534SM	1	COVER, Positive Battery Terminal
21	1716333SM	1	CABLE, Battery to Ground
22	1686714SM	1	BATTERY (500 CCA)
23	1716945SM	2	ROD, Battery Hold Down
24	1718596ASM	1	BRACKET, Battery
25	1920397SM	2	NUT, Hex, Nylon Lock, 1/4-20
26	2860575SM	1	LOCKWASHER, 7/16
27	1920676SM	1	CAPSCREW, 7/16-14x 5/8
28	1716987SM	1	HARNESS, Power Outlet
29	1665238SM	1	BREAKER, Circuit
30	1715907SM	1	PANEL, Instrument (Includes Bulbs & Bulb Holders)
31	1717634SM	8	BULB, Instrument Panel
32	1716951SM	1	SWITCH, Headlights
33	1716332SM	1	SWITCH, Front P.T.O.
34	2172434SM	1	CLIP
35	1722061SM	8	HOLDER, Bulb

Footnotes

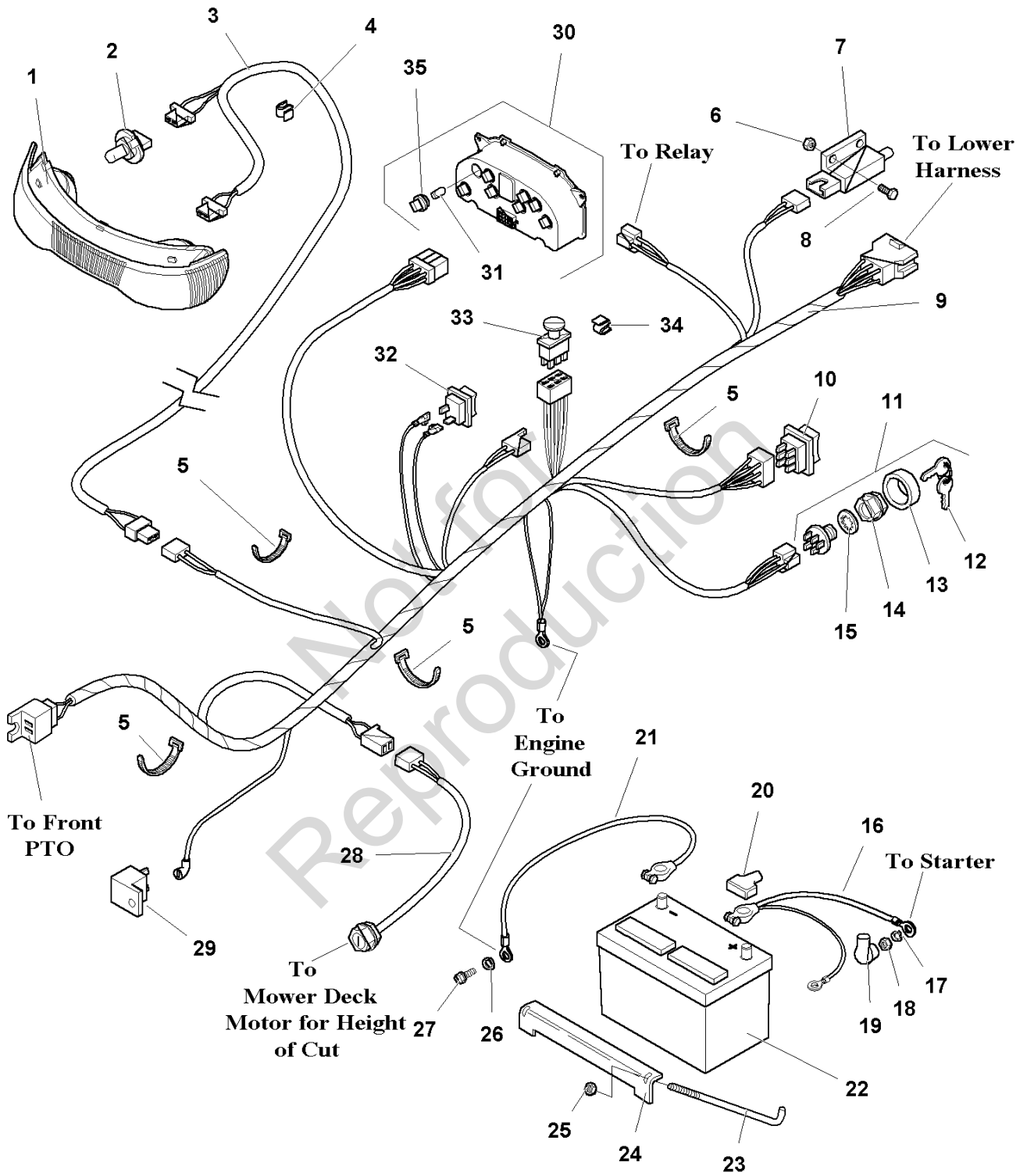
The above parts group applies to the following Mfg. Nos.:

1692870 - Legacy	1693132 - 2920	1693561 - Legacy	1693771 - Legacy
1692872 - Legacy	1693134 - 2925	1693562 - 2025	
1693114 - Legacy	1693219 - Legacy	1693563 - 2925	
1693116 - Legacy	1693220 - 2920	1693764 - Legacy	
1693124 - 2020	1693221 - 2020	1693769 - 2023H	
1693126 - 2025	1693250 - Legacy	1693770 - 2923H	

Electrical Group - Main Harness - Liquid Cooled Models

NOTE: Unless noted otherwise, use the standard hardware torque specification chart.

U985110



The above parts group applies to the following Mfg. Nos.:

- 1692871 - Legacy
- 1693118 - Legacy
- 1693128 - 2020LC
- 1693136 - 2920LC

Electrical Group - Main Harness - Liquid Cooled Models

REF NO	PART NO.	QTY.	DESCRIPTION
1	1715923SM	1	BEZEL, Headlight
2	1717649SM	2	BULB, Headlight, Halogen
3	1716198SM	1	HARNESS, Headlight
4	2830222	1	CLIP
5	1701011SM	7	TIE
6	1960591SM	2	NUT, KEPS Lock, #10-24
7	1701521SM	1	SWITCH, Interlock (NO/NO), Brake Pedal
8	1933737SM	2	CAPSCREW, #10-24 x 5/8
9	1716200SM	1	HARNESS, Main
10	1716329SM	1	SWITCH, Mower Height Adjust
11	1686734SM	1	ASSEMBLY, Switch & Key (Includes Ref. Nos. 12 -15)
12	1717163SM	1	KEYS (Set of 2)
13	1717550SM	1	COVER, Key Switch
14	1717549SM	1	NUT, Hex Flange, 5/8
15	1960547SM	1	WASHER, Internal Tooth, 5/8
16	1717001SM	1	CABLE, Battery to Starter
17	1917356SM	1	LOCKWASHER, 5/16
18	2860433SM	1	NUT, Hex Jam, M8-1.25, Yellow
19	1713535SM	1	COVER, Starter Terminal
20	1713534SM	1	COVER, Positive Battery Terminal
21	1716333SM	1	CABLE, Battery to Ground
22	1686714SM	1	BATTERY (500 CCA)
23	1716945SM	2	ROD, Battery Hold Down
24	1718596ASM	1	BRACKET, Battery
25	1920397SM	2	NUT, Hex, Nylon Lock, 1/4-20
26	2820427SM	1	LOCKWASHER, 3/8
27	2822586SM	1	CAPSCREW, 3/8-16 x 5/8
28	1716987SM	1	HARNESS, Power Outlet
29	1665238SM	1	BREAKER, Circuit
30	1716976SM	1	PANEL, Instrument (Includes Bulbs & Bulb Holders)
31	1717634SM	8	BULB, Instrument Panel
32	1716951SM	1	SWITCH, Headlights
33	1716332SM	1	SWITCH, Front P.T.O.
34	2172434SM	1	CLIP
35	1722061SM	8	HOLDER, Bulb

Footnotes

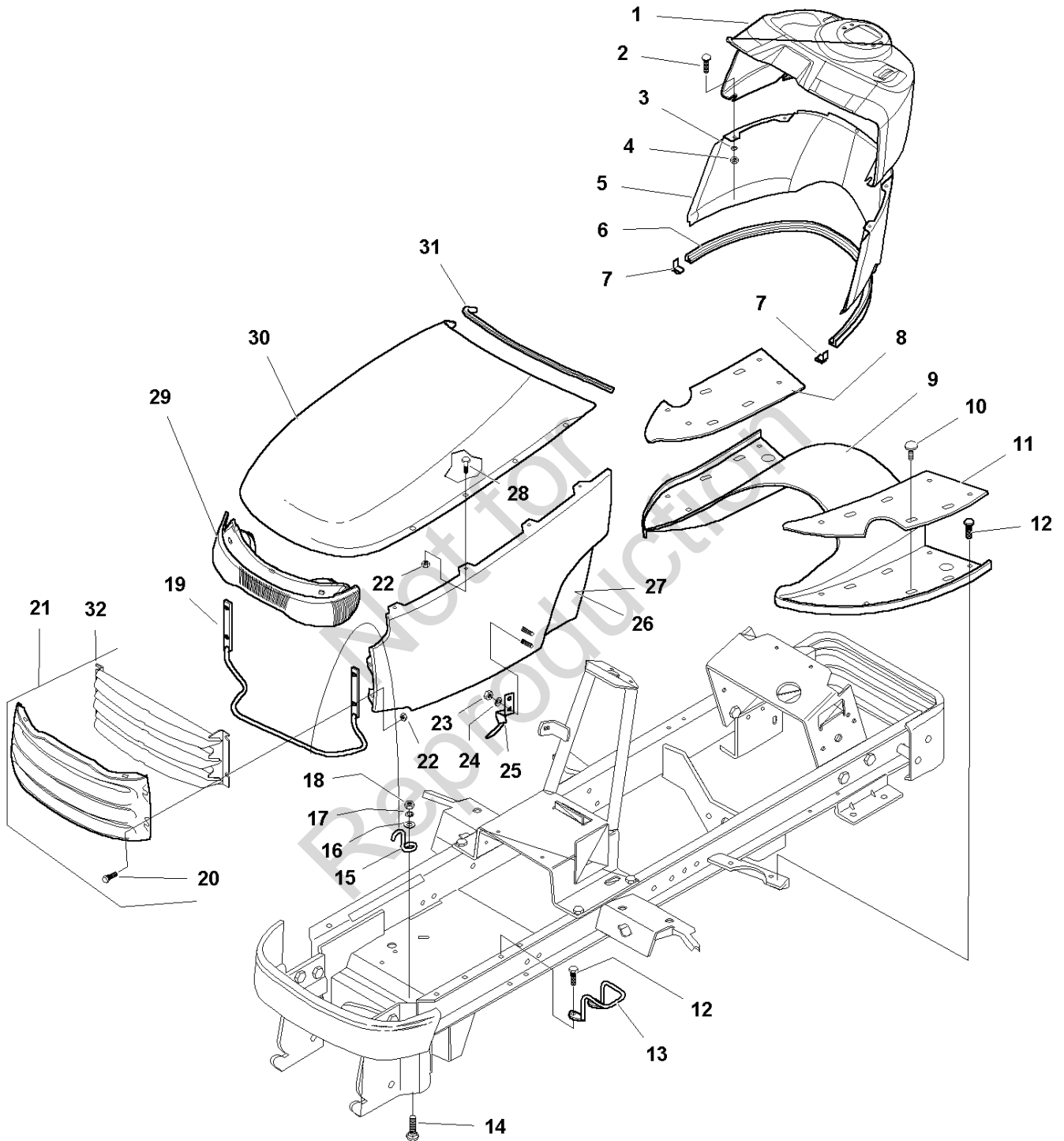
The above parts group applies to the following Mfg. Nos.:

1692871 - Legacy
1693118 - Legacy
1693128 - 2020LC
1693136 - 2920LC

Hood, Dash & Footrest Group

985117

NOTE: Unless noted otherwise,
use the standard hardware torque
specification chart.



The above parts group applies to the following Mfg. Nos.:

1692870 - Legacy	1693124 - 2020	1693219 - Legacy	1693563 - 2925
1692871 - Legacy	1693126 - 2025	1693220 - 2920	1693764 - Legacy
1692872 - Legacy	1693128 - 2020LC	1693221 - 2020	1693769 - 2023H
1693114 - Legacy	1693132 - 2920	1693250 - Legacy	1693770 - 2923H
1693116 - Legacy	1693134 - 2925	1693561 - Legacy	1693771 - Legacy
1693118 - Legacy	1693136 - 2920LC	1693562 - 2025	

Hood, Dash & Footrest Group

REF NO	PART NO.	QTY.	DESCRIPTION
1	1715905SM	1	DASH, Upper
2	1960252SM	4	CARRIAGE BOLT, 1/4-20 x 5/8
3	1916964SM	4	LOCKWASHER, 1/4
4	1916622SM	4	NUT, 1/4-20
5	1715906SM	1	DASH, Lower
6	1717074SM	1	EDGING, Dash
7	1717523SM	2	CLIP
8	1715900SM	1	PAD, Footrest, RH
9	1715898SM	1	TUNNEL
10	1704351SM	12	CLIP, Footpad
11	1715899SM	1	PAD, Footrest, LH
12	1925003SM	10	CAPSCREW, Taptite, 1/4-20 x 1/2
13	1718031SM	2	ROD, Hood Latch
14	1931335SM	2	CARRIAGE BOLT, 5/16-18 x 1
15	1717084SM	2	ROD, Hood Latch Pivot
16	1919326SM	2	WASHER, Flat
17	1917356SM	14	LOCKWASHER, 5/16
18	1917372SM	6	NUT, Hex, 5/16-18
19	1718479SM	1	ROD, Hood Hinge
20	1921960SM	4	CAPSCREW, Hex Head Whizlock, 1/4-20 x 1
21	1686760SM	1	GRILL ASSEMBLY (Orange)
21	1687165SM	1	GRILL ASSEMBLY (Red)
22	1930641SM	12	NUT, Hex Whizlock, 1/4-20
23	1933896SM	4	NUT, Nylock, #10-24
24	1960096SM	4	WASHER
25	1718032SM	2	CLIP, Hood Latch
26	1725823SM	1	SIDE PANEL, LH (Orange)
26	1729532SM	1	SIDE PANEL, LH (Red)
27	1725824SM	1	SIDE PANEL, RH (Orange)
27	1729533SM	1	SIDE PANEL, RH (Red)
28	1960295SM	8	CAPSCREW, Hex Head Whizlock, 1/4-20 x 5/8
29	1715923SM	1	HEADLIGHT BEZEL
30	1715902CSM	1	HOOD (Orange)
30	1715902DSM	1	HOOD (Red)
31	1718124SM	1	EDGING, Hood
32	*	1	BAFFLE ASSEMBLY, Grille (See Ref. No. 21)

Footnotes

Note* See Ref. No. 21.

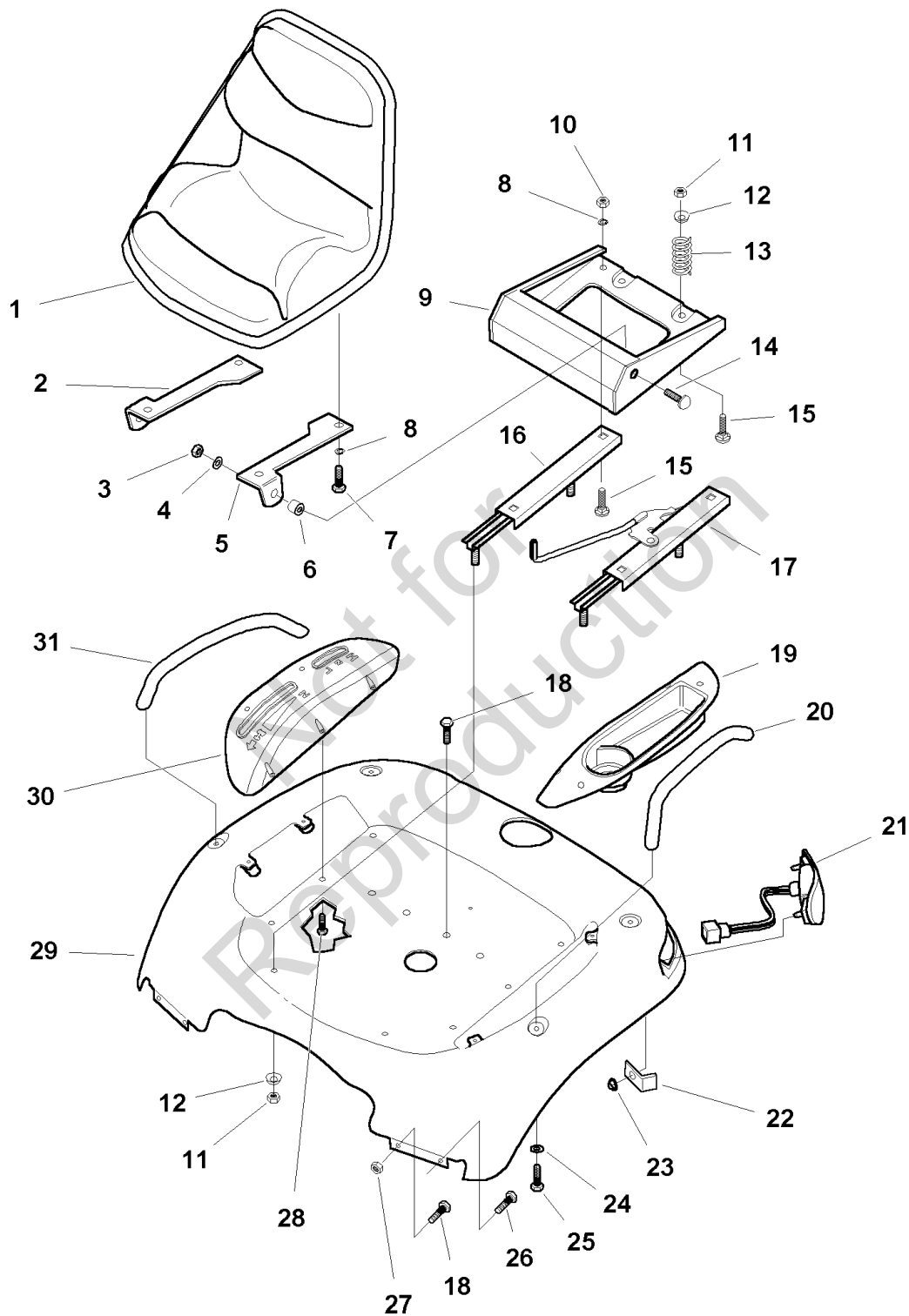
The above parts group applies to the following Mfg. Nos.:

1692870 - Legacy	1693124 - 2020	1693219 - Legacy	1693563 - 2925
1692871 - Legacy	1693126 - 2025	1693220 - 2920	1693764 - Legacy
1692872 - Legacy	1693128 - 2020LC	1693221 - 2020	1693769 - 2023H
1693114 - Legacy	1693132 - 2920	1693250 - Legacy	1693770 - 2923H
1693116 - Legacy	1693134 - 2925	1693561 - Legacy	1693771 - Legacy
1693118 - Legacy	1693136 - 2920LC	1693562 - 2025	

Seat & Deck Group

NOTE: Unless noted otherwise,
use the standard hardware torque
specification chart.

K985117



The above parts group applies to the following Mfg. Nos.:

1692870 - Legacy	1693124 - 2020	1693219 - Legacy	1693563 - 2925
1692871 - Legacy	1693126 - 2025	1693220 - 2920	1693764 - Legacy
1692872 - Legacy	1693128 - 2020LC	1693221 - 2020	1693769 - 2023H
1693114 - Legacy	1693132 - 2920	1693250 - Legacy	1693770 - Legacy
1693116 - Legacy	1693134 - 2925	1693561 - Legacy	1693771 - Legacy
1693118 - Legacy	1693136 - 2920LC	1693562 - 2025	

Seat & Deck Group

REF NO	PART NO.	QTY.	DESCRIPTION
1	1715912SM	1	SEAT
2	1716978SM	1	SEAT BRACKET, RH
3	1919439SM	2	NUT, Hex Nylock, 3/8-16
4	1924940SM	2	WASHER, 13/32
5	1716979SM	1	SEAT BRACKET, LH
6	1663752SM	2	SPACER
7	1925205SM	4	CAPSCREW, 1/4-20 x 5/16
8	1917356SM	14	LOCKWASHER, 5/16
9	1716977ASM	1	BRACKET, Seat Support
10	1917372SM	6	NUT, Hex, 5/16-18
11	1919438SM	6	NUT, Hex Nylock, 5/16-18
12	1709256SM	6	WASHER, Bell
13	1717051SM	2	SPRING, Seat
14	1931350SM	2	CARRIAGE BOLT, 3/8-16 x 1
15	1931333SM	6	CARRIAGE BOLT, 5/16-18 x 3/4
16	1717009SM	1	SLIDER ASSEMBLY, RH, Slave
17	1717068SM	1	SLIDER ASSEMBLY, LH, Main
18	1664847SM	4	CAPSCREW, Hex Head, Taptite, 5/16-18 x 3/4
19	1715913SM	1	CUPHOLDER POD
20	1716335SM	1	HANDLE, LH
21	1715915SM	2	TAIL LIGHT, Assembly
22	1718048SM	4	CLIP
23	1933988SM	4	PUSHNUT, 5/16
24	1960044SM	4	WASHER, 5/16
25	1920787SM	4	CAPSCREW, 5/16-18 x 1/2
26	1931648SM	2	CAPSCREW, Hex Flange, 5/16-18 x 1/2
27	1931277SM	2	NUT, WhizWhizlock 5/16-18
28	1960578SM	10	CAPSCREW, #10 x 5/16
29	1715911SM	1	SEAT DECK (Orange)
29	1729527SM	1	SEAT DECK (Red)
30	1715914SM	1	CONTROL POD
31	1716336SM	1	HANDLE, RH

Footnotes

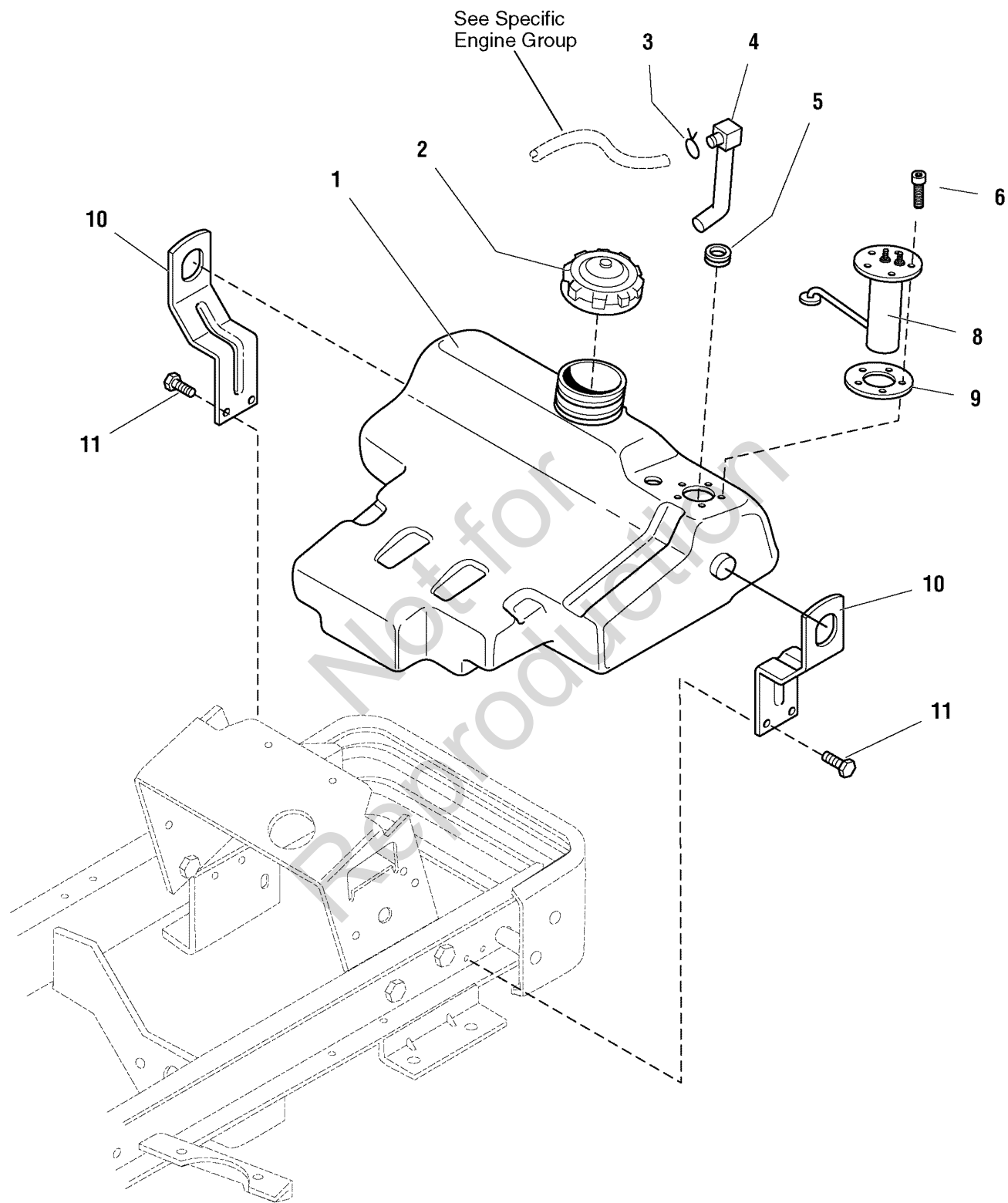
The above parts group applies to the following Mfg. Nos.:

1692870 - Legacy	1693124 - 2020	1693219 - Legacy	1693563 - 2925
1692871 - Legacy	1693126 - 2025	1693220 - 2920	1693764 - Legacy
1692872 - Legacy	1693128 - 2020LC	1693221 - 2020	1693769 - 2023H
1693114 - Legacy	1693132 - 2920	1693250 - Legacy	1693770 - 2923H
1693116 - Legacy	1693134 - 2925	1693561 - Legacy	1693771 - Legacy
1693118 - Legacy	1693136 - 2920LC	1693562 - 2025	

Fuel Tank Group

NOTE: Unless noted otherwise, use the standard hardware torque specification chart.

FT85117



The above parts group applies to the following Mfg. Nos.:

1692870 - Legacy	1693124 - 2020	1693219 - Legacy	1693563 - 2925
1692871 - Legacy	1693126 - 2025	1693220 - 2920	1693764 - Legacy
1692872 - Legacy	1693128 - 2020LC	1693221 - 2020	1693769 - 2023H
1693114 - Legacy	1693132 - 2920	1693250 - Legacy	1693770 - Legacy
1693116 - Legacy	1693134 - 2925	1693561 - Legacy	1693771 - Legacy
1693118 - Legacy	1693136 - 2920LC	1693562 - 2025	

Fuel Tank Group

REF NO	PART NO.	QTY.	DESCRIPTION
1	1715916SM	1	TANK, Fuel
2	1715917SM	1	CAP, Fuel Tank
3	2860112SM	1	CLAMP, Hose
4	1717076SM	1	ELBOW, Fuel Tank
5	1654930SM	1	BUSHING, Fuel Tank Seal
6	2860665SM	5	SCREW, SEMS Torx Pan Head #10-32 x 1/2
8	1725301SM	1	SENDER, Fuel Level
9	1685303SM	1	GASKET, Fuel Tank
10	1716927ASM	2	SUPPORT, Fuel Tank
11	1664847SM	4	CAPSCREW, Hex Head, Taptite, 5/16-18 x 3/4

Not for
Reproduction

Footnotes

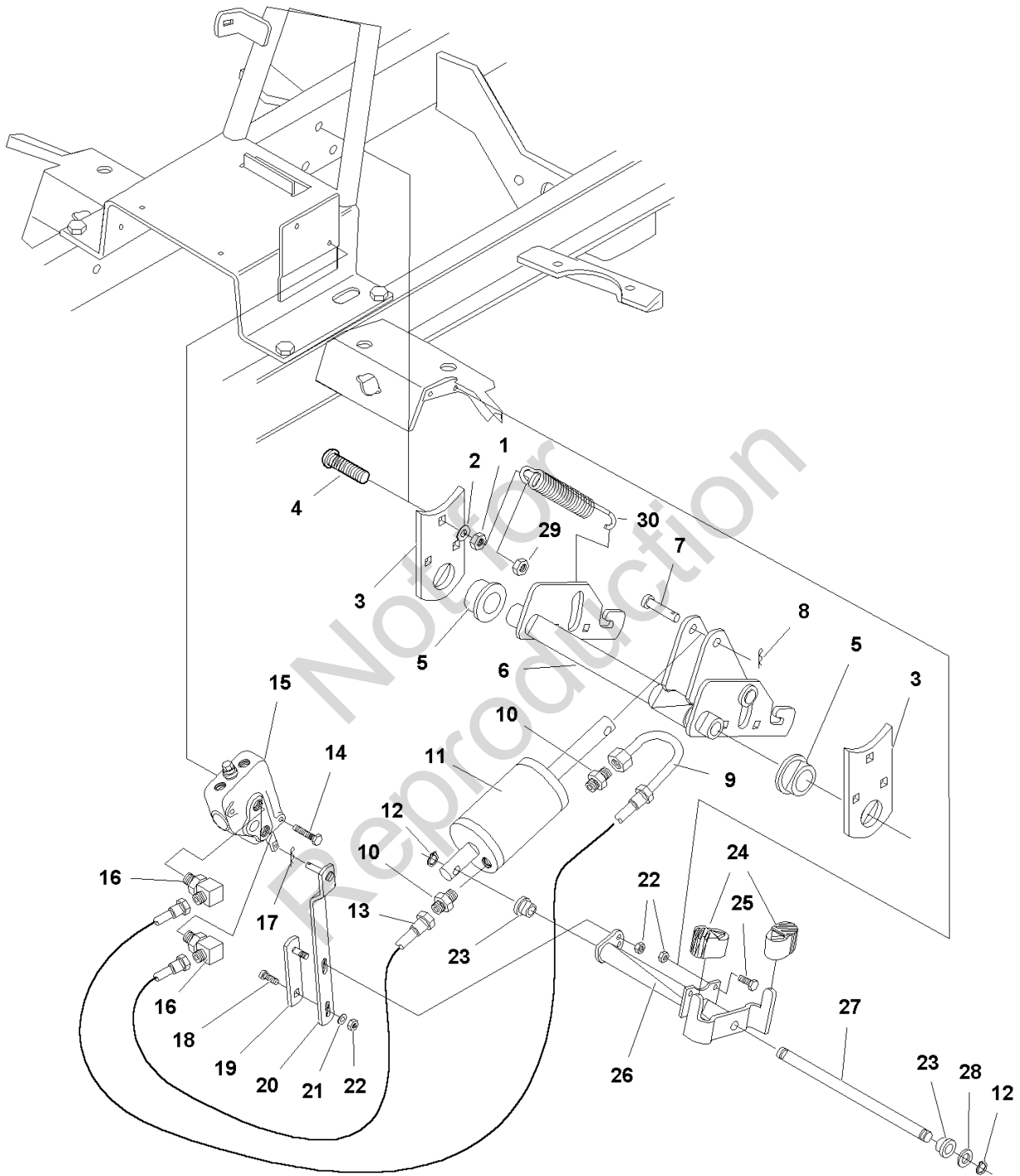
The above parts group applies to the following Mfg. Nos.:

1692870 - Legacy	1693124 - 2020	1693219 - Legacy	1693563 - 2925
1692871 - Legacy	1693126 - 2025	1693220 - 2920	1693764 - Legacy
1692872 - Legacy	1693128 - 2020LC	1693221 - 2020	1693769 - 2023H
1693114 - Legacy	1693132 - 2920	1693250 - Legacy	1693770 - 2923H
1693116 - Legacy	1693134 - 2925	1693561 - Legacy	1693771 - Legacy
1693118 - Legacy	1693136 - 2920LC	1693562 - 2025	

Implement Lift Group

985119

NOTE: Unless noted otherwise,
use the standard hardware torque
specification chart.



The above parts group applies to the following Mfg. Nos.:

1692870 - Legacy	1693124 - 2020	1693219 - Legacy	1693563 - 2925
1692871 - Legacy	1693126 - 2025	1693220 - 2920	1693764 - Legacy
1692872 - Legacy	1693128 - 2020LC	1693221 - 2020	1693769 - 2023H
1693114 - Legacy	1693132 - 2920	1693250 - Legacy	1693770 - 2923H
1693116 - Legacy	1693134 - 2925	1693561 - Legacy	1693771 - Legacy
1693118 - Legacy	1693136 - 2920LC	1693562 - 2025	

Implement Lift Group

REF NO	PART NO.	QTY.	DESCRIPTION
1	1916950SM	6	NUT, Hex, Full, 3/8-16
2	1916965SM	6	LOCKWASHER, 3/8
3	1718816A	2	PLATE, Bearing
4	1921969SM	6	CARRIAGE BOLT, 3/8-16 x 1-1/2
5	1716279SM	2	BUSHING, Lift
6	1716274SM	1	SHAFT ASSEMBLY, Lift
7	1729275SM	1	PIN, Clevis
8	1960033SM	1	HAIRPIN
9	1716320SM	1	HOSE, Valve to Cylinder (UP)
10	2819171SM	2	FITTING, Male, Straight
11	1716944SM	1	CYLINDER, Hydraulic Lift
12	1703805SM	2	KLIPRING, 1/2
13	1716319SM	1	HOSE, Valve to Cylinder (Down)
14	1960571SM	2	CAPSCREW, Taptite, 1/4-20 x 1-3/4
15	1717558SM	1	VALVE ASSEMBLY, Lift
16	2825011SM	2	FITTING, 90 Degree
17	1960221SM	1	HAIRPIN
18	1931317SM	1	CARRIAGE BOLT, 1/4-20 x 3/4
19	1716980SM	1	LINK ASSEMBLY, Lower
20	1716956SM	1	LINK ASSEMBLY, Upper
21	1921319SM	1	WASHER, Plain, 1/4
22	1920397SM	4	NUT, Hex, Nylon Lock, 1/4-20
23	1715025SM	2	BUSHING, Nylon
24	1717018SM	2	PAD, Hydraulic Lift
25	1923341SM	2	CAPSCREW, 1/4-20 x 3/4
26	1717015SM	1	PEDAL ASSEMBLY, Hydraulic Lift
27	1715675SM	1	SHAFT, Pivot
28	1960027SM	1	WASHER, Flat, 1/2 x 7/8
29	1960251SM	1	NUT, Hex Jam, 3/8-16
30	1719594SM	1	SPRING, Extension

Footnotes

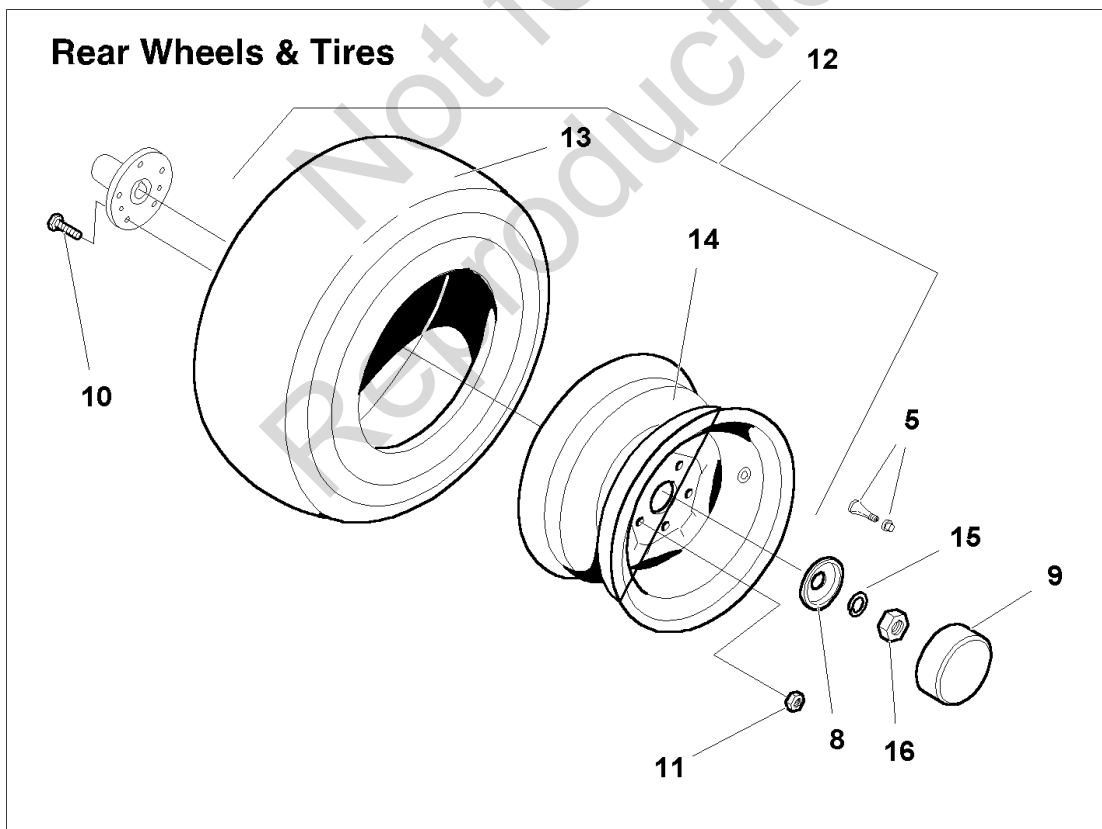
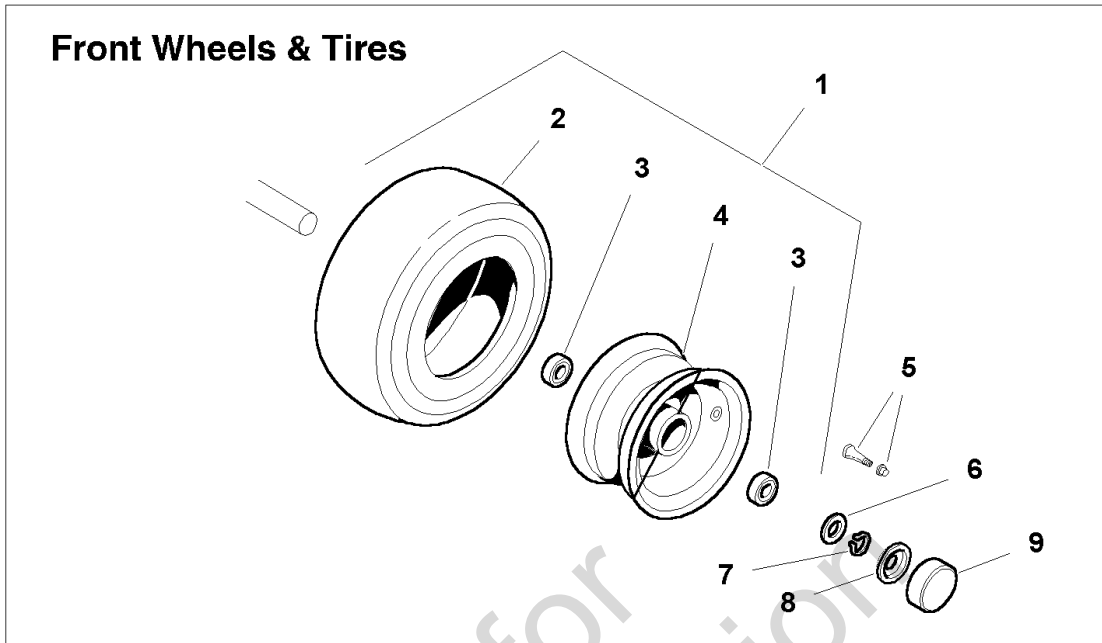
The above parts group applies to the following Mfg. Nos.:

1692870 - Legacy	1693124 - 2020	1693219 - Legacy	1693563 - 2925
1692871 - Legacy	1693126 - 2025	1693220 - 2920	1693764 - Legacy
1692872 - Legacy	1693128 - 2020LC	1693221 - 2020	1693769 - 2023H
1693114 - Legacy	1693132 - 2920	1693250 - Legacy	1693770 - 2923H
1693116 - Legacy	1693134 - 2925	1693561 - Legacy	1693771 - Legacy
1693118 - Legacy	1693136 - 2920LC	1693562 - 2025	

Wheels & Tires Group

985122

NOTE: Unless noted otherwise,
use the standard hardware torque
specification chart.



The above parts group applies to the following Mfg. Nos.:

1692870 - Legacy	1693124 - 2020	1693219 - Legacy	1693563 - 2925
1692871 - Legacy	1693126 - 2025	1693220 - 2920	1693764 - Legacy
1692872 - Legacy	1693128 - 2020LC	1693221 - 2020	1693769 - 2023H
1693114 - Legacy	1693132 - 2920	1693250 - Legacy	1693770 - 2923H
1693116 - Legacy	1693134 - 2925	1693561 - Legacy	1693771 - Legacy
1693118 - Legacy	1693136 - 2920LC	1693562 - 2025	

Wheels & Tires Group

REF NO	PART NO.	QTY.	DESCRIPTION
1	1715414SM	2	WHEEL & TIRE ASSEMBLY, Large Front, 18 x 8.5 - 8 Tires (Includes Ref. Nos. 2, 3, 4)
1	1716337SM	2	WHEEL & TIRE ASSEMBLY, Small Front, 16 x 7.5 - 8 Tires (Includes Ref. Nos. 2, 3, 4)
2	1713170SM	2	TIRE, Standard, Large Front, 18 x 8.5 - 8
2	1713528SM	2	TIRE, Standard, Small Front, 16 x 7.5 - 8
2	1713529SM	*	TIRE, Optional 4-Ply, Small Front, 16 x 7.5 - 8 (For tractors equipped with front end loaders)
2	1717633SM	*	TIRE, Optional 4-Ply, Large Front, 18 x 8.5 - 8 (For tractors equipped with front end loaders)
3	1717056SM	4	BEARING, Ball
4	1717054SM	2	WHEEL ASSEMBLY, Small Front., for 16 x 7.5 - 8 Tires (Includes Ref. No. 3)
4	1717059SM	2	WHEEL ASSEMBLY, Large Front., for 18 x 8.5 - 8 Tires (Includes Ref. No. 3)
5	2172353SM	4	VALVE STEM & CAP
6	1919394SM	2	WASHER
7	2832577SM	2	RING, Retaining (0.984 shaft)
8	1676520SM	4	RETAINER, Cap
9	1676519SM	4	HUBCAP
10	1663805SM	10	STUD, Wheel, 7/16-20 x 1.23
11	2177725SM	10	NUT, Lug Bolt, 7/16-20
12	1715416SM	2	WHEEL & TIRE ASSEMBLY, Large Rear, 26 x 12.00-12 Tires (Includes Ref. No. 13, 14)
12	1716338SM	2	WHEEL & TIRE ASSEMBLY, Small Rear, 23 x 10.50-12 Tires (Includes Ref. No.13, 14)
13	1657694SM	*	TIRE, Optional with AG-Tread, Small Rear, 23 x 10.5 - 12
13	1701345SM	*	TIRE, Optional with AG-Tread, Large Rear, 26 x 12 - 12
13	1709969SM	2	TIRE, Standard, Small Rear, 23 x 10.50-12
13	1717062SM	2	TIRE, Standard, Large Rear, 26 x 12.00-12
14	1717057SM	2	WHEEL ASSEMBLY, Small Rear, for 23 x 10.50-12 Tires
14	1717061SM	2	WHEEL ASSEMBLY, Large Rear, for 26 x 12.00-12 Tires
15	1679383SM	2	RETAINER, Spec. Washer
16	1960259SM	2	NUT, Hex, Jam, 1 x 14

Footnotes

Note* No exchange program available on optional tires.

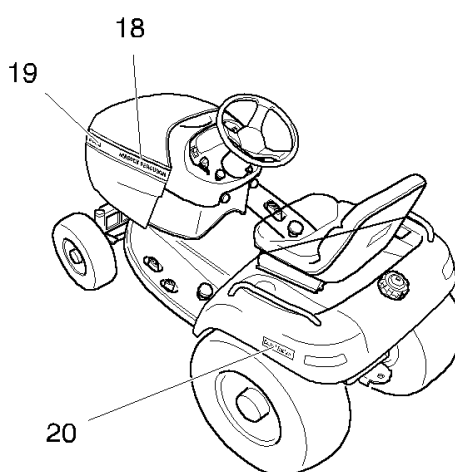
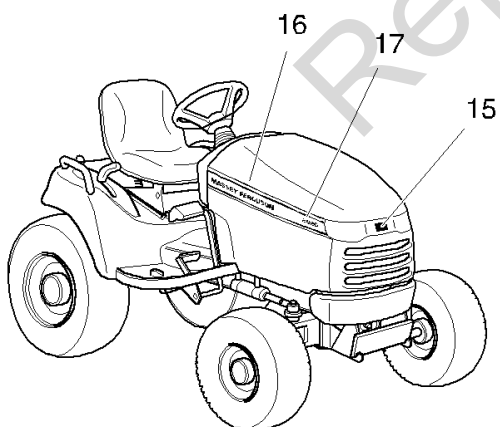
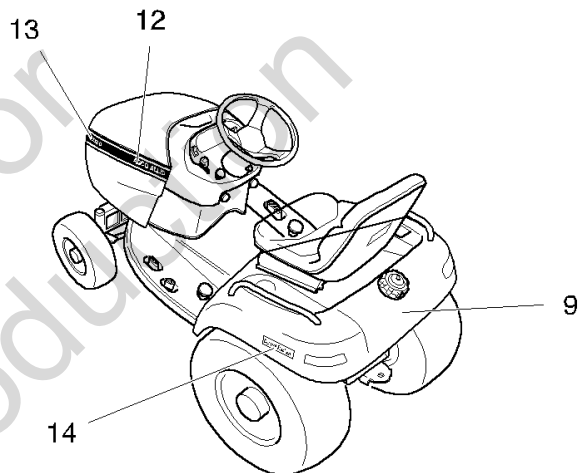
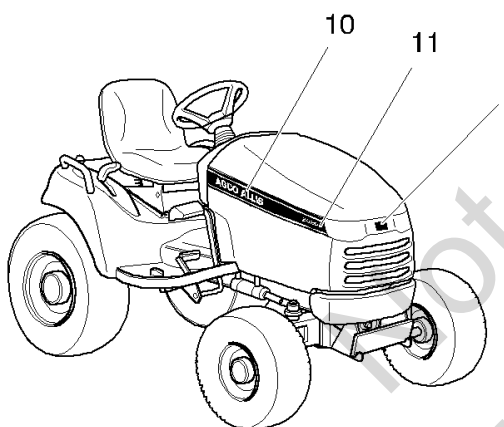
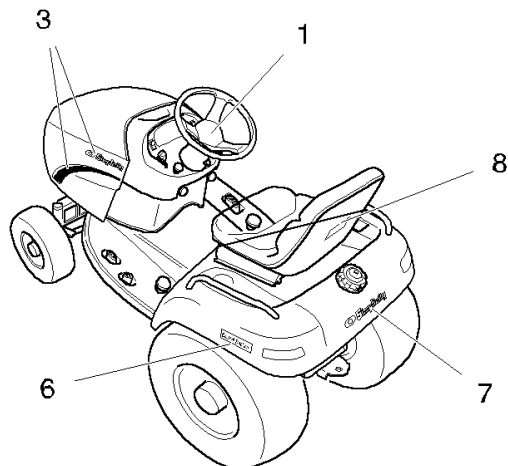
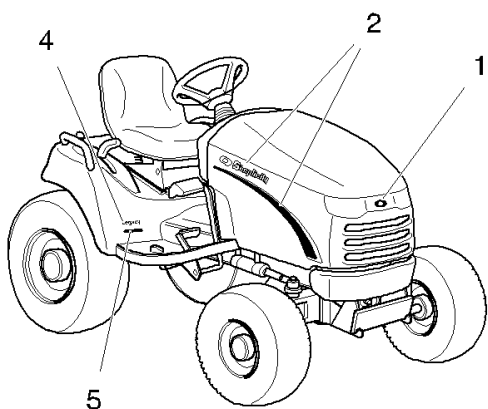
The above parts group applies to the following Mfg. Nos.:

1692870 - Legacy	1693124 - 2020	1693219 - Legacy	1693563 - 2925
1692871 - Legacy	1693126 - 2025	1693220 - 2920	1693764 - Legacy
1692872 - Legacy	1693128 - 2020LC	1693221 - 2020	1693769 - 2023H
1693114 - Legacy	1693132 - 2920	1693250 - Legacy	1693770 - 2923H
1693116 - Legacy	1693134 - 2925	1693561 - Legacy	1693771 - Legacy
1693118 - Legacy	1693136 - 2920LC	1693562 - 2025	

Decals Group - Brand & Model

NOTE: Unless noted otherwise,
use the standard hardware torque
specification chart.

B985756



The above parts group applies to the following Mfg. Nos.:

1692870 - Legacy
1692871 - Legacy
1692872 - Legacy
1693114 - Legacy
1693116 - Legacy
1693118 - Legacy

1693124 - 2020
1693126 - 2025
1693128 - 2020LC
1693132 - 2920
1693134 - 2925
1693136 - 2920LC

1693219 - Legacy
1693220 - 2920
1693221 - 2020
1693250 - Legacy
1693561 - Legacy
1693562 - 2025

1693563 - 2925
1693764 - Legacy
1693769 - 2023H
1693770 - 2923H
1693771 - Legacy

Decals Group - Brand & Model

REF NO	PART NO.	QTY.	DESCRIPTION
1	1717692SM	2	ICON, Simplicity
2	1722773SM	1	DECAL, RH Stripe & Logo (Simplicity Models)
3	1722774SM	1	DECAL, LH Stripe & Logo (Simplicity Models)
4	1722551SM	1	DECAL, Legacy
5	1717714SM	1	DECAL, Model, 20V Twin (Simplicity Models)
5	1722783SM	1	DECAL, Model, 25V Twin (Simplicity Models)
5	1722780SM	1	DECAL, Model, 20 Liquid-Cooled (Simplicity Models)
6	1717313SM	1	DECAL, Control Traction (Simplicity Models)
7	1722551SM	1	DECAL, Simplicity Logo
8	1708927	1	DECAL, USA Logo
9	1708926SM	2	DECAL, AGCO Allis Logo
10	1717724	1	DECAL, RH Stripe & Logo (AGCO Allis Models)
11	1717756	1	DECAL, RH Model, 2020 (AGCO Allis Models)
11	1722984SM	1	DECAL, RH Model, 2020LC (AGCO Allis Models)
11	1722987SM	1	DECAL, RH Model, 2025 (AGCO Allis Models)
12	1717725	1	DECAL, LH Stripe & Logo (AGCO Allis Models)
13	1718129	1	DECAL, LH Model, 2020 (AGCO Allis Models)
13	1722984SM	1	DECAL, LH Model, 2020LC (AGCO Allis Models)
13	1722987SM	1	DECAL, LH Model, 2025 (AGCO Allis Models)
14	1718025SM	1	DECAL, Control Traction (AGCO Allis & Massey Ferguson Models)
15	1714363SM	1	DECAL, Massey Ferguson Logo
16	1717722SM	1	DECAL, RH Stripe & Logo (Massey Ferguson Models)
17	1717752SM	1	DECAL, RH Model, 2920 (Massey Ferguson Models)
17	1717753SM	1	DECAL, RH Model, 2920LC (Massey Ferguson Models)
17	1722991SM	1	DECAL, RH Model, 2925 (Massey Ferguson Models)
18	1717723SM	1	DECAL, LH Stripe & Logo (Massey Ferguson Models)
19	1718126	1	DECAL, LH Model, 2920 (Massey Ferguson Models)
19	1718127SM	1	DECAL, LH Model, 2920LC (Massey Ferguson Models)
19	1718128SM	1	DECAL, LH Model, 2925 (Massey Ferguson Models)
20	1718025SM	1	DECAL, Control Traction (AGCO Allis & Massey Ferguson Models)

Footnotes

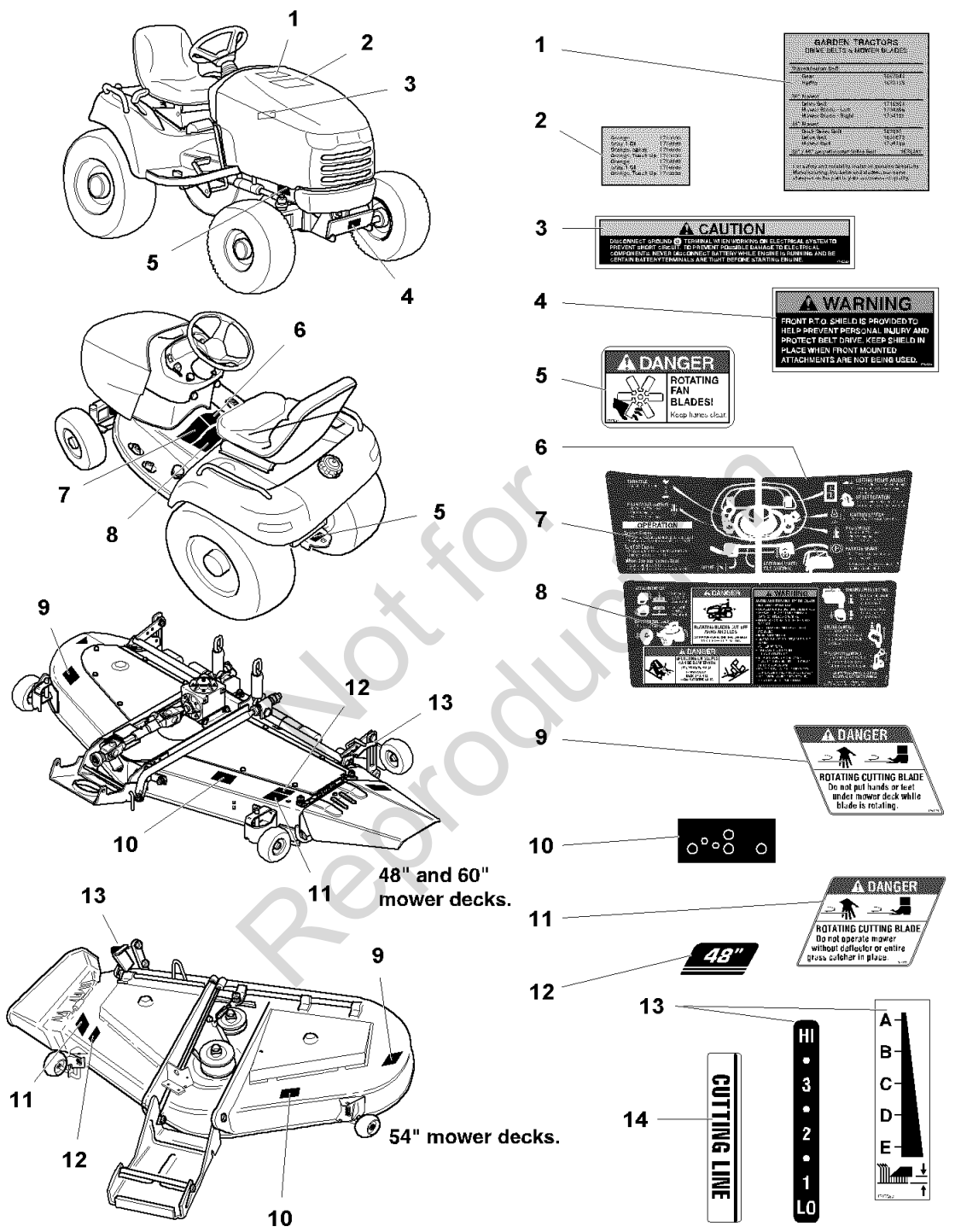
The above parts group applies to the following Mfg. Nos.:

1692870 - Legacy	1693124 - 2020	1693219 - Legacy	1693563 - 2925
1692871 - Legacy	1693126 - 2025	1693220 - 2920	1693764 - Legacy
1692872 - Legacy	1693128 - 2020LC	1693221 - 2020	1693769 - 2023H
1693114 - Legacy	1693132 - 2920	1693250 - Legacy	1693770 - Legacy
1693116 - Legacy	1693134 - 2925	1693561 - Legacy	1693771 - Legacy
1693118 - Legacy	1693136 - 2920LC	1693562 - 2025	

Decals Group - Safety & Common

NOTE: Unless noted otherwise, use the standard hardware torque specification chart.

C985756



Note: Decals are NOT shown to scale.

The above parts group applies to the following Mfg. Nos.:

- | | | | |
|---------------------|---------------------|------------------|---------------------|
| 1692860 - 60" Mower | 1693116 - Legacy | 1693128 - 2020LC | 1693221 - 2020 |
| 1692863 - 48" Mower | 1693118 - Legacy | 1693132 - 2920 | 1693250 - Legacy |
| 1692870 - Legacy | 1693122 - 48" Mower | 1693134 - 2925 | 1693252 - 48" Mower |
| 1692871 - Legacy | 1693123 - 60" Mower | 1693136 - 2920LC | 1693253 - 60" Mower |
| 1692872 - Legacy | 1693124 - 2020 | 1693219 - Legacy | 1693561 - Legacy |
| 1693114 - Legacy | 1693126 - 2025 | 1693220 - 2920 | 1693562 - 2025 |

Decals Group - Safety & Common

REF NO	PART NO.	QTY.	DESCRIPTION
1	1722180SM	1	DECAL, Belt, Blade
2	1720454SM	1	DECAL, Paint (Simplicity & AGCO Models)
2	1717449	1	DECAL, Paint (Massey Ferguson Models)
3	1716539SM	1	DECAL, Caution, Battery
4	1716538SM	1	DECAL, Warning, P.T.O. Cover
5	1717602SM	2	DECAL, Danger, Fan
6	1718610SM	1	DECAL, Operation, Upper Right Panel
7	1718613SM	1	DECAL, Operation, Upper Left Panel
8	1718199SM	1	DECAL, Operation SAFETY, Lower Panel
9	1704276SM	1	DECAL, Danger (Hand under deck)
10	1720911SM	1	DECAL, Belt Installation (54" Mower Decks)
10	1709069SM	1	DECAL, Belt Installation (48" Mower Decks)
10	1717582SM	1	DECAL, Belt Installation (60" Mower Decks)
11	1704277SM	1	DECAL, Danger (Chute In Place)
12	1722793SM	1	DECAL, Cutting Width (48" Mower Decks)
12	1722792SM	1	DECAL, Cutting Width (60" Mower Decks)
12	1722791SM	1	DECAL, Cutting Width (54" Mower Decks)
13	1721197SM	1	DECAL, Cutting Height Indicator, HI - LO (54" Mower Decks)
13	1717583SM	1	DECAL, Cutting Height Indicator, A-B-C-D-E (48" and 60" Mower Decks)
14	1664141SM	1	DECAL, Cutting Line
15	*	1	DECAL, OPEI (Not serviced)
16	*	1	I.D. Plates (Not serviced)

Not for
Reproduction

Footnotes

Note* Not a servicable part.

The above parts group applies to the following Mfg. Nos.:

1692860 - 60" Mower	1693116 - Legacy	1693128 - 2020LC	1693221 - 2020
1692863 - 48" Mower	1693118 - Legacy	1693132 - 2920	1693250 - Legacy
1692870 - Legacy	1693122 - 48" Mower	1693134 - 2925	1693252 - 48" Mower
1692871 - Legacy	1693123 - 60" Mower	1693136 - 2920LC	1693253 - 60" Mower
1692872 - Legacy	1693124 - 2020	1693219 - Legacy	1693561 - Legacy
1693114 - Legacy	1693126 - 2025	1693220 - 2920	1693562 - 2025

Heat Shield Group

REF NO	PART NO.	QTY.	DESCRIPTION
1	1960295SM	12	CAPSCREW, Hex Head Whizlock, 1/4-20 x 5/8
2	1718134SM	2	MOULDING, 5"
3	1717506SM	1	SHIELD, Hood (Air Cooled Models Only)
4	1930641SM	8	NUT, Hex Whizlock, 1/4-20
5	1717498ASM	1	SHIELD, Inner Hood
6	1917867SM	4	NUT, Retainer, 1/4-20
7	1717586SM	1	INSULATION, Headlight
8	1717590ASM	1	PLATE, Headlight Shield
9	1717579ASM	1	AIR DEFLECTOR, Headlight
10	1727053SM	1	INSULATION, LH Hood
11	1727054SM	1	INSULATION, RH Hood

Not for
Reproduction

Footnotes

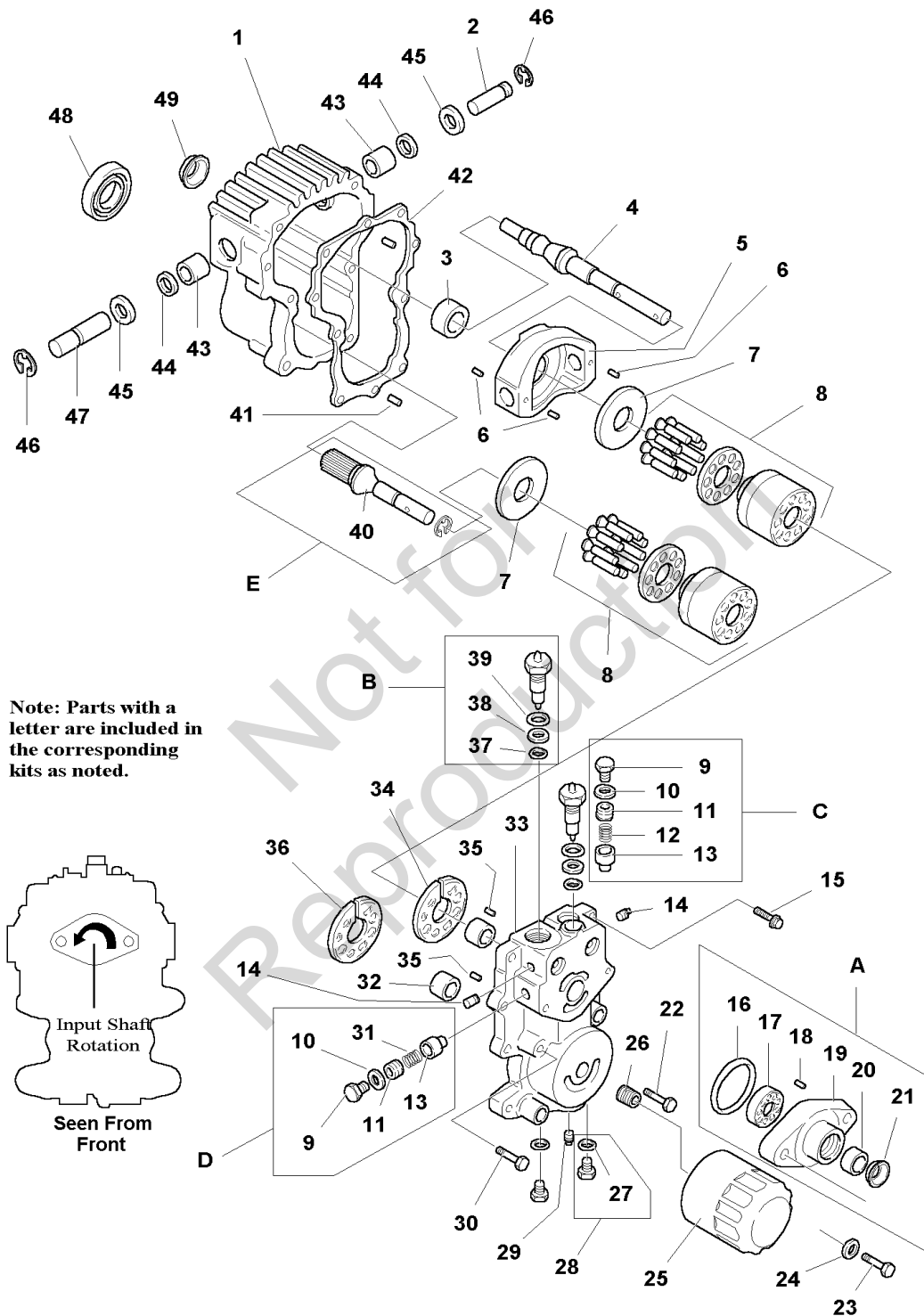
The above parts group applies to the following Mfg. Nos.:

1692870 - Legacy	1693124 - 2020	1693219 - Legacy	1693563 - 2925
1692871 - Legacy	1693126 - 2025	1693220 - 2920	1693764 - Legacy
1692872 - Legacy	1693128 - 2020LC	1693221 - 2020	1693769 - 2023H
1693114 - Legacy	1693132 - 2920	1693250 - Legacy	1693770 - 2923H
1693116 - Legacy	1693134 - 2925	1693561 - Legacy	1693771 - Legacy
1693118 - Legacy	1693136 - 2920LC	1693562 - 2025	

Hydrostatic Pump - SERVICE PARTS

NOTE: Unless noted otherwise, use the standard hardware torque specification chart.

1717052



Note: Parts with a letter are included in the corresponding kits as noted.

The above parts group applies to the following Mfg. Nos.:

1692870 - Legacy	1693124 - 2020	1693219 - Legacy	1693563 - 2925
1692871 - Legacy	1693126 - 2025	1693220 - 2920	1693764 - Legacy
1692872 - Legacy	1693128 - 2020LC	1693221 - 2020	1693769 - 2023H
1693114 - Legacy	1693132 - 2920	1693250 - Legacy	1693770 - 2923H
1693116 - Legacy	1693134 - 2925	1693561 - Legacy	1693771 - Legacy
1693118 - Legacy	1693136 - 2920LC	1693562 - 2025	

Hydrostatic Pump - SERVICE PARTS

REF NO	PART NO.	QTY.	DESCRIPTION
1	1678975SM	1	HOUSING ASSEMBLY (Includes Ref. Nos. 49, 43 & 44)
2	1652194SM	1	SHAFT, Trunnion
3	1652231SM	1	BEARING, Ball
4	1678987SM	1	SHAFT, Pump
5	1673533SM	1	PLATE, Swash
6	1652226SM	3	PIN, Spring
7	1673532SM	2	PLATE, Thrust
8	1673535SM	2	BLOCK, Cylinder
9	1652217SM	2	PLUG, Hex Head
10	2821884SM	2	O" RING
11	1652216SM	4	KIT, Shim Pack
12	1700813SM	1	SPRING, Rel. Valve
13	1652214SM	2	CONE, Rel. Valve
14	2860625SM	4	PLUG, Pipe
15	1652212SM	2	CAPSCREW, 12 Pt.
16	1652207SM	1	O" RING
17	1678985SM	1	GEROTOR
18	1678984SM	1	PIN, Straight
19	1678983SM	1	HOUSING, Charge Pump
20	1678979SM	1	BEARING, Roller
21	1678981SM	1	SEAL, Lip
22	1920415SM	2	CAPSCREW, Hex Head, 3/6-16 x 1-1/4
23	1927531SM	2	CAPSCREW, Hex Head, 7/16-14 x 2
24	1918199SM	2	WASHER, Flat
25	1650954SM	1	FILTER ASSEMBLY
26	1671699SM	1	UNION, Filter
27	1652196SM	2	O" RING
28	1652197SM	2	PLUG, Hex Head. (Includes Ref. No. 27)
29	1671665SM	1	PLUG, Pipe (Includes Ref. No. 27)
30	1923701SM	4	CAPSCREW, Hex Head, 3/8-16 x 2
31	1652253SM	1	SPRING, Rel. Valve
32	1678979SM	2	BEARING, Roller
33	1678980SM	1	SECTION, Center
34	1652223SM	1	PLATE, Valve (Pump)
35	1652224SM	2	PIN, Headless, St.
36	1652189SM	1	PLATE, Valve (Motor)
37	1652221SM	2	O" RING
38	1652220SM	2	RING, Back-Up
39	1652219SM	2	O" RING
40	*	1	SHAFT, Motor (See Repair Kit "E")

Footnotes

Note* Sold only as part of Shaft & Snap Ring Repair Kit (P/N 1703993).

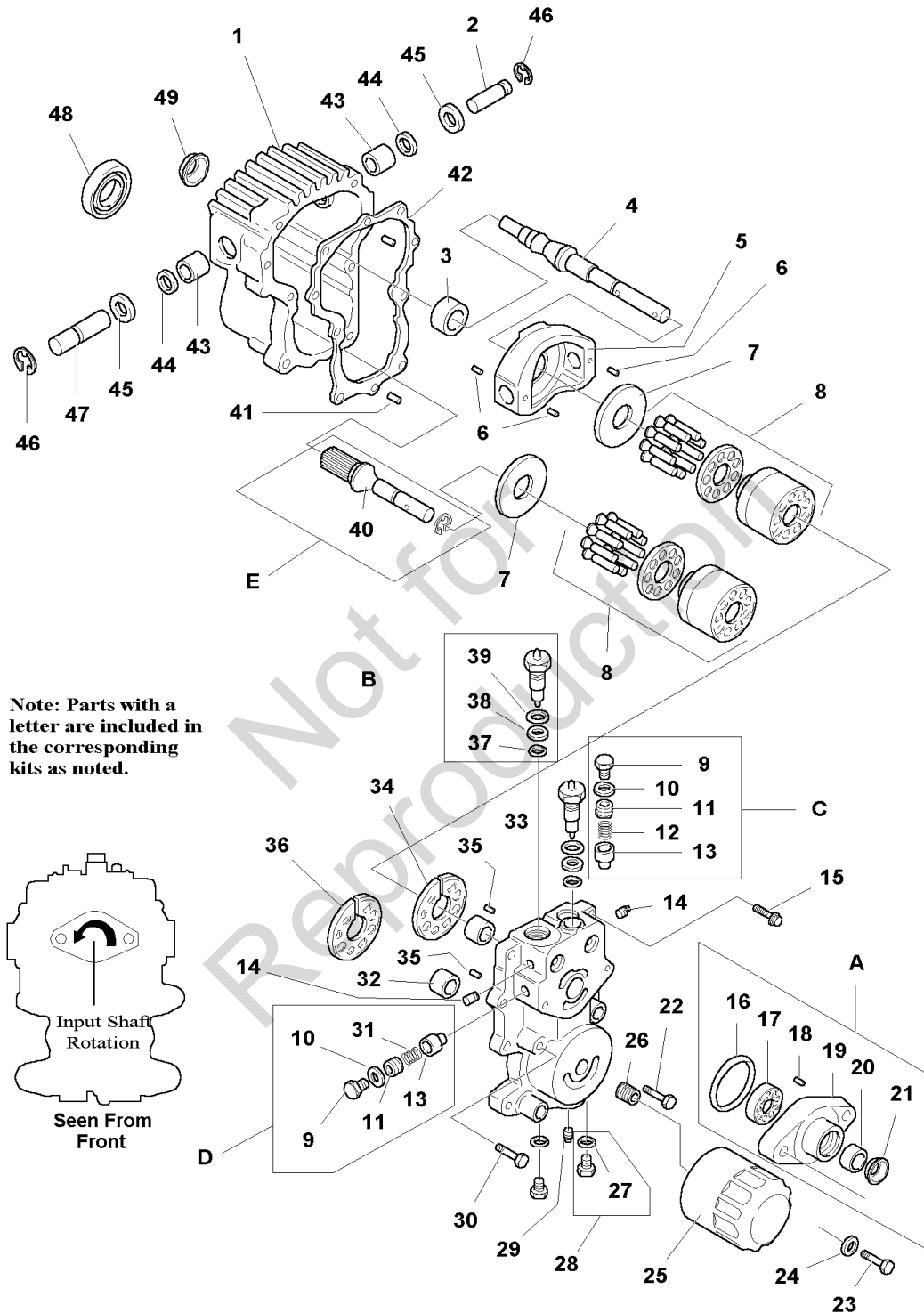
The above parts group applies to the following Mfg. Nos.:

1692870 - Legacy	1693124 - 2020	1693219 - Legacy	1693563 - 2925
1692871 - Legacy	1693126 - 2025	1693220 - 2920	1693764 - Legacy
1692872 - Legacy	1693128 - 2020LC	1693221 - 2020	1693769 - 2023H
1693114 - Legacy	1693132 - 2920	1693250 - Legacy	1693770 - 2923H
1693116 - Legacy	1693134 - 2925	1693561 - Legacy	1693771 - Legacy
1693118 - Legacy	1693136 - 2920LC	1693562 - 2025	

Hydrostatic Pump - SERVICE PARTS

NOTE: Unless noted otherwise, use the standard hardware torque specification chart.

1717052



Note: Parts with a letter are included in the corresponding kits as noted.

The above parts group applies to the following Mfg. Nos.:

1692870 - Legacy	1693124 - 2020	1693219 - Legacy	1693563 - 2925
1692871 - Legacy	1693126 - 2025	1693220 - 2920	1693764 - Legacy
1692872 - Legacy	1693128 - 2020LC	1693221 - 2020	1693769 - 2023H
1693114 - Legacy	1693132 - 2920	1693250 - Legacy	1693770 - 2923H
1693116 - Legacy	1693134 - 2925	1693561 - Legacy	1693771 - Legacy
1693118 - Legacy	1693136 - 2920LC	1693562 - 2025	

Hydrostatic Pump - SERVICE PARTS

REF NO	PART NO.	QTY.	DESCRIPTION
41	1652185SM	2	PIN, Headless
42	1652184SM	1	GASKET
43	1652251SM	2	BEARING, Needle
44	1652234SM	2	SEAL, Up
45	1652235SM	2	WASHER
46	1652192SM	2	RING, Retaining
47	1652183SM	1	SHAFT, Trunnion
48	1678977SM	1	BEARING, Ball
49	1612093SM	1	SEAL, Lip
A	1678988SM		CHARGE PUMP KIT (Includes Ref. Nos. 16, 17, 18, 19, 20 & 21)
B	1673537SM		CHECK VALVE ASSEMBLY (Includes Ref. Nos. 37, 38 & 39)
C	1700812SM		RELIEF VALVE KIT (Includes Ref. Nos. 9, 10, 11, 12 & 13)
D	1673538SM		RELIEF VALVE KIT (Includes Ref. Nos. 9, 10, 11, 13 & 31)
E	1703993SM		SHAFT & SNAP RING KIT

Not for
Reproduction

Footnotes

Note* Sold only as part of Shaft & Snap Ring Repair Kit (P/N 1703993).

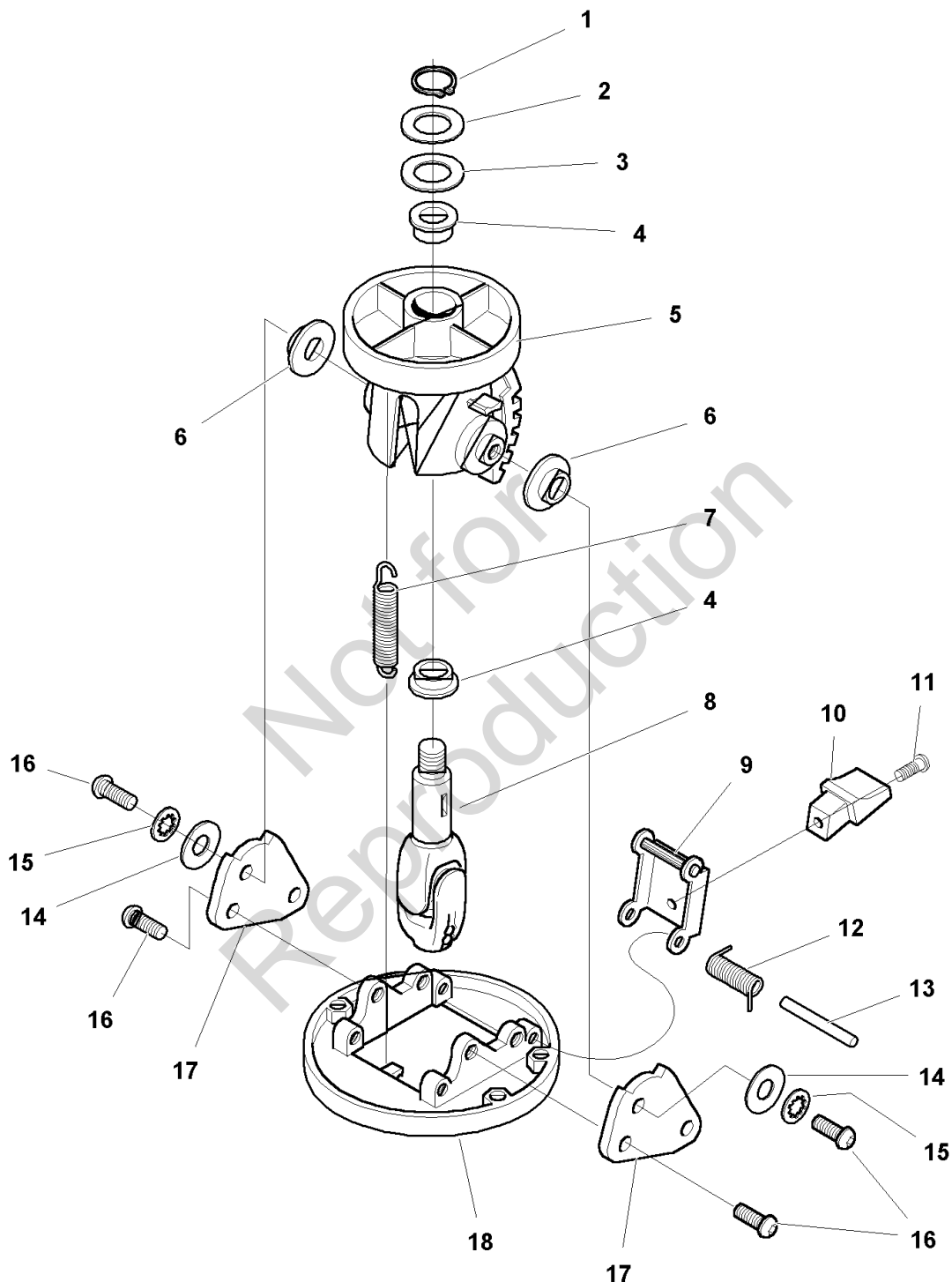
The above parts group applies to the following Mfg. Nos.:

1692870 - Legacy	1693124 - 2020	1693219 - Legacy	1693563 - 2925
1692871 - Legacy	1693126 - 2025	1693220 - 2920	1693764 - Legacy
1692872 - Legacy	1693128 - 2020LC	1693221 - 2020	1693769 - 2023H
1693114 - Legacy	1693132 - 2920	1693250 - Legacy	1693770 - 2923H
1693116 - Legacy	1693134 - 2925	1693561 - Legacy	1693771 - Legacy
1693118 - Legacy	1693136 - 2920LC	1693562 - 2025	

Tilt Assembly - SERVICE PARTS

NOTE: Unless noted otherwise, use the standard hardware torque specification chart.

1716258



The above parts group applies to the following Mfg. Nos.:

1692870 - Legacy	1693124 - 2020	1693219 - Legacy	1693563 - 2925
1692871 - Legacy	1693126 - 2025	1693220 - 2920	1693764 - Legacy
1692872 - Legacy	1693128 - 2020LC	1693221 - 2020	1693769 - 2023H
1693114 - Legacy	1693132 - 2920	1693250 - Legacy	1693770 - 2923H
1693116 - Legacy	1693134 - 2925	1693561 - Legacy	1693771 - Legacy
1693118 - Legacy	1693136 - 2920LC	1693562 - 2025	

Tilt Assembly - SERVICE PARTS

REF NO	PART NO.	QTY.	DESCRIPTION
1	1718742SM	1	RING, Retaining
2	1718743SM	1	WASHER
3	1715202SM	1	WASHER, Spring Wave
4	1718739SM	2	BUSHING
5	*	1	SUPPORT, Wheel Shaft
6	1718738	2	BUSHING
7	1718736SM	1	SPRING, Tilt
8	*	1	ASSEMBLY, Wheel Shaft
9	1686943SM	1	ASSEMBLY, Latch
10	1718744SM	1	LEVER, Release
11	1718745SM	1	CAPSCREW
12	*	1	SPRING, Latch
13	*	1	SHAFT, Latch
14	1718746SM	2	WASHER
15	1718747SM	2	LOCKWASHER, Internal Tooth
16	1718741SM	6	CAPSCREW
17	*	2	PLATE, Support
18	*	1	BASE

Not for
Reproduction

Footnotes

Note* Not Serviced Separately. Order Steering Tilt Assembly 1716258.

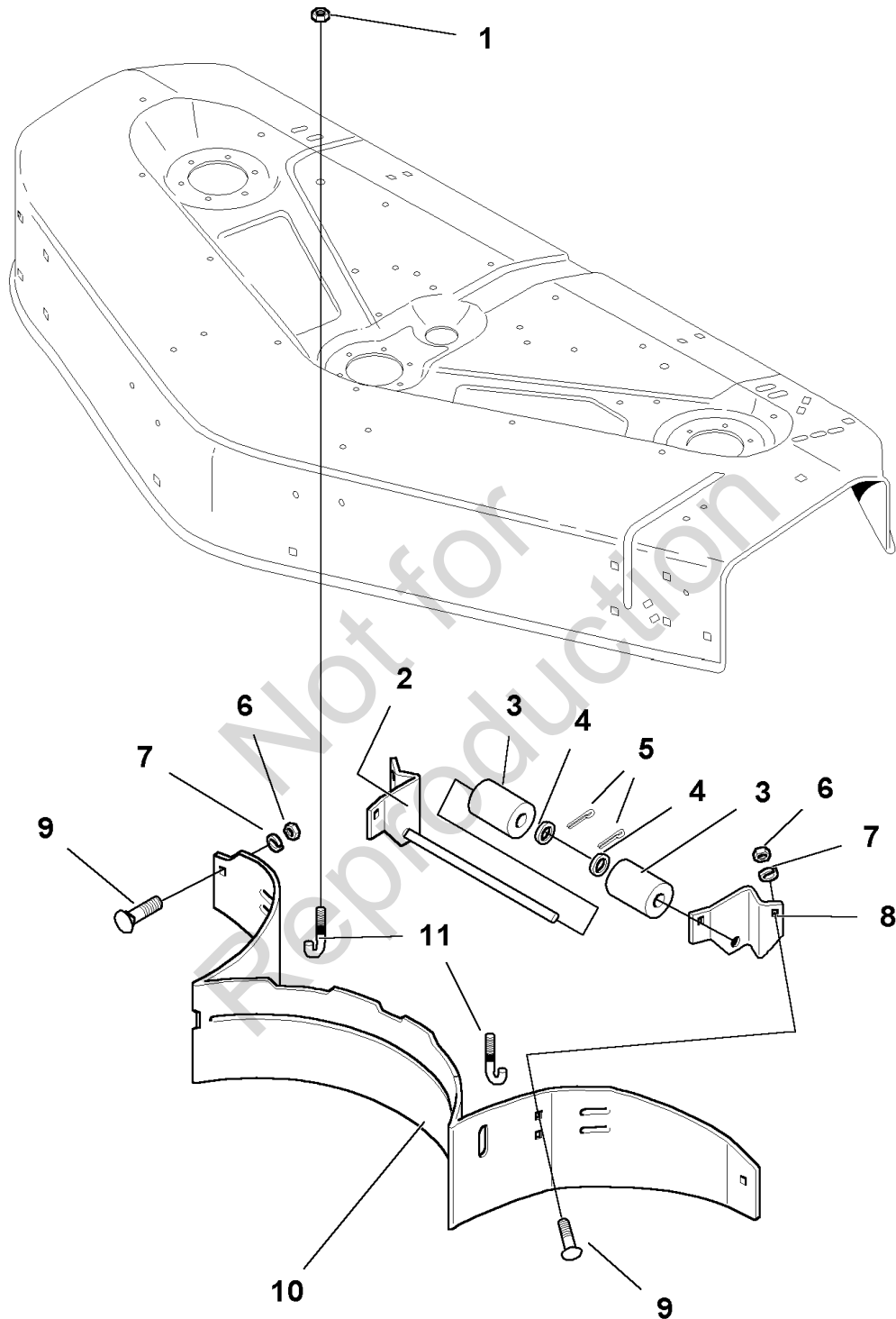
The above parts group applies to the following Mfg. Nos.:

1692870 - Legacy	1693124 - 2020	1693219 - Legacy	1693563 - 2925
1692871 - Legacy	1693126 - 2025	1693220 - 2920	1693764 - Legacy
1692872 - Legacy	1693128 - 2020LC	1693221 - 2020	1693769 - 2023H
1693114 - Legacy	1693132 - 2920	1693250 - Legacy	1693770 - 2923H
1693116 - Legacy	1693134 - 2925	1693561 - Legacy	1693771 - Legacy
1693118 - Legacy	1693136 - 2920LC	1693562 - 2025	

48" Mower Deck - Baffle & Inner Roller Group

BF85507

NOTE: Unless noted otherwise,
use the standard hardware torque
specification chart.



The above parts group applies to the following Mfg. Nos.:

- 1692863 - 48" Mower
- 1693122 - 48" Mower
- 1693252 - 48" Mower
- 1694138 - 48" Mower

48" Mower Deck - Baffle & Inner Roller Group

REF NO	PART NO.	QTY.	DESCRIPTION
1	1923362SM	2	NUT, Hex Centerlock, 5/16-18
2	2108454ASM	1	BRACKET & SHAFT ASSEMBLY, Inner
3	1668513SM	2	ROLLER ASSEMBLY
4	1960020SM	2	WASHER
5	1918458SM	2	COTTER PIN
6	1917372SM	4	NUT, Hex, 5/16
7	1917356SM	4	LOCKWASHER, 5/16
8	2108224ASM	1	BRACKET, Inner, LH
9	1931333SM	4	CARRIAGE BOLT, 5/16-18 x 3/4
10	1674774ASM	1	BAFFLE ASSEMBLY
11	1679385SM	2	SCREW-HOOK, Baffle

Not for
Reproduction

Footnotes

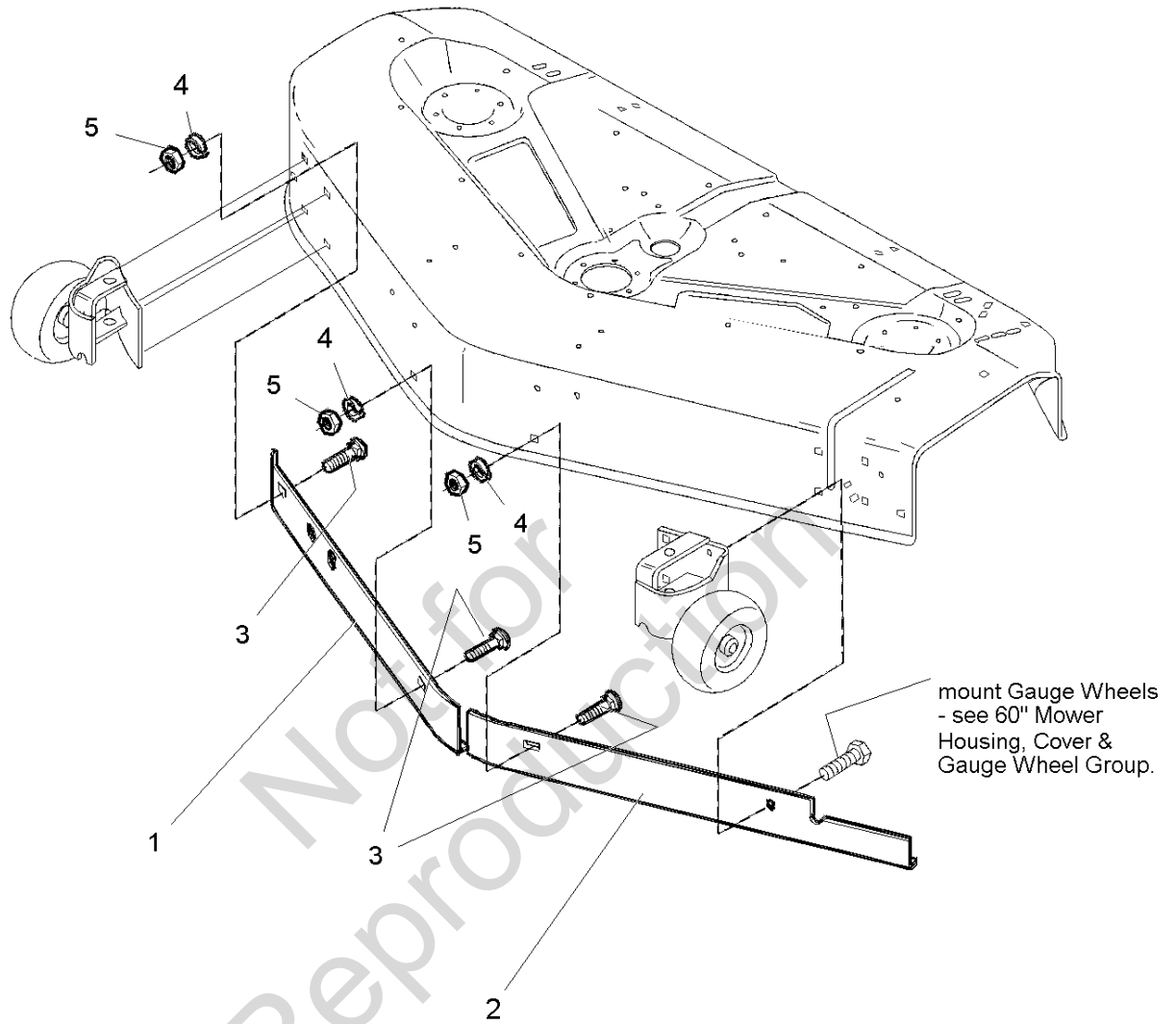
The above parts group applies to the following Mfg. Nos.:

1692863 - 48" Mower
1693122 - 48" Mower
1693252 - 48" Mower
1694138 - 48" Mower

48" Mower Deck - Baffles (Export Models)

1687641

NOTE: Unless noted otherwise,
use the standard hardware torque
specification chart.



The above parts group applies to the following Mfg. Nos.:

1693252 - 48" Mower

48" Mower Deck - Baffles (Export Models)

REF NO	PART NO.	QTY.	DESCRIPTION
1	1718566SM	1	BAFFLE, RH
2	1718565SM	1	BAFFLE, LH
3	1931350SM	3	CARRIAGE BOLT, 3/8-16 x 1
4	1916965SM	3	LOCKWASHER, 3/8
5	1916950SM	3	NUT, 3/8-16

Not for
Reproduction

Footnotes

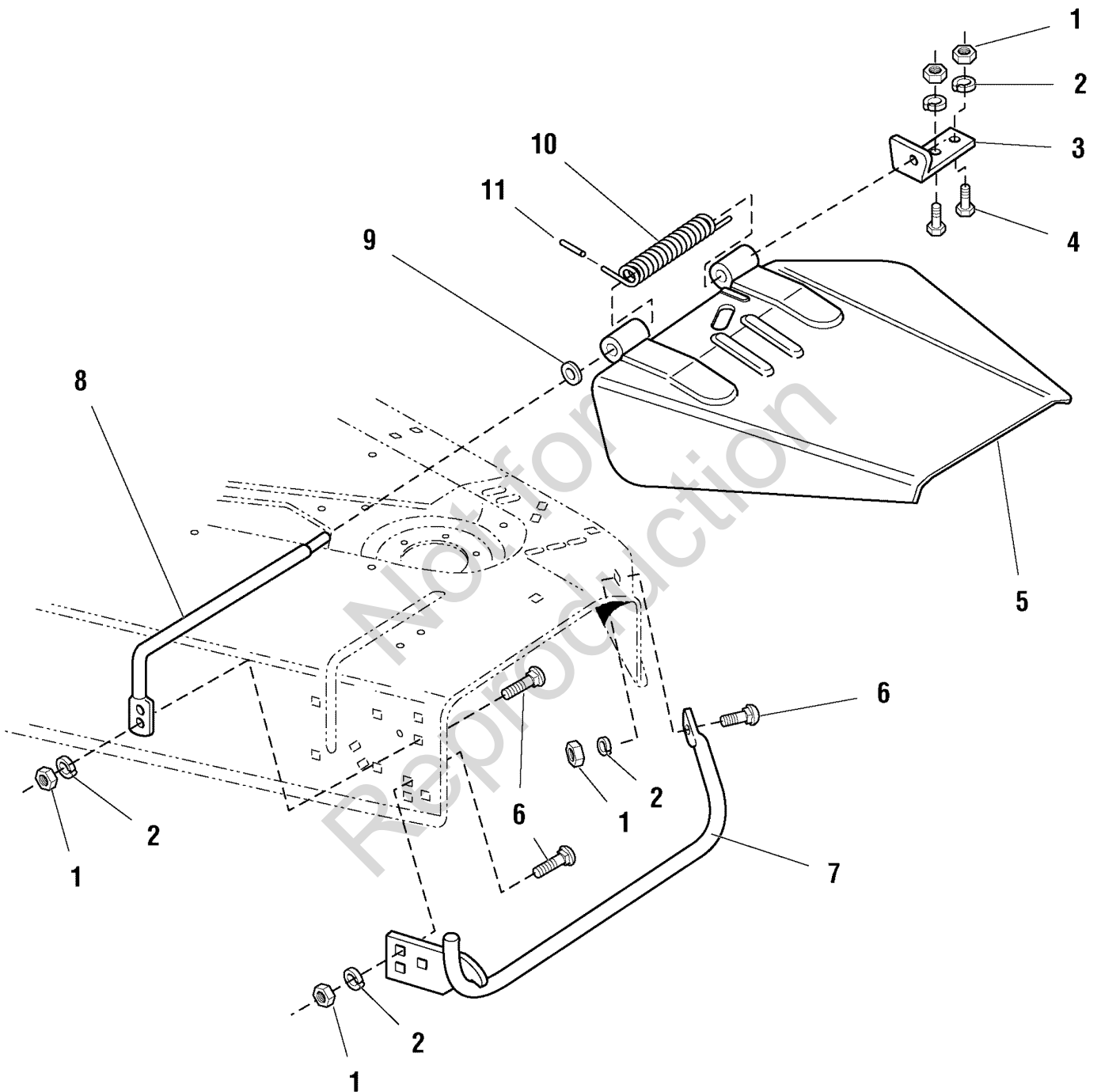
The above parts group applies to the following Mfg. Nos.:

1693252 - 48" Mower

48" Mower Deck - Deflector & Stone Guard Group

985503

NOTE: Unless noted otherwise,
use the standard hardware torque
specification chart.



The above parts group applies to the following Mfg. Nos.:

- 1692863 - 48" Mower
- 1693122 - 48" Mower
- 1693252 - 48" Mower
- 1694138 - 48" Mower

48" Mower Deck - Deflector & Stone Guard Group

REF NO	PART NO.	QTY.	DESCRIPTION
1	1916950SM	7	NUT, Hex, 3/8-16
2	1916965SM	7	LOCKWASHER, 3/8
3	1676203A	1	BRACKET
4	1921210SM	2	CAPSCREW, Hex Head, 3/8-16 x 1
5	1677157CSM	1	DEFLECTOR ASSEMBLY
6	1931350SM	5	CARRIAGE BOLT, 3/8-16 x 1
7	1677261ASM	1	STONE GUARD
8	1676208SM	1	ROD, Hinge
9	1924366SM	2	WASHER, Plain
10	1676213SM	1	SPRING, Torsion
11	1723322SM	1	CAP, Spring End

Not for
Reproduction

Footnotes

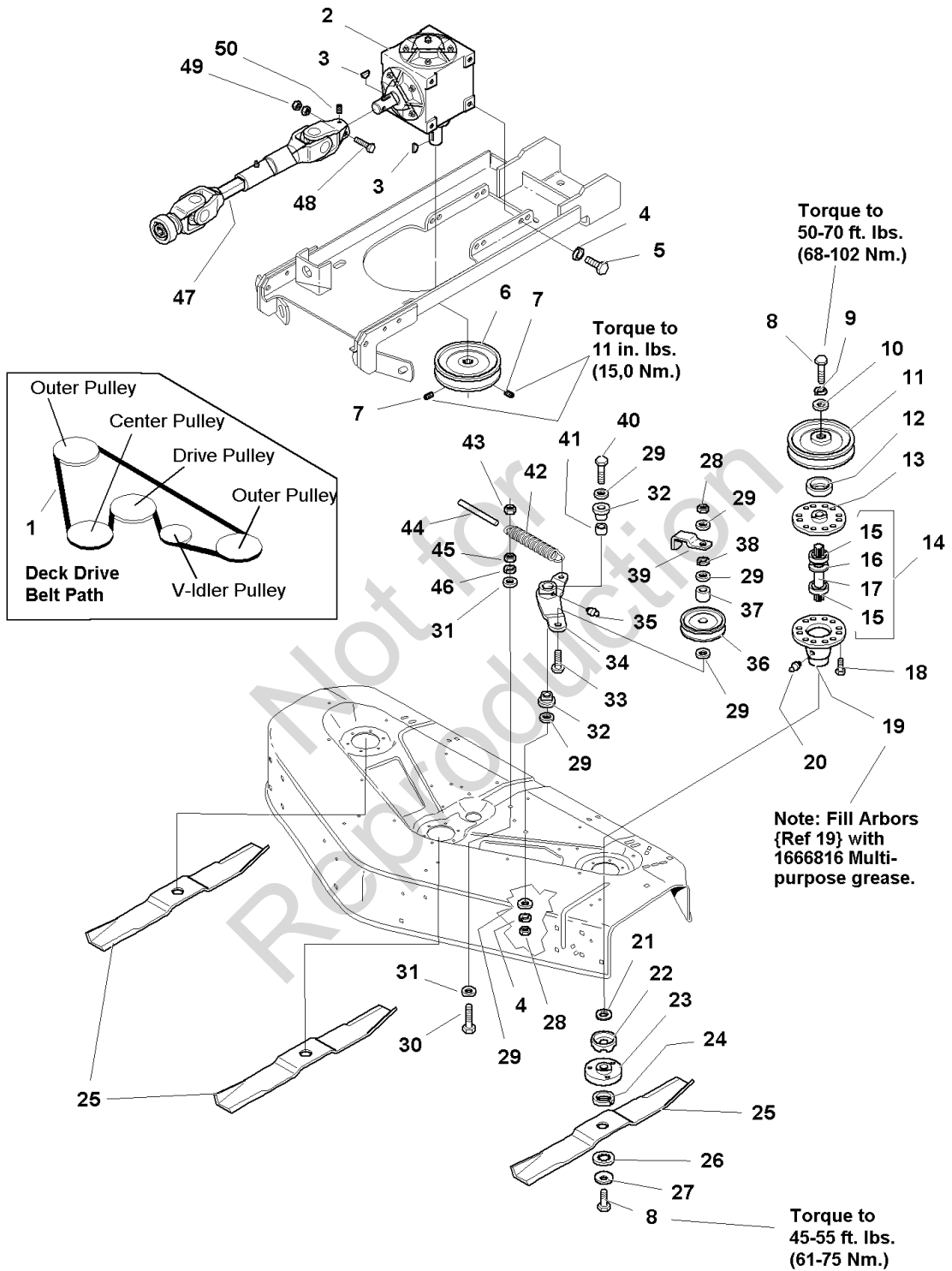
The above parts group applies to the following Mfg. Nos.:

1692863 - 48" Mower
1693122 - 48" Mower
1693252 - 48" Mower
1694138 - 48" Mower

48" Mower Deck - Drive, Belt, Arbor & Blade Group

985163

NOTE: Unless noted otherwise, use the standard hardware torque specification chart.



The above parts group applies to the following Mfg. Nos.:

- 1692863 - 48" Mower
- 1693122 - 48" Mower
- 1693252 - 48" Mower
- 1694138 - 48" Mower

48" Mower Deck - Drive, Belt, Arbor & Blade Group

REF NO	PART NO.	QTY.	DESCRIPTION
1	1675342SM	1	BELT, Deck, Double V
2	1717069SM	1	GEAR BOX (See Gear Box Service Parts)
3	2822138SM	2	KEY
4	1916965SM	5	LOCKWASHER, 3/8
5	1921965SM	4	CAPSCREW, Hex Head, 3/8-16 x 3/4
6	1674643SM	1	PULLEY ASSEMBLY
7	1928721SM	2	SETSCREW, 5/16-18 x 1/2
8	2823471SM	6	CAPSCREW, Hex Head, 7/16-14 x 1-1/4, G8
9	1918199SM	3	LOCKWASHER, 7/16
10	1933263SM	3	WASHER, 7/16
11	1678663C	3	PULLEY ASSEMBLY
12	1657969SM	3	SHIELD, Bearing Upper, Arbor
13	1655729ASM	3	ARBOR HOUSING, Top
14	1676278A	3	ARBOR SHAFT & BEARING ASSEMBLY, Complete (Includes Ref. Nos. 15, 16, & 17)
15	2108202SM	6	BEARING
16	1707335SM	3	GASKET, Foam
17	1676277SM	3	ARBOR SHAFT
18	1664847SM	18	CAPSCREW, Hex Head, Taptite, 5/16-18 x 3/4
19	1703273ASM	3	HOUSING ASSEMBLY, Bottom (Includes Ref. No. 20)
20	1704314SM	3	FITTING, Lube
21	1700230SM	3	WASHER, Shim
22	1700229SM	3	SHIELD, Grass
23	1655777SM	3	ADAPTER, Blade
24	1657528SM	3	RING, Self Locking
25	1679916ASM	3	BLADE
26	1679711SM	3	WASHER, Spline
27	1656916SM	3	WASHER, Spring
28	1916950SM	2	NUT, Hex, 3/8-16
29	1924940SM	6	WASHER, Plain, 3/8
30	1921977SM	1	CAPSCREW, Hex, 5/16-18 x 1 3/4
31	1919326SM	2	WASHER, Plain 5/16
32	1676148SM	2	BUSHING
33	1960268SM	1	CARRIAGE BOLT, 3/8-16 x 1 1/4
34	1700395SM	1	IDLER ARM ASSEMBLY
35	2815019SM	1	LUBE FITTING
36	1725372SM	1	PULLEY, Idler
37	2157081SM	1	SPACER
38	1916803SM	1	WASHER, Internal Lock
39	1679486SM	1	STOP BRACKET, Idler
40	1923701SM	1	CAPSCREW, Hex Head, 3/8-16 x 2

Footnotes

Note* See Service Parts for Drive Shaft - SERVICE PARTS

Note* See Service Parts for Gearbox - SERVICE PARTS

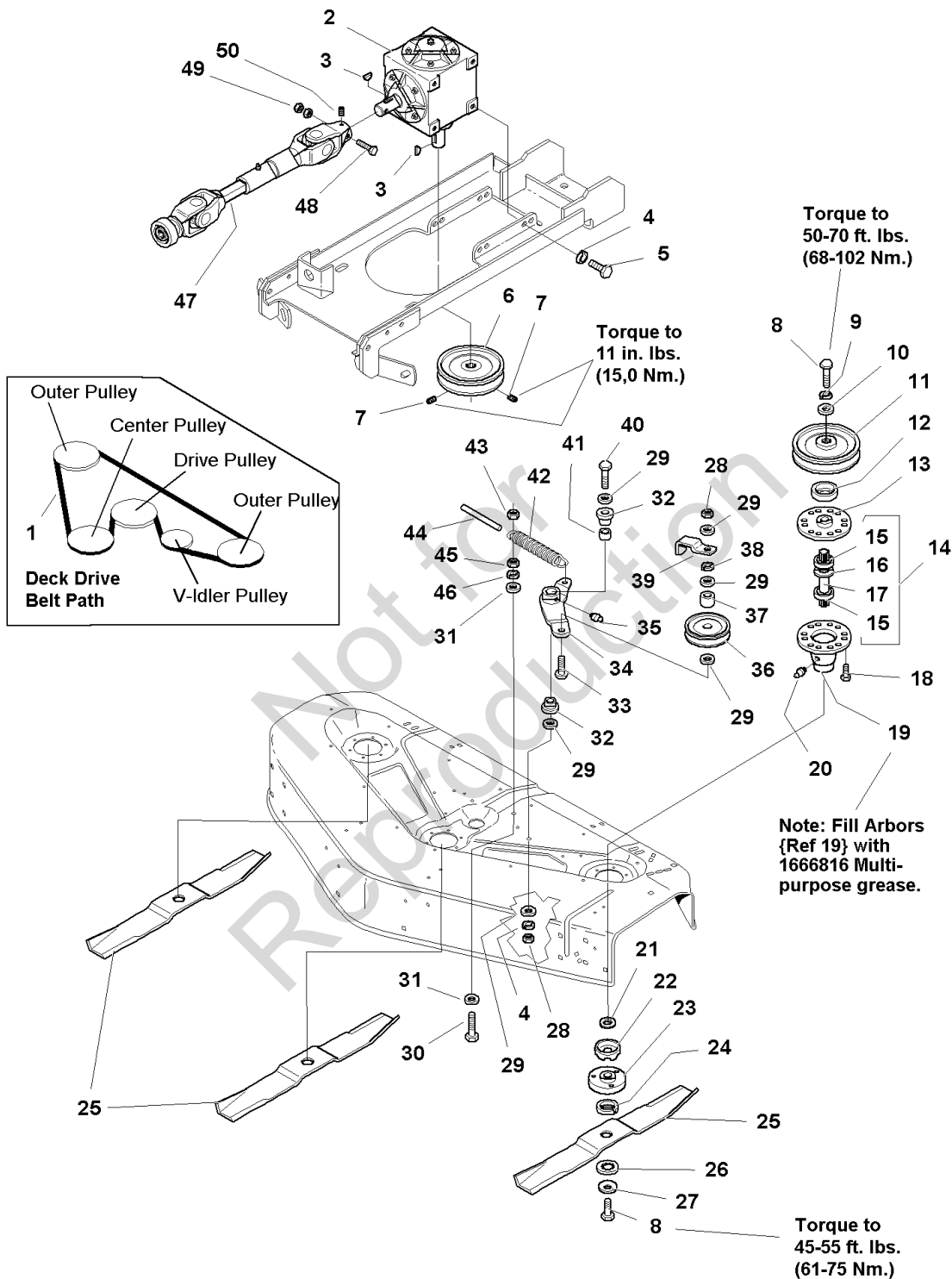
The above parts group applies to the following Mfg. Nos.:

1692863 - 48" Mower
 1693122 - 48" Mower
 1693252 - 48" Mower
 1694138 - 48" Mower

48" Mower Deck - Drive, Belt, Arbor & Blade Group

985163

NOTE: Unless noted otherwise, use the standard hardware torque specification chart.



The above parts group applies to the following Mfg. Nos.:

- 1692863 - 48" Mower
- 1693122 - 48" Mower
- 1693252 - 48" Mower
- 1694138 - 48" Mower

48" Mower Deck - Drive, Belt, Arbor & Blade Group

REF NO	PART NO.	QTY.	DESCRIPTION
41	1674669SM	1	SPACER
42	1674671SM	1	SPRING, Extension
43	1923362SM	1	NUT, Hex Lock, 5/16-18
44	1716960SM	1	ROD, Spring Stop
45	1917372SM	1	NUT, Hex, 5/16-18
46	1917356SM	1	LOCKWASHER, 5/16
47	1716482SM	1	DRIVE SHAFT, Complete (See Drive Shaft Service Parts)
48	1923282SM	1	CAPSCREW, Hex Head, 1/4-20 x 2 1/2
49	1923358SM	2	NUT, Hex Lock, 1/4-20
50	1930543SM	1	SETSCREW, 5/16-18 x 1/2

Not for
Reproduction

Footnotes

Note* See Service Parts for Drive Shaft - SERVICE PARTS

Note* See Service Parts for Gearbox - SERVICE PARTS

The above parts group applies to the following Mfg. Nos.:

1692863 - 48" Mower

1693122 - 48" Mower

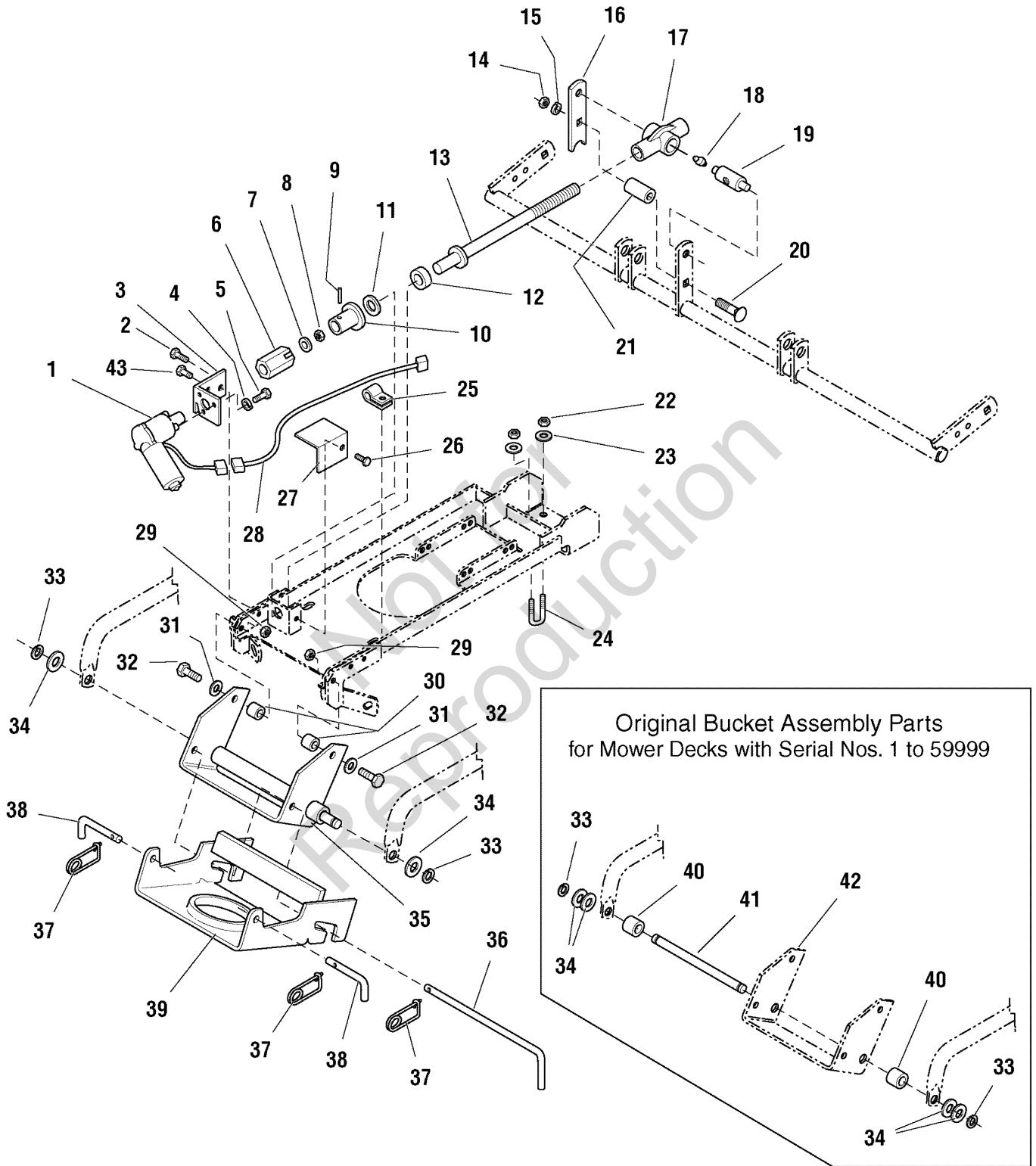
1693252 - 48" Mower

1694138 - 48" Mower

48" Mower Deck - Height Adjust & Hitch Group

NOTE: Unless noted otherwise,
use the standard hardware torque
specification chart.

J985505



The above parts group applies to the following Mfg. Nos.:

- 1692863 - 48" Mower
- 1693122 - 48" Mower
- 1693252 - 48" Mower
- 1694138 - 48" Mower

48" Mower Deck - Height Adjust & Hitch Group

REF NO	PART NO.	QTY.	DESCRIPTION
1	1715885SM	1	MOTOR, Electric Cutting Height Adjust
2	1960373SM	2	CAPSCREW, Hex Washer Head, Taptitek, 5/16-18 x 1, Black
3	1715875SM	1	BRACKET, Motor Mounting
4	1916964SM	3	LOCKWASHER, 1/4
5	1923341SM	3	CAPSCREW, Hex Head, 1/4-20 x 3/4
6	1715886SM	1	ADAPTER, Motor
7	1960353SM	1	WASHER, Plain, 1/4
8	1923358SM	1	NUT, Hex Centerlock, 1/4-20
9	1960581SM	1	ROLL PIN, 3/16 x 1 3/4
10	1715887SM	1	HUB, Shaft
11	1716998SM	1	WASHER, Nylon
12	1715891SM	1	BEARING, Thrust
13	1715888SM	1	SHAFT ASSEMBLY
14	1916951SM	1	NUT, Hex, 1/2-13
15	1916966SM	1	LOCKWASHER, 1/2
16	1715881ASM	1	LEVER
17	1716424SM	1	COVER, Rod
18	1704314SM	1	FITTING, Lube
19	1715892SM	1	TRUNNION
20	1960489SM	1	CARRIAGE BOLT, 1/2-13 x 2 1/2
21	1679166SM	1	SPACER
22	1919438SM	4	NUT, Hex Nylon Lock, 5/16-18
23	1919326SM	4	WASHER, Plain, 5/16
24	1678103SM	2	U-BOLT, Clamp
25	1708007SM	1	CLAMP
26	1924856SM	1	CAPSCREW, Hex Head, Taptite, 5/16-18 x 1/2
27	1717053SM	1	COVER
28	1716986SM	1	HARNESS, Mower lift
29	2860681SM	2	NUT, Hex Alm Insert Lock, 3/8-16
30	1708973SM	2	SPACER
31	1924940SM	2	WASHER, Plain, 3/8
32	1921969SM	2	CAPSCREW, Hex Head, 3/8-16 x 1 1/2
33	2153124SM	2	RETAINING RING, 5/8
34	1924366SM	2	WASHER, 5/8
35	1719567ASM	1	HITCH & SHAFT ASSEMBLY
36	1715872SM	1	ROD, Latch
37	2176012SM	3	PIN, Retainer
38	1717075SM	2	PIN, Hitch
39	1715868ASM	1	HITCH & BAR ASSEMBLY, Mower Front Hitch
40	1715871SM	2	SPACER

Footnotes

Note* If replacing bracket {Ref 42} on units prior to SN 60000, order PN 1719867 {Ref 35}. Spacer {Ref 40} and Shaft {Ref 41} are NO LONGER required as these are integral to the replacement bracket.

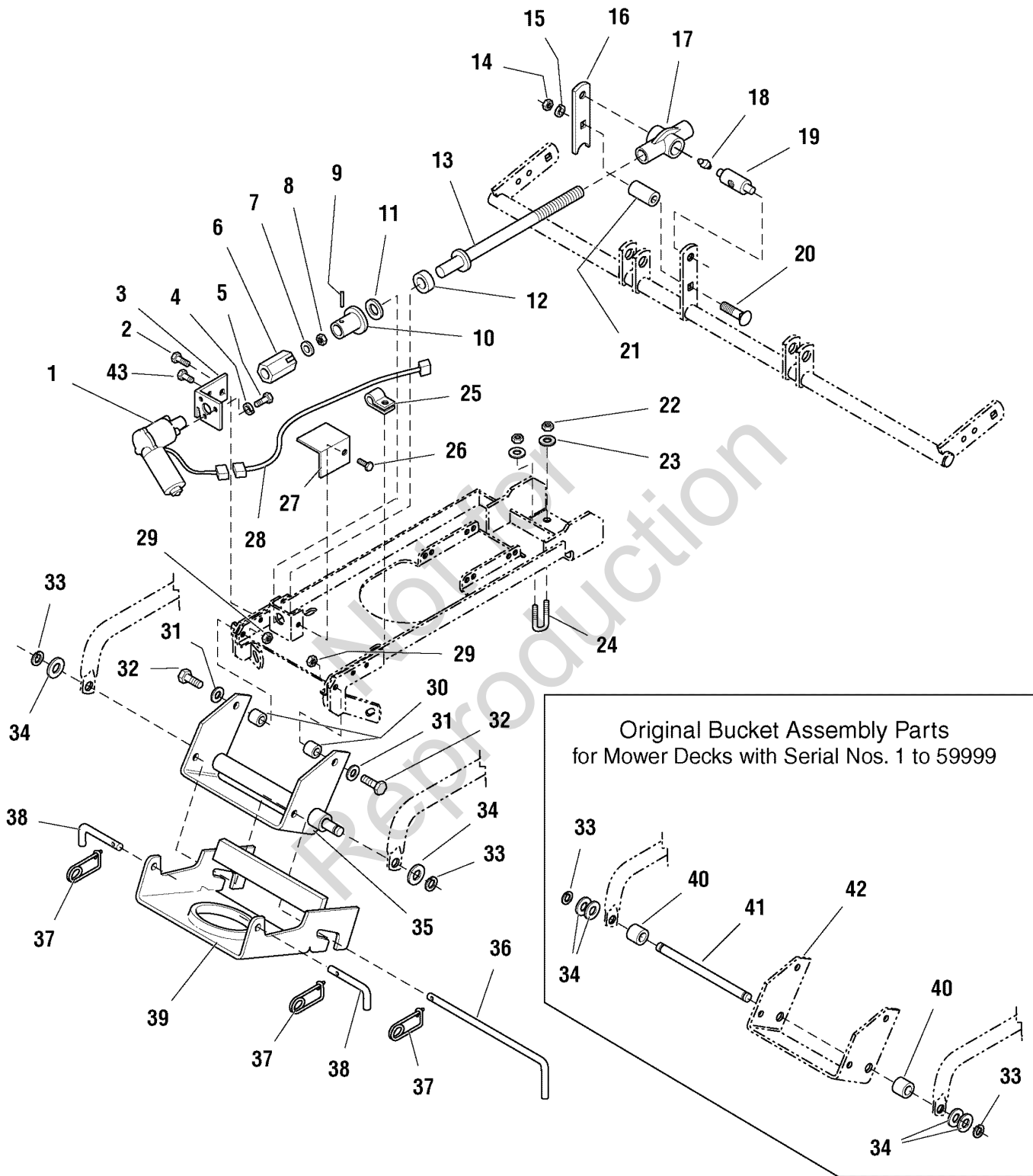
The above parts group applies to the following Mfg. Nos.:

1692863 - 48" Mower
1693122 - 48" Mower
1693252 - 48" Mower
1694138 - 48" Mower

48" Mower Deck - Height Adjust & Hitch Group

NOTE: Unless noted otherwise,
use the standard hardware torque
specification chart.

J985505



The above parts group applies to the following Mfg. Nos.:

- 1692863 - 48" Mower
- 1693122 - 48" Mower
- 1693252 - 48" Mower
- 1694138 - 48" Mower

48" Mower Deck - Height Adjust & Hitch Group

REF NO	PART NO.	QTY.	DESCRIPTION
41	1719567	1	SHAFT, Hitch
42	*	1	HITCH & SHAFT ASSEMBLY
43	1960541SM	1	CAPSCREW, Hex Washer Head, Taptite 5/16-18 x 3/4 Black

Not for
Reproduction

Footnotes

Note* If replacing bracket {Ref 42} on units prior to SN 60000, order PN 1719867 {Ref 35}. Spacer {Ref 40} and Shaft {Ref 41} are NO LONGER required as these are integral to the replacement bracket.

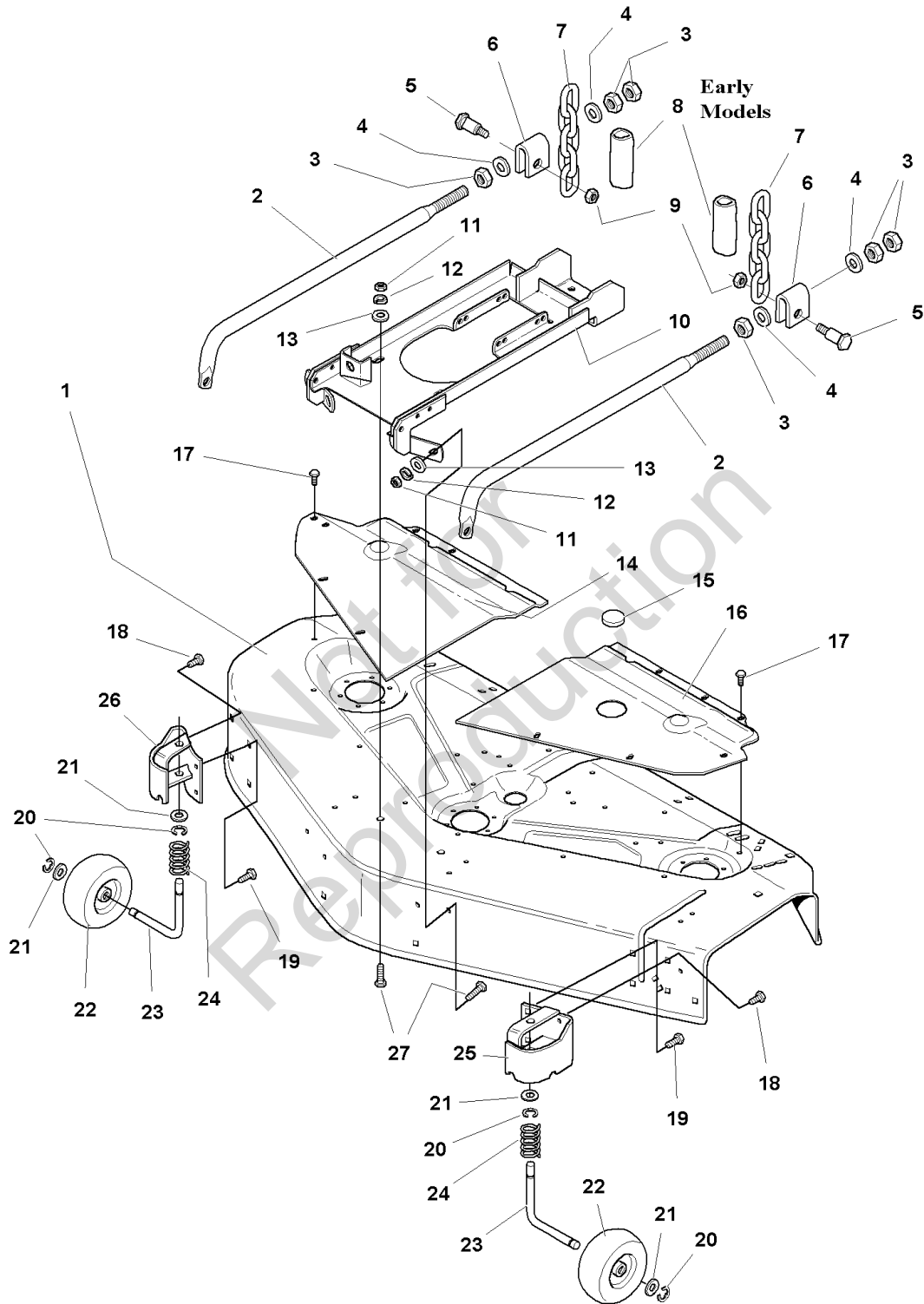
The above parts group applies to the following Mfg. Nos.:

1692863 - 48" Mower
1693122 - 48" Mower
1693252 - 48" Mower
1694138 - 48" Mower

48" Mower Deck - Housing, Cover & Gauge Wheel Group

985507

NOTE: Unless noted otherwise,
use the standard hardware torque
specification chart.



The above parts group applies to the following Mfg. Nos.:

- 1692863 - 48" Mower
- 1693122 - 48" Mower
- 1693252 - 48" Mower
- 1694138 - 48" Mower

48" Mower Deck - Housing, Cover & Gauge Wheel Group

REF NO	PART NO.	QTY.	DESCRIPTION
1	1686731SM	1	HOUSING, 48" Mower Deck (Orange)
1	41716963	1	HOUSING, 48" Mower Deck (Red)
1	1687141SM	1	HOUSING, 48" Mower Deck (Solar Black)
2	1686868SM	2	ARM, Adjusting
3	1922014SM	6	NUT, Hex Jam, 5/8-18
4	1924366SM	4	WASHER, 5/8
5	2170135SM	2	BOLT, Shoulder, 1/2 x 1.53 - 3/8-16
6	1677182SM	2	TRUNNION
7	2107031SM	2	CHAIN, Lift
8	1686763SM	2	TUBE, Shrink Wrap (Early Models)
9	1930645SM	2	NUT, Hex Flange, Centerlock, 3/8-16
10	1715924SM	1	SUPPORT ASSEMBLY, 48 Mower Deck
11	1916950SM	8	NUT, Hex, 3/8-16
12	1916965SM	8	LOCKWASHER, 3/8
13	1924940SM	6	WASHER, 3/8
14	1679928C	1	COVER, RH, 48 Mower Deck (Orange)
14	1679928D	1	COVER, RH, 48 Mower Deck (Red)
14	1729552SM	1	COVER, RH, 48 Mower Deck (Solar Black)
15	1674020SM	1	PLUG, Cover
16	1679511C	1	COVER, LH, 48 Mower Deck (Orange)
16	1679511D	1	COVER, LH, 48 Mower Deck (Red)
16	1729551SM	1	COVER, LH, 48 Mower Deck (Solar Black)
17	1929000SM	10	CAPSCREW, Taptite, 1/4-20 x 3/8
18	1930601SM	4	CAPSCREW, Taptite, 5/16-18 x 5/8
19	1919326SM	4	CAPSCREW, Taptite, 5/16-18 x 1
20	1704420SM	4	KLIPRING, 5/8
21	1960020SM	4	WASHER, Plain, 5/8
22	1716353SM	2	WHEEL, Gauge
23	1716345A	2	SPINDLE, Gauge Wheel
24	1716346SM	2	SPRING, Compression
25	1716347C	1	BRACKET ASSEMBLY, LH Gauge
26	1716942C	1	BRACKET ASSEMBLY, RH Gauge
27	1921210SM	6	CAPSCREW, Hex Head, 3/8-16 x 1

Footnotes

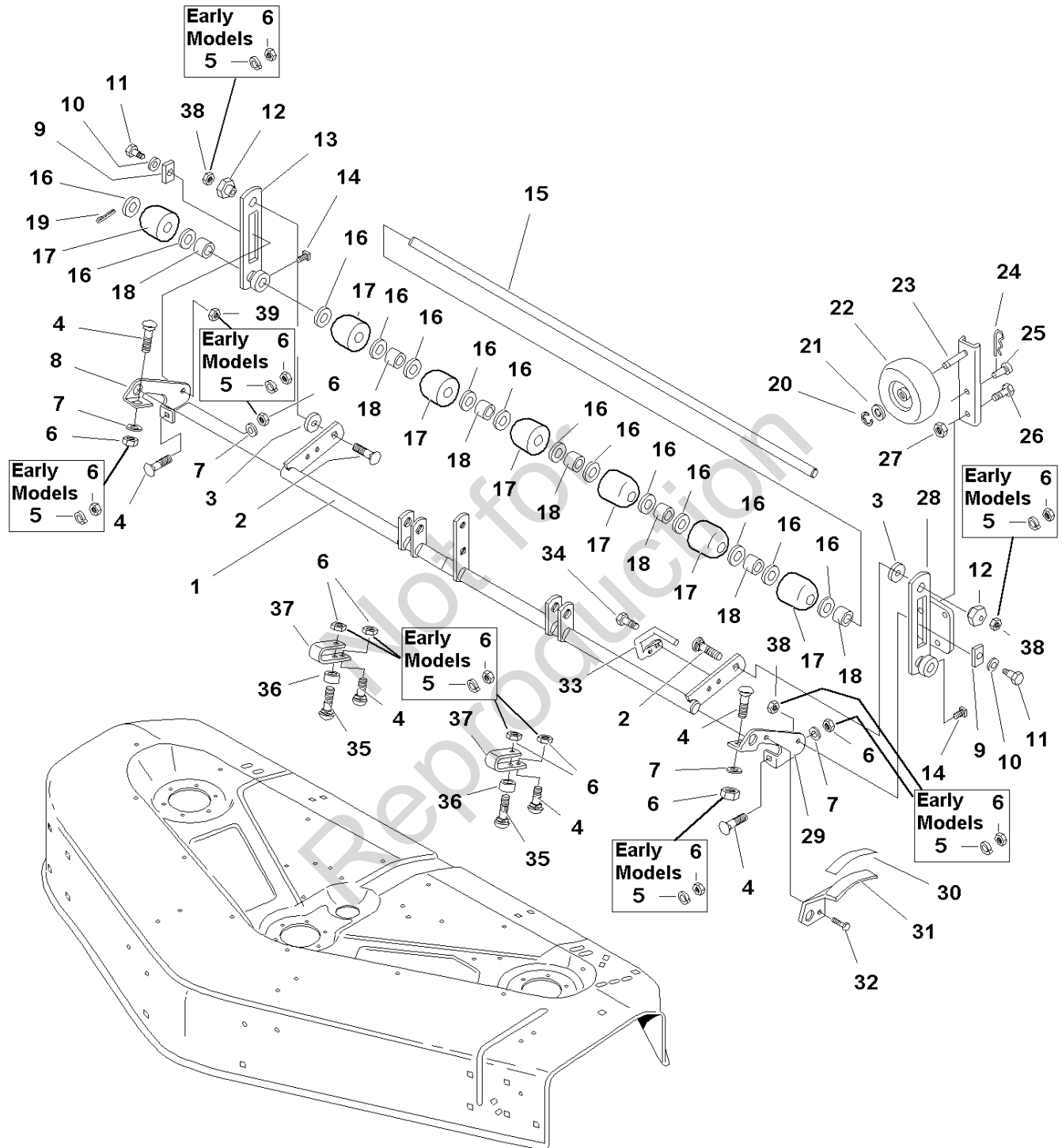
The above parts group applies to the following Mfg. Nos.:

1692863 - 48" Mower
 1693122 - 48" Mower
 1693252 - 48" Mower
 1694138 - 48" Mower

48" Mower Deck - Roller Bar Group - (Serial No. 1 to 59999)

NOTE: Unless noted otherwise, use the standard hardware torque specification chart.

S085505



The above parts group applies to the following Mfg. Nos.:

- 1692863 - 48" Mower
- 1693122 - 48" Mower
- 1693252 - 48" Mower
- 1694138 - 48" Mower

48" Mower Deck - Roller Bar Group - (Serial No. 1 to 59999)

REF NO	PART NO.	QTY.	DESCRIPTION
1	1715926ASM	1	ROCKER SHAFT ASSEMBLY
2	1931353SM	2	CARRIAGE BOLT, 3/8-16 x 1-3/4
3	1960071SM	2	WASHER, 3/8
4	1931350SM	12	CARRIAGE BOLT, 3/8-16 x 1
5	1916965SM	12	LOCKWASHER, 3/8 (Early Models)
6	1916950SM	12	NUT, Hex, Full, 3/8-16 (Early Models)
6	1922694SM	6	NUT, Hex Lock, ESNA, 3/8-16 (Later Models)
7	1924940SM	4	WASHER, Plain, 3/8
8	1716982ASM	1	BRACKET, Roller, RH
9	1677507SM	2	SLIDE
10	1924361SM	2	WASHER, 1/2 x 1-1/4
11	2172622SM	2	BOLT, Shoulder
12	1704082SM	2	NUT, Adjuster, Eccentric
13	1715882ASM	1	BAR ASSEMBLY, Roller, LH
14	1928721SM	2	SET SCREW, Square Head, 5/16-18 x 1/2, G8
15	1719651ASM	1	SHAFT, Roller
16	2860156SM	14	WASHER, 1.0
17	1678043SM	7	ROLLER
18	1701873SM	7	SPACER, Short
19	1918459SM	1	PIN, Cotter
20	2158399SM	1	E-RING, 1/2
21	1960027SM	1	WASHER, Flat, 1/2 x 7/8
22	1714760SM	1	WHEEL, Slide
23	1716343ASM	1	BAR ASSEMBLY, Wheel
24	1960074SM	1	HAIRPIN
25	1708298SM	1	HITCH PIN, 3/8
26	1921210SM	1	CAPSCREW, Hex Head, 3/8-16 x 1
27	1919439SM	1	NUT, Hex, Nylon Lock, 3/8-16
28	1716341ASM	1	BAR ASSEMBLY, Roller, RH
29	1716983ASM	1	BRACKET, Roller, LH
30	1717583SM	1	DECAL, Cutting Height Indicator
31	1716480ASM	1	PLATE, Height Indicator
32	1929000SM	1	CAPSCREW, Hex Head, Taptite, 1/4-20 x 3/8
33	1716481SM	1	ROD, Indicator
34	1924856SM	1	CAPSCREW, Hex Head, Taptite, 5/16-18 x 1/2
35	1931355SM	2	CARRIAGE BOLT, 3/8-16 x 2-1/4
36	1676088A	2	SPACER
37	1676087ASM	2	STRAP
38	2860681SM	4	NUT, Hex Alm Insert Lock, 3/8-16 (Later Models)

Footnotes

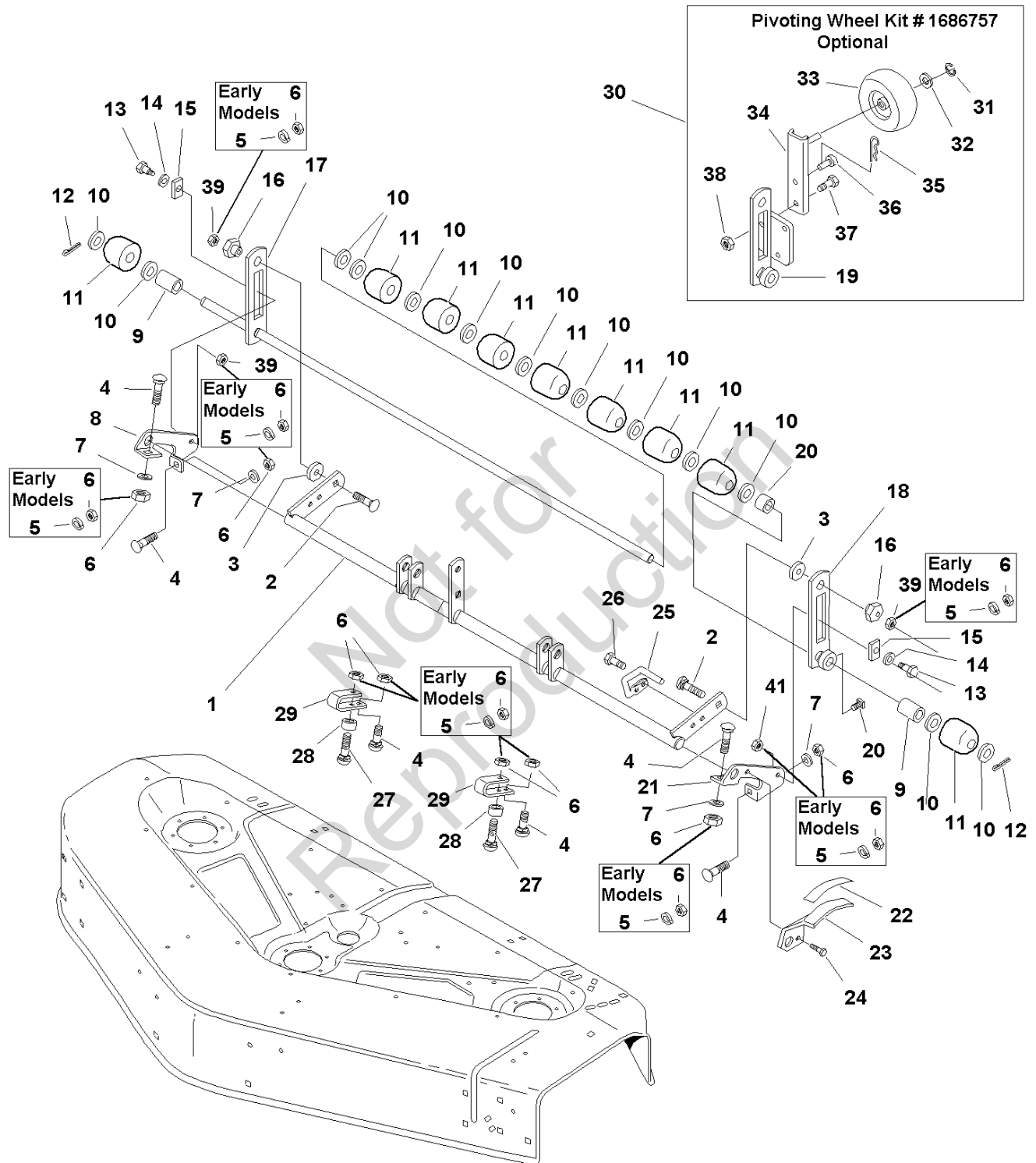
The above parts group applies to the following Mfg. Nos.:

1692863 - 48" Mower
1693122 - 48" Mower
1693252 - 48" Mower
1694138 - 48" Mower

48" Mower Deck - Roller Bar Group - (Serial No. 60000 and above)

NOTE: Unless noted otherwise, use the standard hardware torque specification chart.

S685505



The above parts group applies to the following Mfg. Nos.:

- 1692863 - 48" Mower
- 1693122 - 48" Mower
- 1693252 - 48" Mower
- 1694138 - 48" Mower

48" Mower Deck - Roller Bar Group - (Serial No. 60000 and above)

REF NO	PART NO.	QTY.	DESCRIPTION
1	1715926ASM	1	ROCKER SHAFT ASSEMBLY
2	1931353SM	2	CARRIAGE BOLT, 3/8-16 x 1-3/4
3	1960071SM	2	WASHER, 3/8
4	1931350SM	12	CARRIAGE BOLT, 3/8-16 x 1
5	1916965SM	12	LOCKWASHER, 3/8 (Early Models)
6	1916950SM	12	NUT, Hex, Full, 3/8-16 (Early Modles)
6	1922694SM	6	NUT, Hex Lock, ESNA, 3/8-16 (Later Models)
7	1924940SM	4	WASHER, Plain, 3/8
8	1716982ASM	1	BRACKET, Roller, RH
9	1714812SM	2	SPACER, Long
10	2860156SM	13	WASHER, 1.0
11	1678043SM	9	ROLLER, Outer
12	1918459SM	2	PIN, Cotter
13	2172622SM	2	BOLT, Shoulder
14	1924361SM	2	WASHER, 1/2 x 1-1/4
15	1677507SM	2	SLIDE
16	1704082SM	2	NUT, Adjuster, Eccentric
17	1719651ASM	1	BAR & SHAFT ASSEMBLY, Roller
18	1701873SM	1	SPACER, Short
19	1715882ASM	1	BAR ASSEMBLY, Roller, LH
19	1716341ASM	1	*BAR ASSEMBLY, Roller, LH (Included in Service Kit Ref. No. 32)
20	1928721SM	1	SET SCREW, Square Head, 5/16-18 x 1/2, G8
21	1716983ASM	1	BRACKET, Roller, LH
22	1717583SM	1	DECAL, Cutting Height Indicator
23	1716480ASM	1	PLATE, Height Indicator
24	1929000SM	1	CAPSCREW, Hex Head, Taptite, 1/4-20 x 3/8
25	1716481SM	1	ROD, Indicator
26	1924856SM	1	CAPSCREW, Hex Head, Taptite, 5/16-18 x 1/2
27	1931355SM	2	CARRIAGE BOLT, 3/8-16 x 2-1/4
28	1676088A	2	SPACER
29	1676087ASM	2	STRAP
30	1686757SM	1	KIT, 48" Mower Slide Wheel (Includes Ref. Nos. 21*, 33-40)
31	2158399SM	1	E-RING, 1/2
32	1960027SM	1	WASHER, Flat, 1/2 x 7/8
33	1714760SM	1	WHEEL, Slide
34	1716343ASM	1	BAR ASSEMBLY, Wheel
35	1960074SM	1	HAIRPIN
36	1708298SM	1	HITCH PIN, 3/8
37	1921210SM	1	CAPSCREW, Hex Head, 3/8-16 x 1
38	1919439SM	1	NUT, Hex, Nylon Lock, 3/8-16

Footnotes

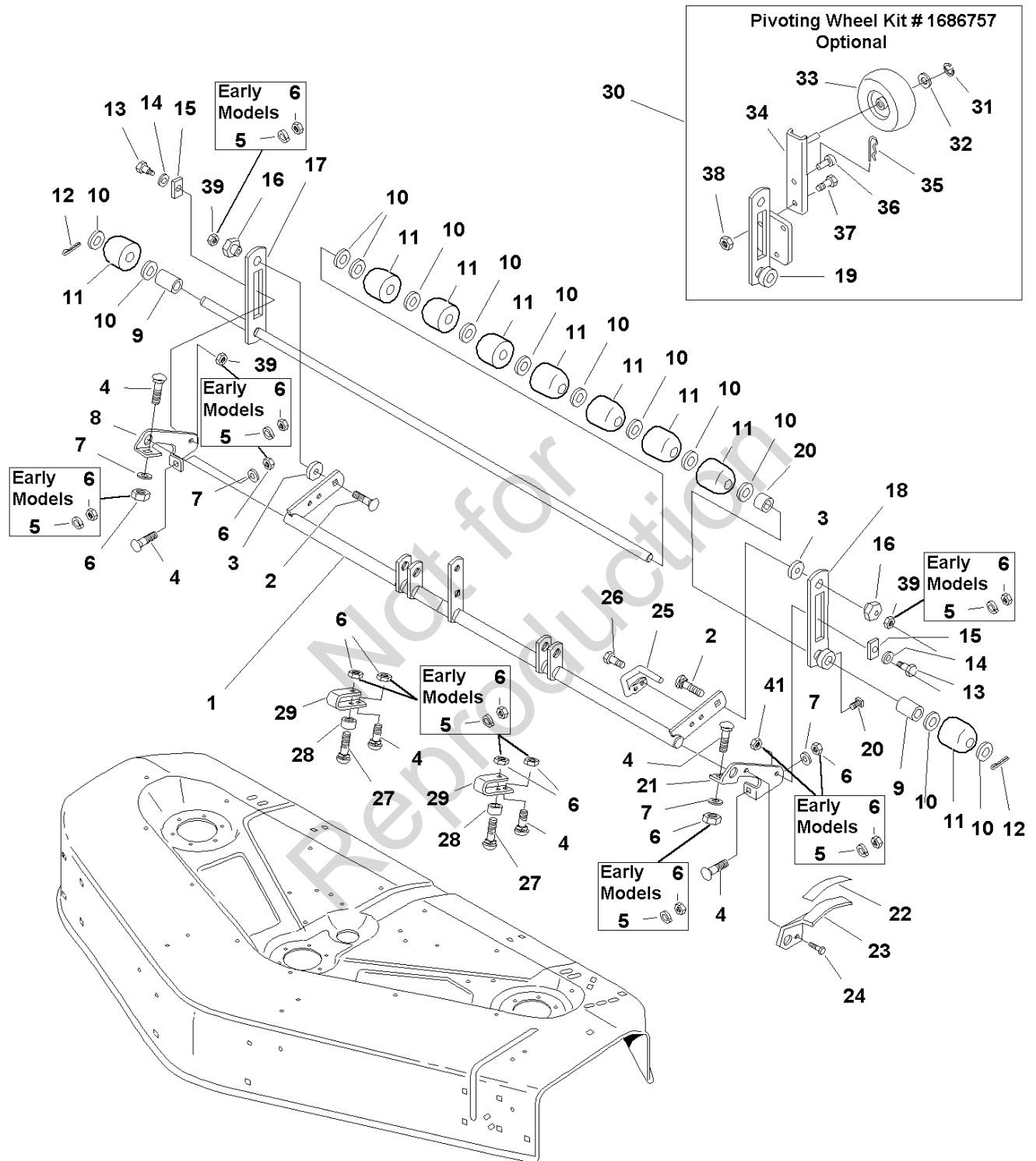
The above parts group applies to the following Mfg. Nos.:

1692863 - 48" Mower
1693122 - 48" Mower
1693252 - 48" Mower
1694138 - 48" Mower

48" Mower Deck - Roller Bar Group - (Serial No. 60000 and above)

NOTE: Unless noted otherwise, use the standard hardware torque specification chart.

S685505



The above parts group applies to the following Mfg. Nos.:

- 1692863 - 48" Mower
- 1693122 - 48" Mower
- 1693252 - 48" Mower
- 1694138 - 48" Mower

48" Mower Deck - Roller Bar Group - (Serial No. 60000 and above)

REF NO	PART NO.	QTY.	DESCRIPTION
39	2860681SM	4	NUT, Toplock Spiral Flange, 3/8-16

Not for
Reproduction

Footnotes

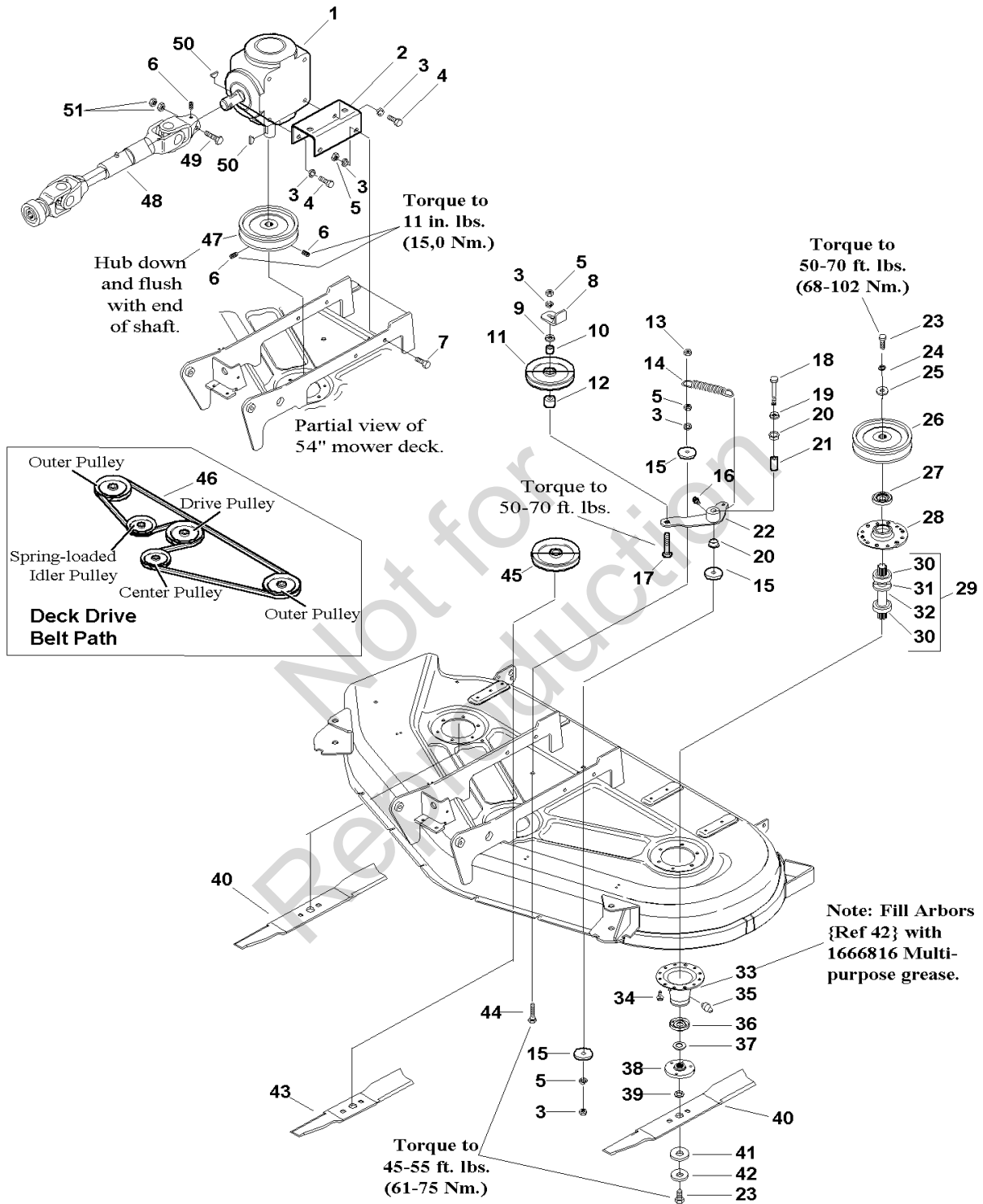
The above parts group applies to the following Mfg. Nos.:

- 1692863 - 48" Mower
- 1693122 - 48" Mower
- 1693252 - 48" Mower
- 1694138 - 48" Mower

54" Mower Deck - Drive, Belt, Arbor & Blade Group

985631

NOTE: Unless noted otherwise, use the standard hardware torque specification chart.



The above parts group applies to the following Mfg. Nos.:

- 1693630 - 54" Mower
- 1693632 - 54" Mower
- 1693726 - 54" Mower
- 1693728 - 54" Mower
- 1694071 - 54" Mower

54" Mower Deck - Drive, Belt, Arbor & Blade Group

REF NO	PART NO.	QTY.	DESCRIPTION
1	1719794SM	1	GEAR BOX, 54" Mower Deck (See Gear Box Service Parts)
2	1720581SM	2	BRACKET, U, 5-1/2 x 2
3	1916965SM	11	LOCKWASHER, 3/8
4	1921965SM	4	CAPSCREW, Hex Head, 3/8-16 x 3/4,
5	1916950SM	7	NUT, 3/8-16
6	1928721SM	3	SET SCREW, Square Head, 5/16-18 x 1/2, G8
7	1921210SM	4	CAPSCREW, Hex Head, 3/8-16 x 1
8	1720986SM	1	STOP, Idler
9	1922755SM	1	WASHER, Plain, 3/8
10	1666294SM	1	SPACER
11	1715494SM	1	PULLEY, Idler, Spring-loaded
12	1667812SM	1	SPACER
13	1930645SM	1	NUT, Hex, Center Lock, 3/8-16
14	1674671SM	1	SPRING, Extension
15	1924356SM	3	WASHER
16	2812808SM	1	FITTING, Lube
17	1960315SM	1	CARRIAGE BOLT, 3/8-16 x 2
18	1922130SM	1	CAPSCREW, Hex Head, 3/8-16 x 2-1/4,
19	1924940SM	1	WASHER, Plain, 3/8
20	1676148SM	2	BUSHING
21	1674669SM	1	SPACER
22	1720624ASM	1	ASSEMBLY, Lever & Hub, Idler
23	2823471SM	6	CAPSCREW, Hex Head, 7/16-14 x 1-1/4, G8
24	1918199SM	2	LOCKWASHER, 7/16
25	1933263SM	2	WASHER, 7/16
26	1720182ASM	2	PULLEY, Side Arbor
27	1657969SM	3	SHIELD, Bearing Upper, Arbor
28	1655729ASM	3	HOUSING, Arbor, Top
29	1676278SM	3	ARBOR SHAFT & BEARING ASSEMBLY, Complete (Includes Ref. Nos. 30, 31 & 32)
30	2108202SM	6	BEARING
31	1707335SM	3	GASKET, Foam
32	1676277SM	3	ARBOR SHAFT
33	1703273ASM	3	ASSEMBLY, Housing, Bottom (Includes Ref. No. 35)
35	1704314SM	3	FITTING, Lube
34	1664847SM	18	CAPSCREW, Hex Head, Taptite, 5/16-18 x 3/4
36	1700229SM	3	SHIELD, Grass
37	1700230SM	3	WASHER, Shim
38	1655777SM	3	ADAPTER, Blade
39	1657528SM	3	RING, Self Locking
40	1687014SM	2	BLADE, Mower, 20-1/2 (S/N 1-59999)

Footnotes

Note* See Service Parts for Drive Shaft - SERVICE PARTS

Note* See Service Parts for Gearbox - SERVICE PARTS

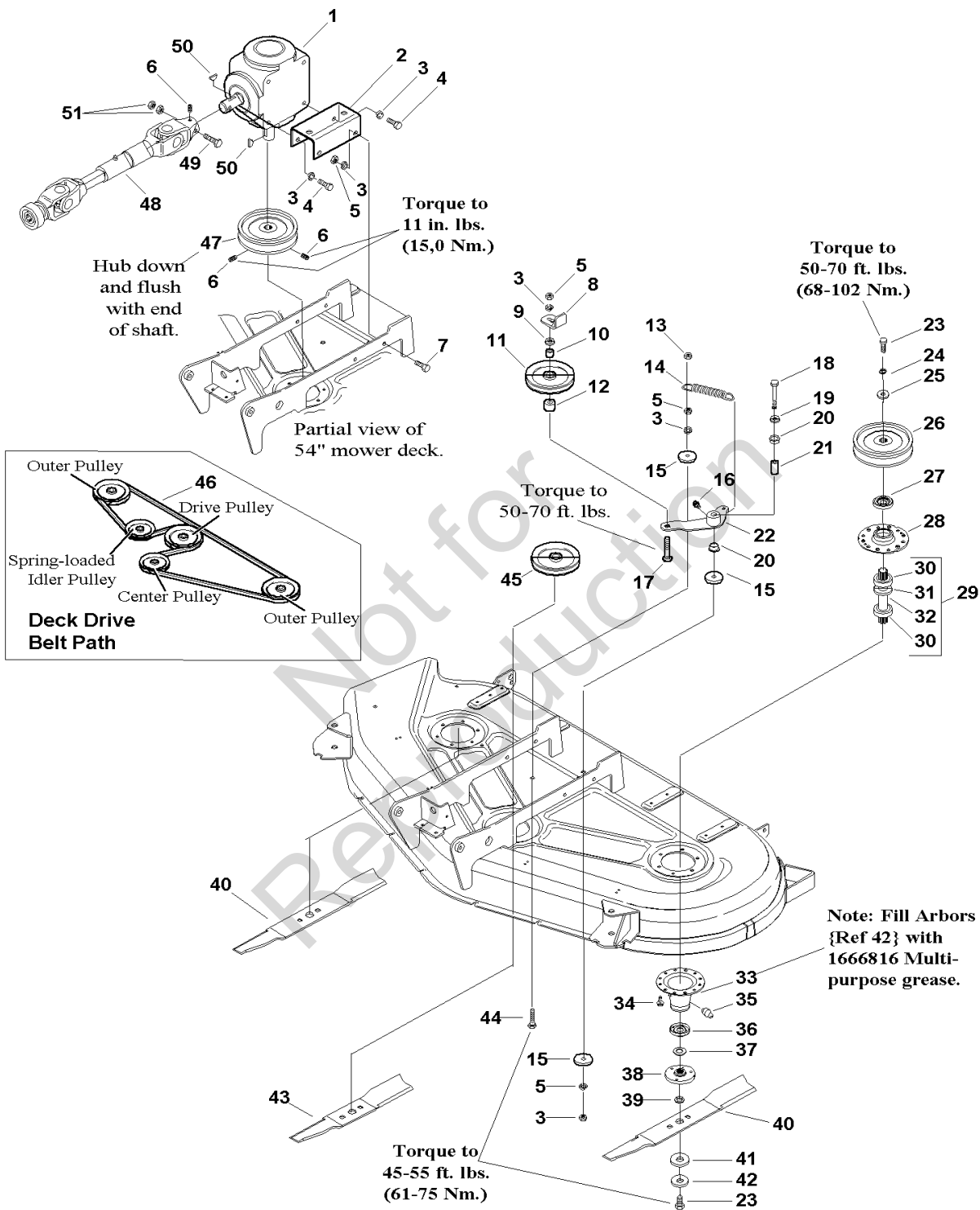
The above parts group applies to the following Mfg. Nos.:

1693630 - 54" Mower
 1693632 - 54" Mower
 1693726 - 54" Mower
 1693728 - 54" Mower
 1694071 - 54" Mower

54" Mower Deck - Drive, Belt, Arbor & Blade Group

985631

NOTE: Unless noted otherwise, use the standard hardware torque specification chart.



The above parts group applies to the following Mfg. Nos.:

- 1693630 - 54" Mower
- 1693632 - 54" Mower
- 1693726 - 54" Mower
- 1693728 - 54" Mower
- 1694071 - 54" Mower

54" Mower Deck - Drive, Belt, Arbor & Blade Group

REF NO	PART NO.	QTY.	DESCRIPTION
40	1687017SM	2	BLADE, Mower, 20-1/2 (S/N 60000 and above)
41	1679711SM	3	WASHER, Spline
42	1656916SM	3	WASHER, Spring
43	1687015SM	1	BLADE, Mower, 16 (S/N 1-59999)
43	1687016SM	1	BLADE, Mower, 16 (S/N 60000 and above)
44	1921969SM	1	CAPSCREW, Hex Head, 3/8-16 x 1-1/2
45	1679161ASM	1	PULLEY, Center Arbor
46	1720402SM	1	BELT, V
47	1720705SM	1	PULLEY, Gear Box
48	1716482SM	1	DRIVE SHAFT, Complete (See Drive Shaft Service Parts)
49	1921159SM	1	CAPSCREW, Hex Head, 1/4-20 x 2-1/4
50	2822138SM	2	KEY
51	1923358SM	2	NUT, Hex, Center Lock, 1/4-20

Not for
Reproduction

Footnotes

Note* See Service Parts for Drive Shaft - SERVICE PARTS

Note* See Service Parts for Gearbox - SERVICE PARTS

The above parts group applies to the following Mfg. Nos.:

1693630 - 54" Mower

1693632 - 54" Mower

1693726 - 54" Mower

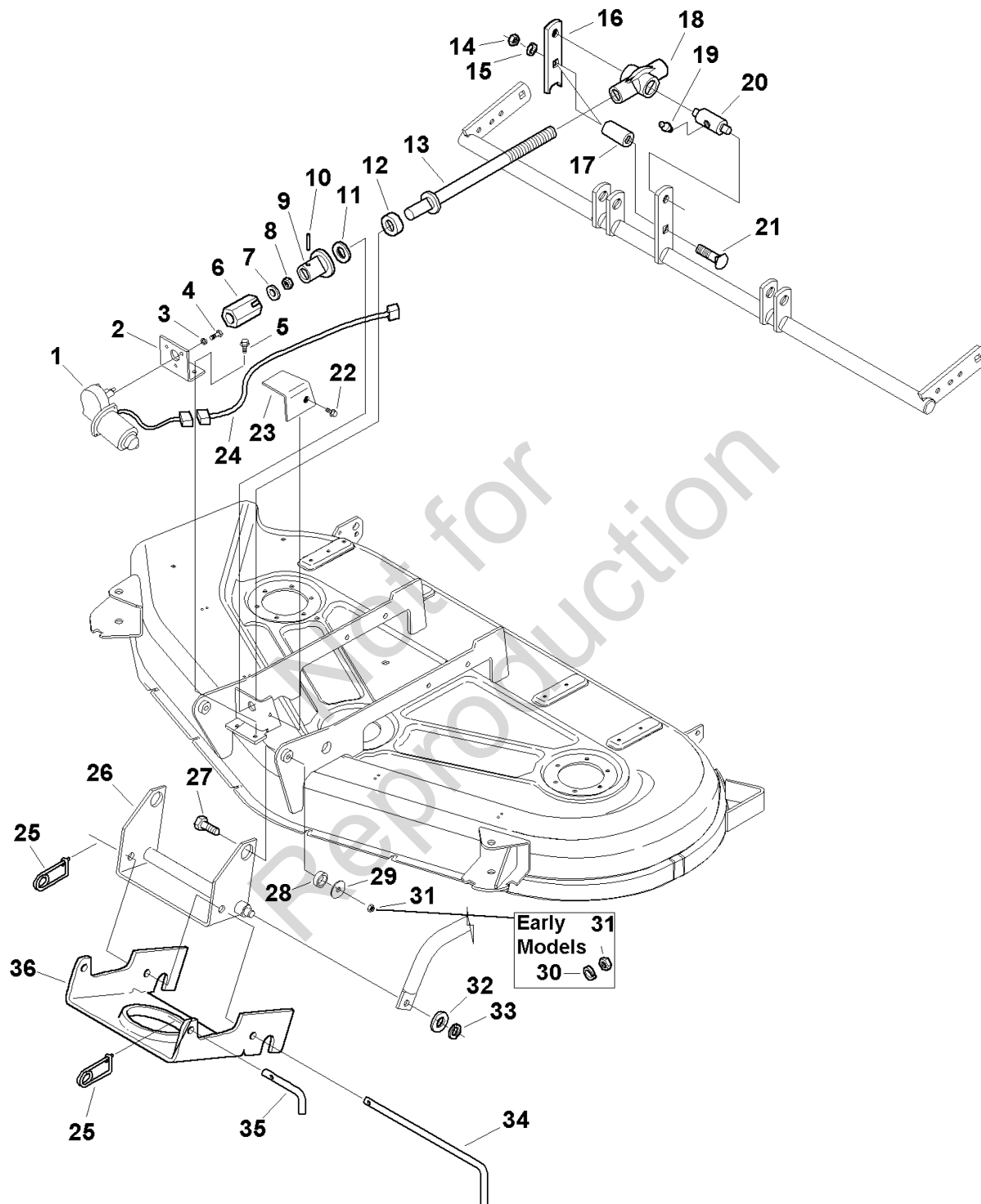
1693728 - 54" Mower

1694071 - 54" Mower

54" Mower Deck - Height Adjust & Hitch Group

NOTE: Unless noted otherwise,
use the standard hardware torque
specification chart.

J985629



The above parts group applies to the following Mfg. Nos.:

- 1693630 - 54" Mower
- 1693632 - 54" Mower
- 1693726 - 54" Mower
- 1693728 - 54" Mower
- 1694071 - 54" Mower

54" Mower Deck - Height Adjust & Hitch Group

REF NO	PART NO.	QTY.	DESCRIPTION
1	1715885SM	1	MOTOR, Electric Cutting Height Adjust
2	1720138SM	1	BRACKET
3	1916964SM	3	LOCKWASHER, 1/4
4	1923341SM	3	CAPSCREW, Hex Head, 1/4-20 x 3/4
5	1930601SM	2	CAPSCREW, Hex Head, Taptite, 5/16-18 x 3/4
6	1715886SM	1	ADAPTER, Motor
7	1960353SM	1	WASHER, Plain, 1/4
8	1923358SM	1	NUT, Hex, Center Lock, 1/4-20
9	1715887SM	1	HUB, Shaft
10	1960581SM	1	PIN, Roll, 3/16 x 1-1/2
11	1716998SM	1	WASHER, Nylon
12	1715891SM	1	BEARING, Thrust
13	1715888SM	1	ASSEMBLY, Shaft
14	1916951SM	1	NUT, 1/2-13
15	1916966SM	1	LOCKWASHER, 1/2
16	1715881ASM	1	LEVER
17	1679166SM	1	SPACER
18	1716424SM	1	COVER, Rod
19	1704314SM	1	FITTING, Lube
20	1715892SM	1	TRUNNION
21	1960489SM	1	CARRIAGE BOLT, 1/2-13 x 2-1/2
22	1924856SM	3	CAPSCREW, Hex Head, Taptite, 5/16-18 x 1/2
23	1720378SM	1	COVER, Motor
24	1716986SM	1	HARNESS, Mower Lift
25	2176012SM	3	PIN, Safety
26	1720129SM	1	ASSEMBLY, Hitch & Shaft
27	1921969SM	2	CAPSCREW, Hex Head, 3/8-16 x 1-1/2
28	1726089SM	2	SPACER
29	1924356SM	2	WASHER
30	1916965SM	2	LOCKWASHER, 3/8 (Early Models)
31	1916950SM	2	NUT, 3/8-16 (Early Models)
31	2860681SM	2	NUT, Hex Alm Insert Lock, 3/8-16 (Later Models)
32	1924366SM	2	WASHER, 5/8
33	2153124SM	2	RING, Retaining, 5/8
34	1715872SM	1	ROD, Latch
35	1717075SM	2	PIN, Hitch
36	1715868ASM	1	ASSEMBLY, Hitch

Footnotes

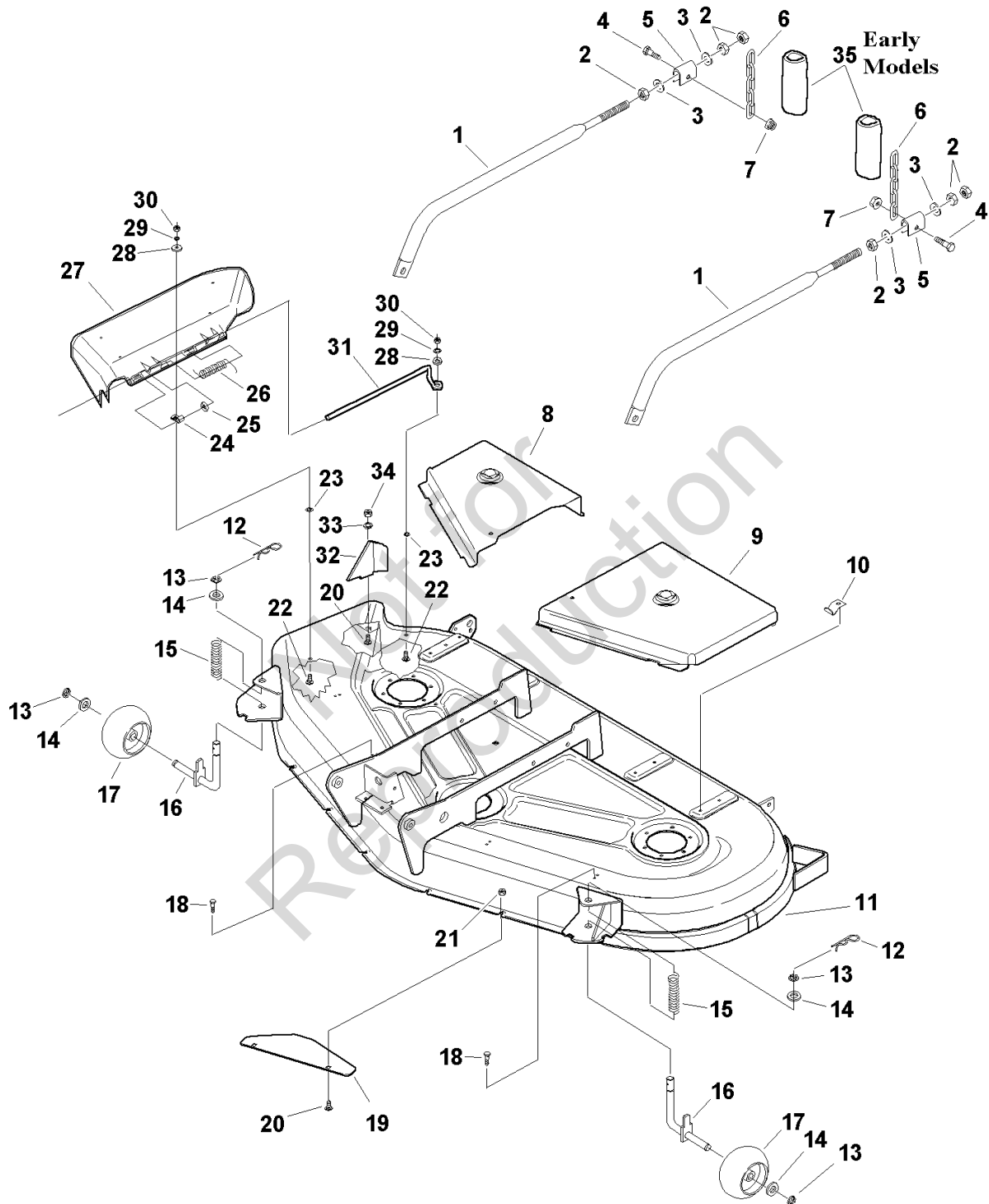
The above parts group applies to the following Mfg. Nos.:

1693630 - 54" Mower
1693632 - 54" Mower
1693726 - 54" Mower
1693728 - 54" Mower
1694071 - 54" Mower

54" Mower Deck - Housing, Cover & Gauge Wheel Group

985628

NOTE: Unless noted otherwise,
use the standard hardware torque
specification chart.



The above parts group applies to the following Mfg. Nos.:

- 1693630 - 54" Mower
- 1693632 - 54" Mower
- 1693726 - 54" Mower
- 1693728 - 54" Mower
- 1694071 - 54" Mower

54" Mower Deck - Housing, Cover & Gauge Wheel Group

REF NO	PART NO.	QTY.	DESCRIPTION
1	1686868SM	2	ARM, Adjusting
2	1922014SM	6	NUT, Hex, Jam, 5/8-18
3	1924366SM	4	WASHER, 5/8
4	2170135SM	2	BOLT, Wheel
5	1677182SM	2	TRUNNION
6	1708266ASM	2	CHAIN, 6 Link
7	1930645SM	2	NUT, Hex, Flange Lock, 3/8-16
8	1720184C	1	COVER, Arbor, RH (Orange)
8	1720184ASM	1	COVER, Arbor, RH (Solar Black)
9	1720186C	1	COVER, Arbor, LH (Orange)
9	1720186ASM	1	COVER, Arbor, LH (Solar Black)
10	1720623SM	4	CLIP, Spring
11	1687013SM	1	HOUSING, 54" Mower Deck (Orange)
11	1687179SM	1	HOUSING, 54" Mower Deck (Red)
11	1687147SM	1	HOUSING, 54" Mower Deck (Solar Black)
12	1960033SM	2	CLIP, Hairpin
13	1704420SM	4	KLIPRING, 5/8
14	1960020SM	4	WASHER, Plain, 5/8
15	1716346SM	2	SPRING, Compression
16	1720497A	2	ASSEMBLY, Spindle and Stop
17	1716353SM	2	WHEEL, Gauge
18	1929000SM	4	CAPSCREW, Taptite, 1/4-20 x 3/8
19	1720962ASM	1	BAFFLE, Front, Anti-blowout (S/N 1-59999)
20	1931333SM	2	CARRIAGE BOLT, 5/16-18 x 3/4 (1 needed for discharge baffle)
21	1919438SM	2	NUT, Hex, Nylon Lock, 5/16-18
22	1931318SM	2	CARRIAGE BOLT, 1/4-20 x 7/8
23	1960518SM	2	NUT, Push
24	1723323SM	1	CAP, Spring End .093 ID
25	1919326SM	1	WASHER, Plain, 5/16
26	1723938SM	1	SPRING
27	1705449SM	1	DEFLECTOR, Plastic
28	1960353SM	2	WASHER, Plain, 1/4
29	1916964SM	2	LOCKWASHER, 1/4
30	1916622SM	2	NUT, 1/4-20
31	1706709SM	1	ROD, Deflector, Front
32	1724976ASM	1	BAFFLE, Discharge (S/N 60000 and above)
33	1917356SM	1	LOCKWASHER, 5/16 (S/N 60000 and above)
34	1917372SM	1	NUT, Hex, 5/16-18 (S/N 60000 and above)
35	1686763SM	2	TUBE, Shrink Wrap (Early Models)

Footnotes

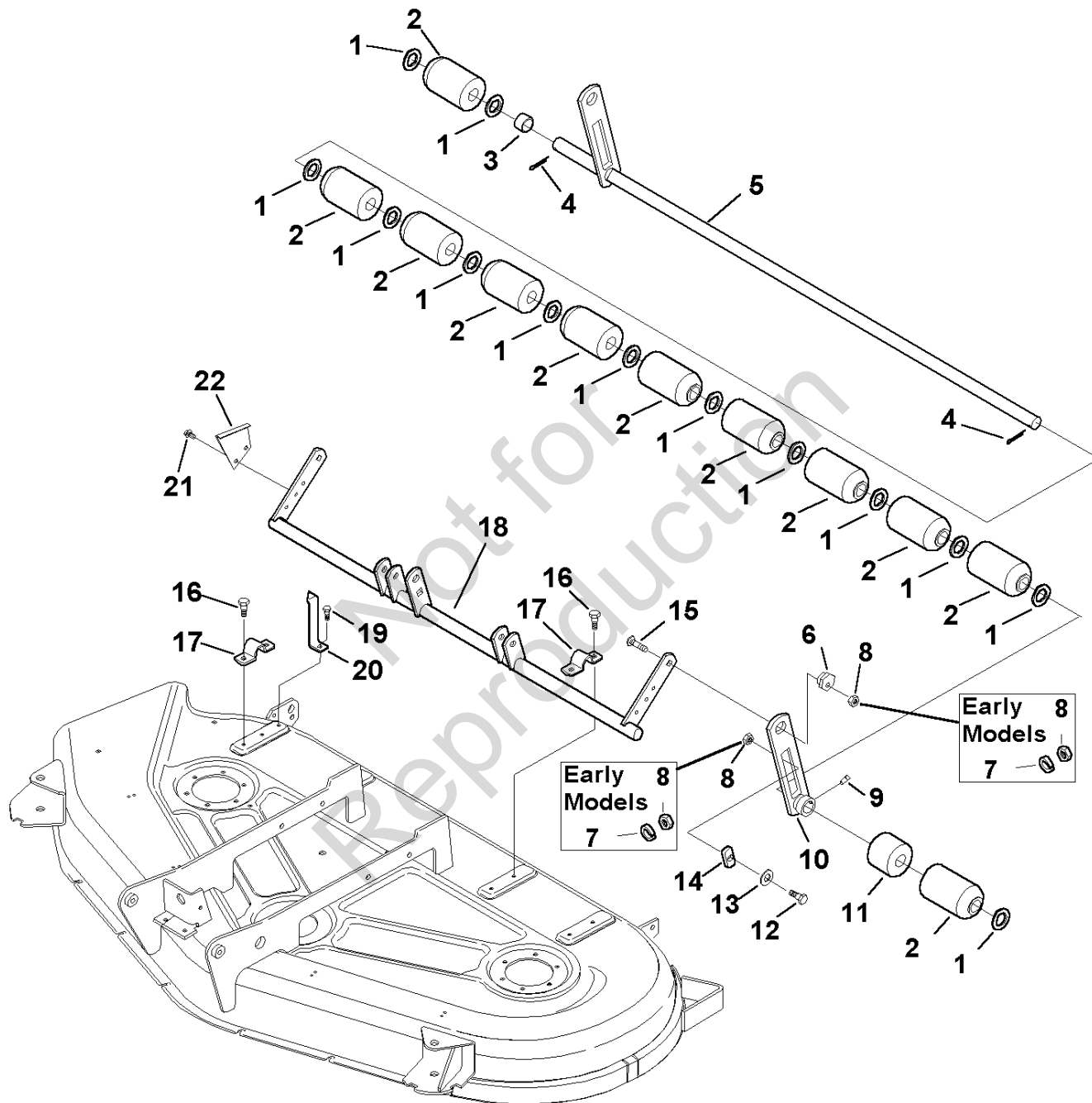
The above parts group applies to the following Mfg. Nos.:

1693630 - 54" Mower
1693632 - 54" Mower
1693726 - 54" Mower
1693728 - 54" Mower
1694071 - 54" Mower

54" Mower Deck - Roller Bar Group

985629

NOTE: Unless noted otherwise,
use the standard hardware torque
specification chart.



The above parts group applies to the following Mfg. Nos.:

- 1693630 - 54" Mower
- 1693632 - 54" Mower
- 1693726 - 54" Mower
- 1693728 - 54" Mower
- 1694071 - 54" Mower

54" Mower Deck - Roller Bar Group

REF NO	PART NO.	QTY.	DESCRIPTION
1	2860626SM	14	WASHER, 1
2	1678043SM	11	ROLLER
3	1701873SM	1	SPACER, Short
4	1918459SM	2	PIN, Cotter, 3/16 x 1-1/2
5	1720158ASM	1	ASSEMBLY, Roller Shaft & Bar
6	1704082SM	2	NUT, Adjuster, Eccentric
7	1916965SM	4	LOCKWASHER, 3/8 (Early Models)
8	2860681SM	4	NUT, Hex Alm Insert Lock, 3/8-16 (Later Models)
8	1916950SM	4	NUT, 3/8-16 (Early Models)
9	1928721SM	1	SET SCREW, Square Head, 5/16-18 x 1/2, G8
10	1715882ASM	1	ASSEMBLY, Roller Bar
11	1720159SM	1	ROLLER, Short
12	2172622SM	2	BOLT, Shoulder
13	1924361SM	2	WASHER, 1/2 x 1-1/4
14	1677507SM	2	SLIDE
15	1931352SM	2	CARRIAGE BOLT, 3/8-16 x 1-1/2
16	1664847SM	7	CAPSCREW, Hex Head, Taptite, 5/16-18 x 3/4
17	1720147ASM	4	STRAP
18	1720157SM	1	ASSEMBLY, Rocker Shaft & Lever
19	1960594SM	1	CAPSCREW, Hex Head, Taptite, 5/16-18 x 7/8
20	1720643ASM	1	INDICATOR, Height
21	1924856SM	3	CAPSCREW, Hex Head, Taptite, 5/16-18 x 1/2
22	1704116ASM	1	BRACKET, Height of Cut

Footnotes

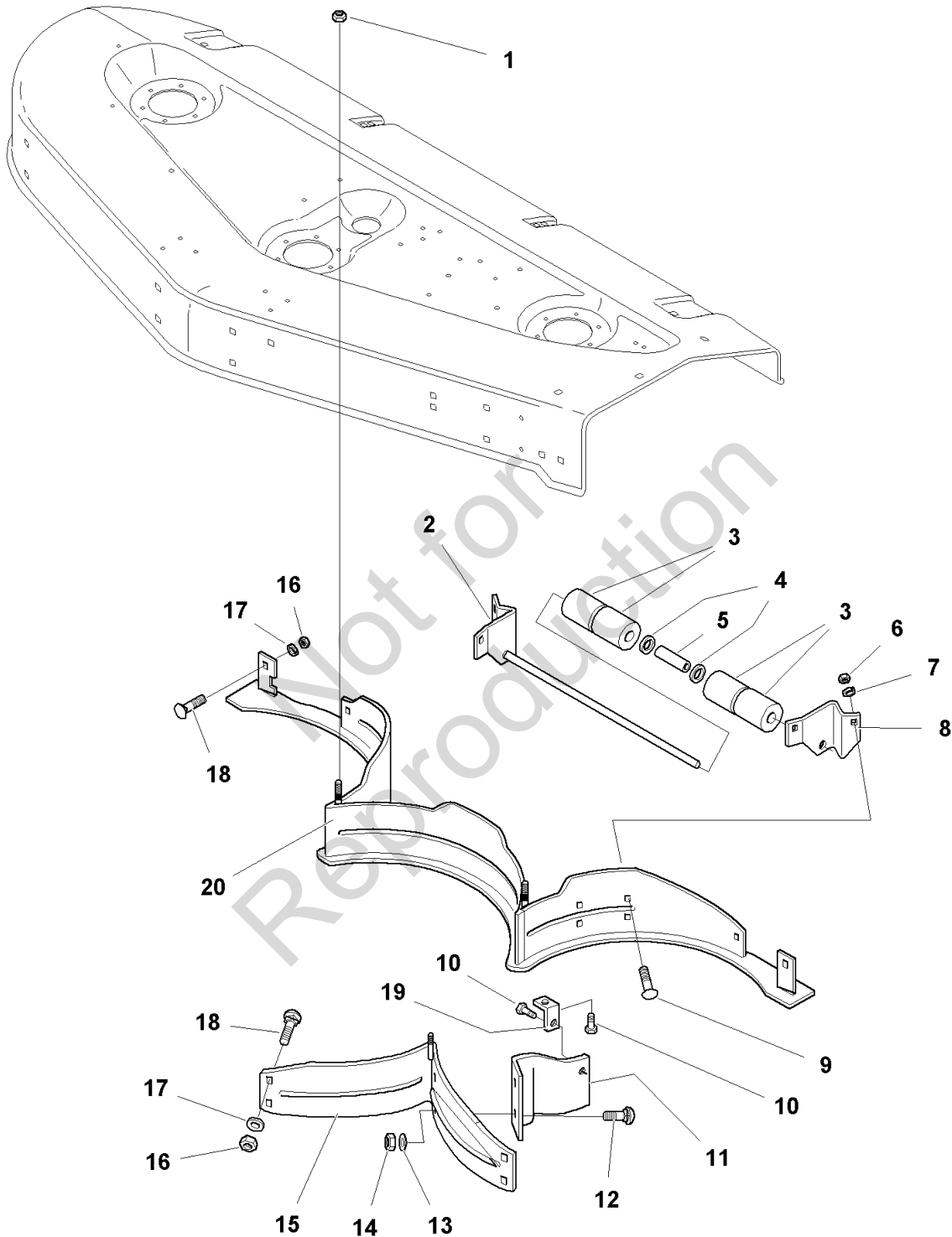
The above parts group applies to the following Mfg. Nos.:

1693630 - 54" Mower
1693632 - 54" Mower
1693726 - 54" Mower
1693728 - 54" Mower
1694071 - 54" Mower

60" Mower Deck - Baffle & Inner Roller Group

BF85506

NOTE: Unless noted otherwise,
use the standard hardware torque
specification chart.



The above parts group applies to the following Mfg. Nos.:

- 1692860 - 60" Mower
- 1693123 - 60" Mower
- 1693253 - 60" Mower
- 1694072 - 60" Mower
- 1694073 - 60" Mower

60" Mower Deck - Baffle & Inner Roller Group

REF NO	PART NO.	QTY.	DESCRIPTION
1	1923362SM	3	NUT, Hex Centerlock, 5/16-18
2	1676404ASM	1	BRACKET & SHAFT ASSEMBLY, Inner
3	1668513SM	4	ROLLER ASSEMBLY
4	1960020SM	2	WASHER
5	1676149SM	1	SPACER
6	1917372SM	4	NUT, Hex, 5/16
7	1917356SM	4	LOCKWASHER, 5/16
8	2173270ASM	1	BRACKET, Inner, LH
9	1931333SM	4	CARRIAGE BOLT, 5/16-18 x 3/4
10	1930601SM	2	CAPSCREW, Taptite, 5/16-18 x 5/16
11	1719600ASM	1	BAFFLE, Discharge
12	1931333SM	2	CARRIAGE BOLT, 5/16-18 x 3/4
13	1917356SM	2	LOCKWASHER, 5/16
14	1917372SM	2	NUT, Hex,5/16-18
15	1702410ASM	1	BAFFLE ASSEMBLY, Front
16	1916950SM	10	NUT, Hex, 3/8-16
17	1916965SM	10	LOCKWASHER, 3/8
18	1931350SM	10	CARRIAGE BOLT, 3/8-16 x 1
19	1668500A	1	BRACKET, Mower
20	1702412ASM	1	BAFFLE ASSEMBLY

Not for
Reproduction

Footnotes

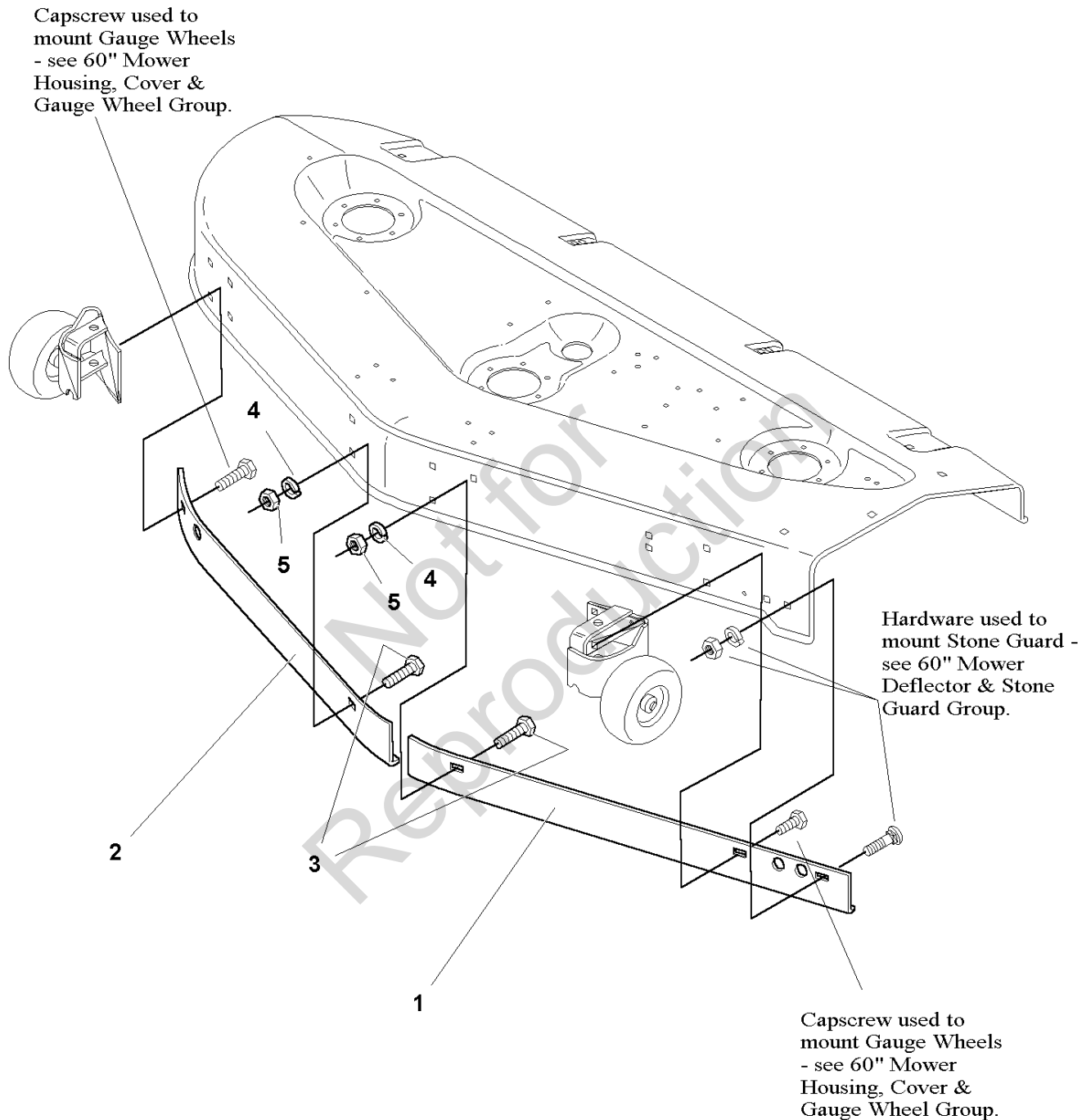
The above parts group applies to the following Mfg. Nos.:

1692860 - 60" Mower
1693123 - 60" Mower
1693253 - 60" Mower
1694072 - 60" Mower
1694073 - 60" Mower

60" Mower Deck - Baffles (Export Models)

1686742

NOTE: Unless noted otherwise,
use the standard hardware torque
specification chart.



The above parts group applies to the following Mfg. Nos.:

1693253 - 60" Mower

1694073 - 60" Mower

60" Mower Deck - Baffles (Export Models)

REF NO	PART NO.	QTY.	DESCRIPTION
1	1718567ASM	1	BAFFLE, LH
2	1718568ASM	1	BAFFLE, RH
3	1921210SM	2	CAPSCREW, Hex Head, 3/8-16 x 1
4	1916965SM	2	LOCKWASHER, 3/8
5	1916950SM	2	NUT, 3/8-16

Not for
Reproduction

Footnotes

The above parts group applies to the following Mfg. Nos.:

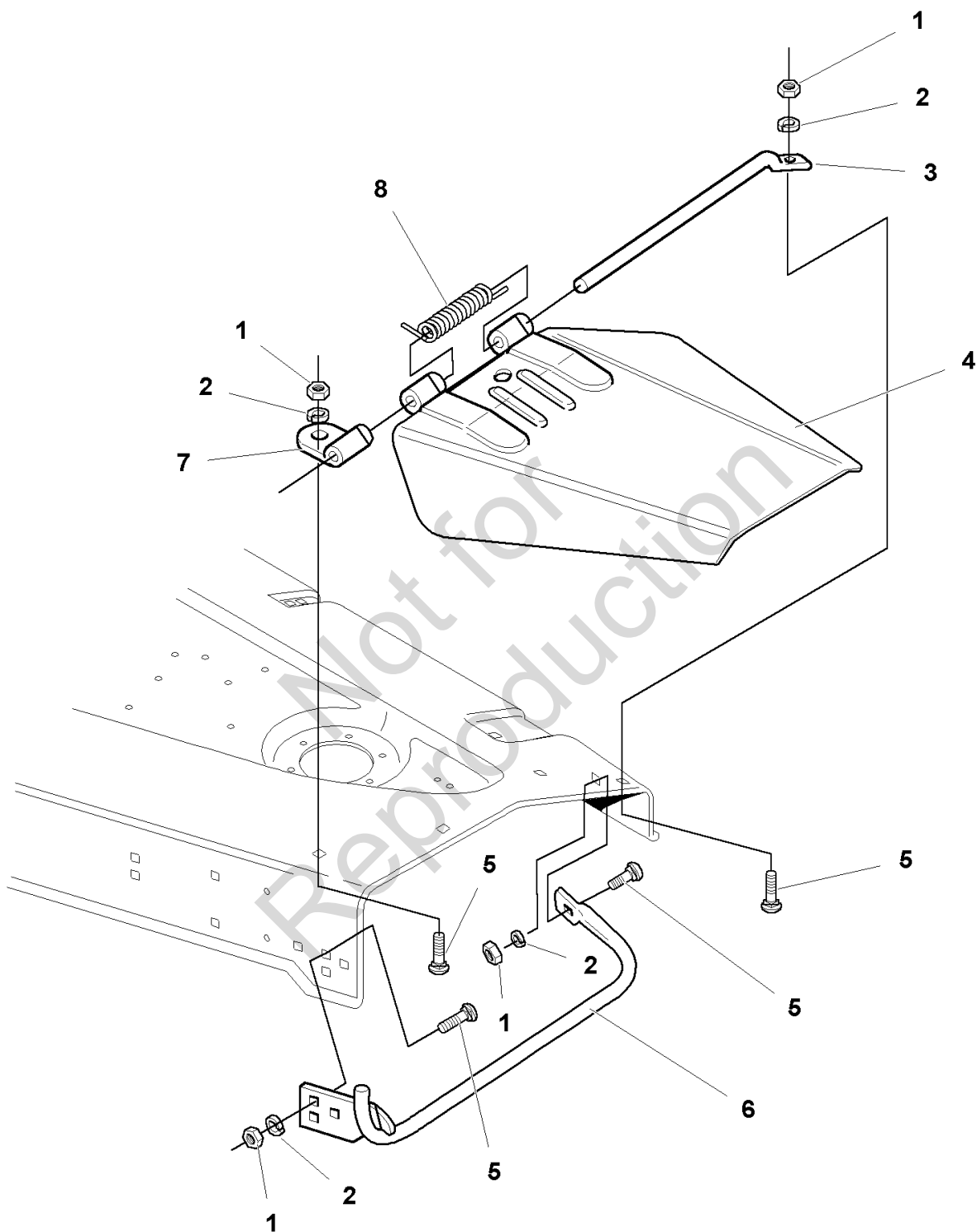
1693253 - 60" Mower

1694073 - 60" Mower

60" Mower Deck - Deflector & Stone Guard Group

985502

NOTE: Unless noted otherwise,
use the standard hardware torque
specification chart.



The above parts group applies to the following Mfg. Nos.:

- 1692860 - 60" Mower
- 1693123 - 60" Mower
- 1693253 - 60" Mower
- 1694072 - 60" Mower
- 1694073 - 60" Mower

60" Mower Deck - Deflector & Stone Guard Group

REF NO	PART NO.	QTY.	DESCRIPTION
1	1916950SM	5	NUT, Hex, 3/8-16
2	1916965SM	5	LOCKWASHER, 3/8
3	1700343SM	1	ROD, Hinge
4	1702451CSM	1	DEFLECTOR ASSEMBLY
5	1931350SM	5	CARRIAGE BOLT, 3/8-16 x 1
6	1700186ASM	1	STONE GUARD
7	1673655A	1	BRACKET, Hinge
8	1676213SM	1	SPRING, Torsion

Not for
Reproduction

Footnotes

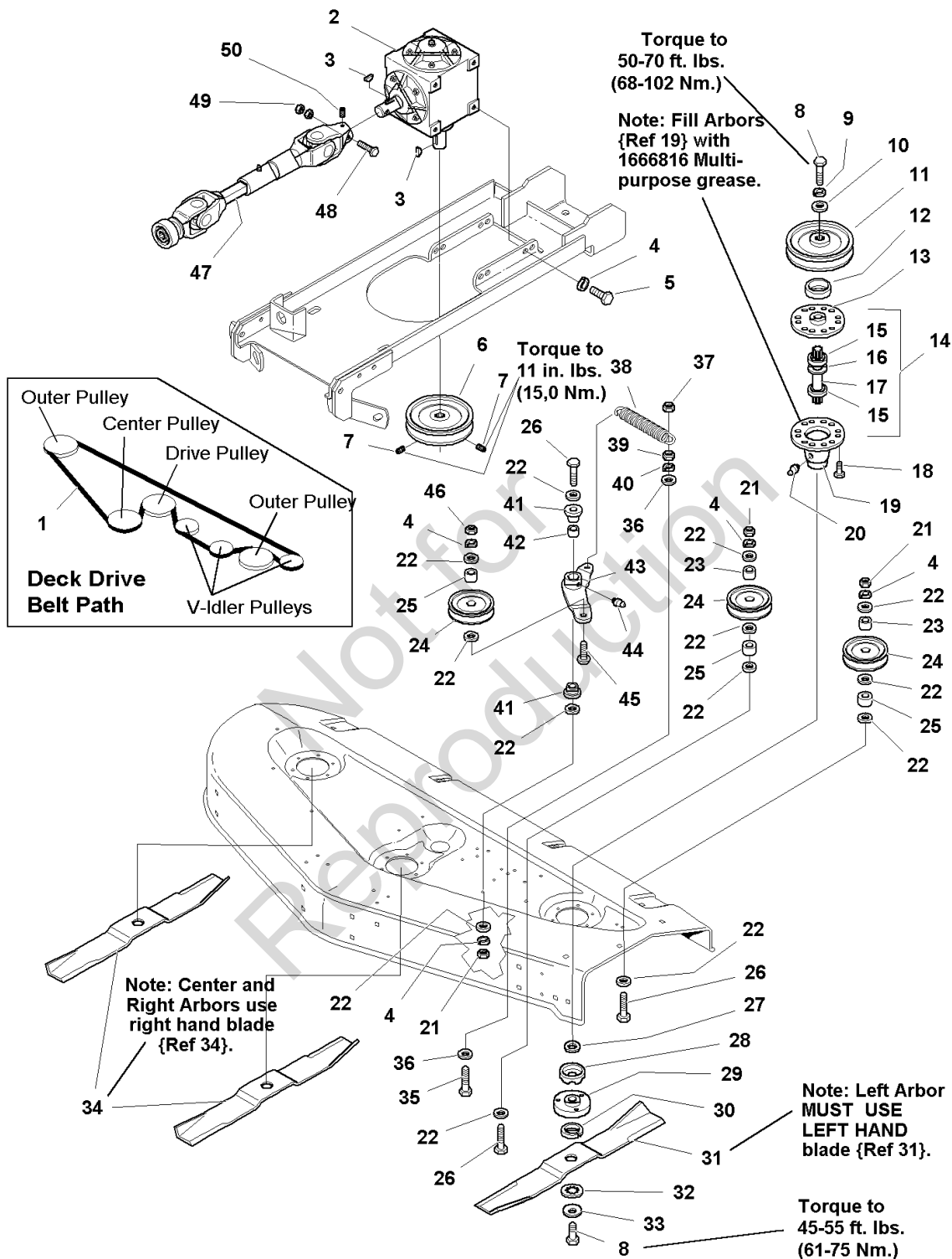
The above parts group applies to the following Mfg. Nos.:

1692860 - 60" Mower
1693123 - 60" Mower
1693253 - 60" Mower
1694072 - 60" Mower
1694073 - 60" Mower

60" Mower Deck - Drive, Belt, Arbor & Blade Group

985162

NOTE: Unless noted otherwise, use the standard hardware torque specification chart.



The above parts group applies to the following Mfg. Nos.:

- 1692860 - 60" Mower
- 1693123 - 60" Mower
- 1693253 - 60" Mower
- 1694072 - 60" Mower
- 1694073 - 60" Mower

60" Mower Deck - Drive, Belt, Arbor & Blade Group

REF NO	PART NO.	QTY.	DESCRIPTION
1	1716959SM	1	BELT, Deck, Double V
2	1717069SM	1	GEAR BOX (See Gear Box Service Parts)
3	2822138SM	2	KEY
4	1916965SM	8	LOCKWASHER, 3/8
5	1921965SM	4	CAPSCREW, Hex Head, 3/8-16 x 3/4
6	1674643SM	1	PULLEY ASSEMBLY
7	1928721SM	2	SETSCREW, 5/16-18 x 1/2
8	2823471SM	6	CAPSCREW, Hex Head, 7/16-14 x 1-1/4, G8
9	1918199SM	3	LOCKWASHER, 7/16
10	1933263SM	3	WASHER, 7/16
11	1678665ASM	3	PULLEY ASSEMBLY
12	1657969SM	3	SHIELD, Bearing Upper, Arbor
13	1655729ASM	3	ARBOR HOUSING, Top
14	1676278A	3	ARBOR SHAFT & BEARING ASSEMBLY (Includes Ref. Nos. 15, 16 & 17)
15	2108202SM	2	BEARING
16	1707335SM	1	GASKET, Foam
17	1676277SM	1	ARBOR SHAFT
18	1664847SM	18	CAPSCREW, Hex Head, Taptite, 5/16-18 x 3/4
19	1703273ASM	3	HOUSING ASSEMBLY, Bottom (Includes Ref. No. 20)
20	1704314SM	3	FITTING, Lube
21	1916950SM	4	NUT, Hex, 3/8-16
22	1924940SM	14	WASHER, Plain, 3/8
23	1666294SM	3	SPACER (In Pulley)
24	1715494SM	3	PULLEY, Idler
25	2157081SM	3	SPACER
26	1923701SM	3	CAPSCREW, Hex Head, 3/8-16 x 2
27	1700230SM	3	WASHER, Shim
28	1700229SM	3	SHIELD, Grass
29	1655777SM	3	ADAPTER, Blade
30	1657528SM	3	RING, Self Locking
31	1686755SM	1	BLADE, Left Hand (Left Arbor Only)
32	1679711SM	3	WASHER, Spline
33	1656916SM	3	WASHER, Spring
34	1719598ASM	2	BLADE, Right Hand (Right and Center Arbors)
35	1921977SM	1	CAPSCREW, Hex, 5/16-18 x 1 3/4
36	1919326SM	2	WASHER, Plain 5/16
37	1923362SM	1	NUT, Hex Lock, 5/16-18
38	1674671SM	1	SPRING, Extension
39	1917372SM	1	NUT, Hex, 5/16-18
40	1917356SM	1	LOCKWASHER, 5/16

Footnotes

Note* See Service Parts for Drive Shaft - SERVICE PARTS

Note* See Service Parts for Gearbox - SERVICE PARTS

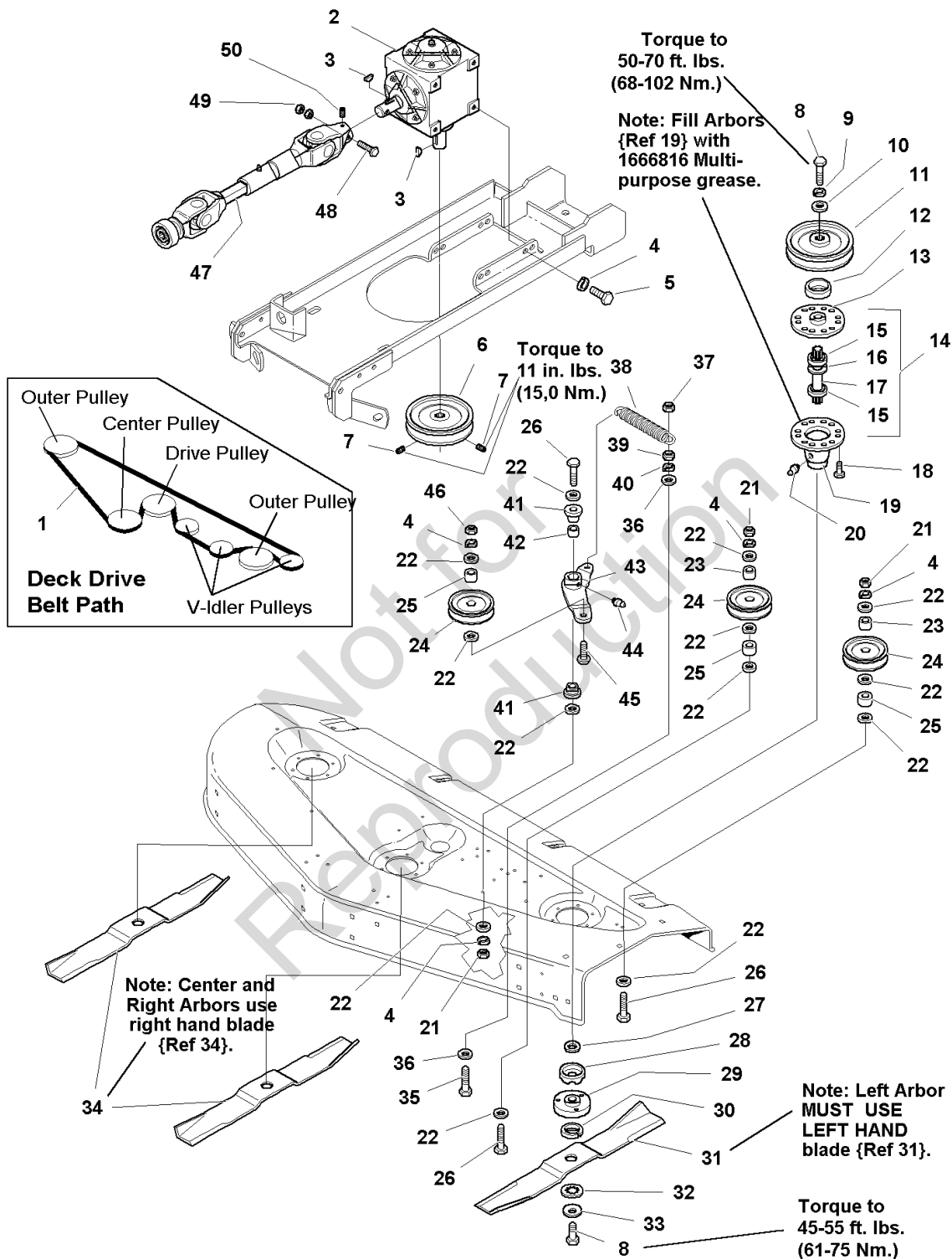
The above parts group applies to the following Mfg. Nos.:

1692860 - 60" Mower
1693123 - 60" Mower
1693253 - 60" Mower
1694072 - 60" Mower
1694073 - 60" Mower

60" Mower Deck - Drive, Belt, Arbor & Blade Group

985162

NOTE: Unless noted otherwise, use the standard hardware torque specification chart.



The above parts group applies to the following Mfg. Nos.:

- 1692860 - 60" Mower
- 1693123 - 60" Mower
- 1693253 - 60" Mower
- 1694072 - 60" Mower
- 1694073 - 60" Mower

60" Mower Deck - Drive, Belt, Arbor & Blade Group

REF NO	PART NO.	QTY.	DESCRIPTION
41	1676148SM	2	BUSHING
42	1674669SM	1	SPACER
43	1716961ASM	1	IDLER ARM ASSEMBLY
44	2815019SM	1	FITTING, Lube
45	1960268SM	1	CARRIAGE BOLT, 3/8-16 x 1 1/4
46	1928731SM	1	NUT, Hex Lock, 3/8-16
47	1716482SM	1	DRIVE SHAFT, Complete (See Drive Shaft Service Parts)
48	1923282SM	1	CAPSCREW, Hex Head, 1/4-20 x 2 1/2
49	1923358SM	2	NUT, Hex Lock, 1/4-20
50	1930543SM	1	SETSCREW, 5/16-18 x 1/2

Not for
Reproduction

Footnotes

Note* See Service Parts for Drive Shaft - SERVICE PARTS

Note* See Service Parts for Gearbox - SERVICE PARTS

The above parts group applies to the following Mfg. Nos.:

1692860 - 60" Mower

1693123 - 60" Mower

1693253 - 60" Mower

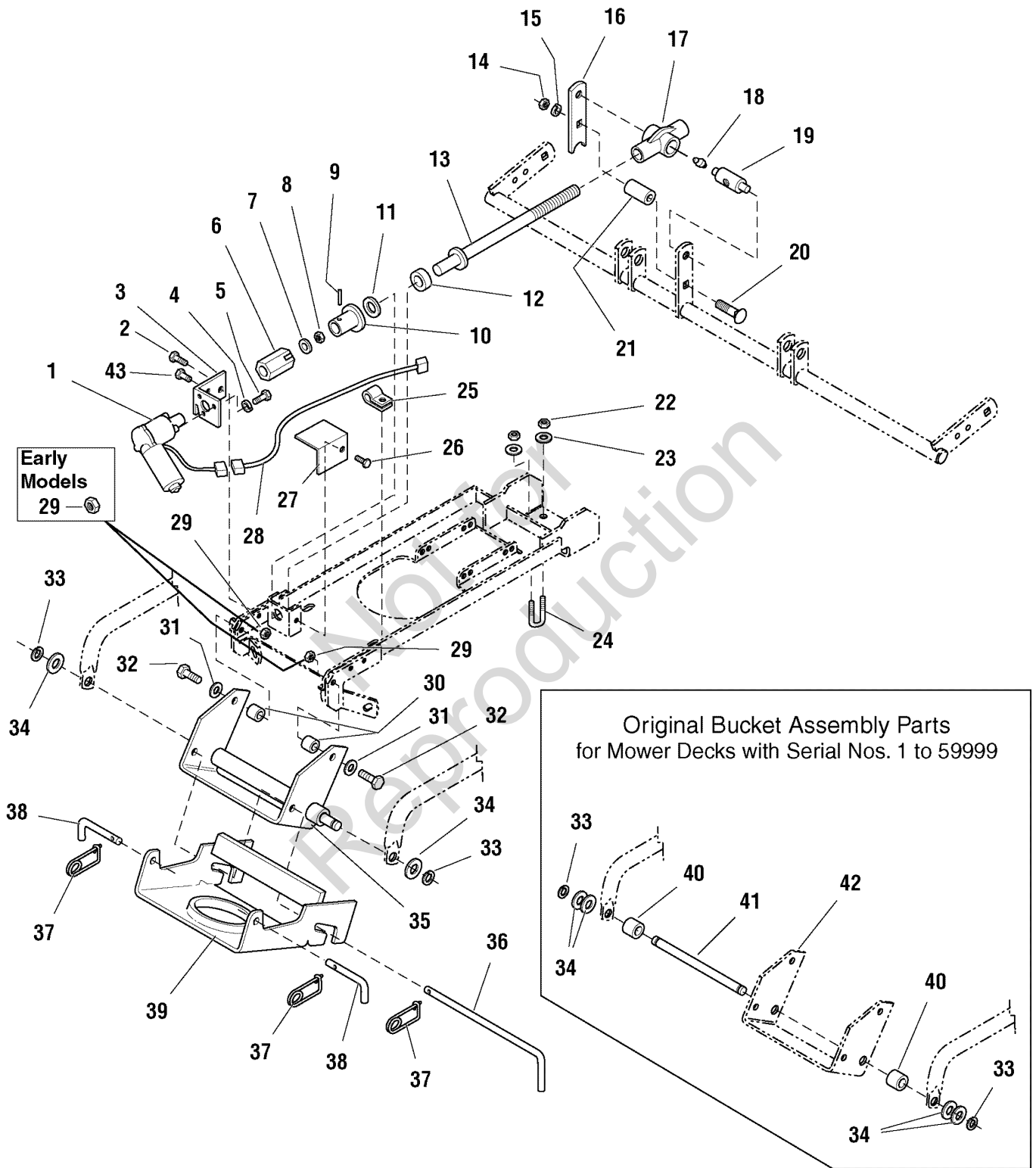
1694072 - 60" Mower

1694073 - 60" Mower

60" Mower Deck - Height Adjust & Hitch Group

NOTE: Unless noted otherwise, use the standard hardware torque specification chart.

J985504



The above parts group applies to the following Mfg. Nos.:

- 1692860 - 60" Mower
- 1693123 - 60" Mower
- 1693253 - 60" Mower
- 1694072 - 60" Mower
- 1694073 - 60" Mower

60" Mower Deck - Height Adjust & Hitch Group

REF NO	PART NO.	QTY.	DESCRIPTION
1	1715885SM	1	MOTOR, Electric Cutting Height Adjust
2	1960373SM	2	CAPSCREW, Hex Washer Head, Taptite, 5/16-18 x 1, Black
3	1715875SM	1	BRACKET, Motor Mounting
4	1916964SM	3	LOCKWASHER, 1/4
5	1923341SM	3	CAPSCREW, Hex Head, 1/4-20 x 3/4
6	1715886SM	1	ADAPTER, Motor
7	1960353SM	1	WASHER, Plain, 1/4
8	1923358SM	1	NUT, Hex Centerlock, 1/4-20
9	1960581SM	1	ROLL PIN, 3/16 x 1 3/4
10	1715887SM	1	HUB, Shaft
11	1716998SM	1	WASHER, Nylon
12	1715891SM	1	BEARING, Thrust
13	1715888SM	1	SHAFT ASSEMBLY
14	1916951SM	1	NUT, Hex, 1/2-13
15	1916966SM	1	LOCKWASHER, 1/2
16	1715881ASM	1	LEVER
17	1716424SM	1	COVER, Rod
18	1704314SM	1	FITTING, Lube
19	1715892SM	1	TRUNNION
20	1960489SM	1	CARRIAGE BOLT, 1/2-13 x 2 1/2
21	1679166SM	1	SPACER
22	1919438SM	4	NUT, Hex Nylon Lock, 5/16-18
23	1919326SM	4	WASHER, Plain, 5/16
24	1678103SM	2	U-BOLT, Clamp
25	1708007SM	1	CLAMP
26	1924856SM	1	CAPSCREW, Hex Head, Taptite, 5/16-18 x 1/2
27	1717053SM	1	COVER, Motor
28	1716986SM	1	HARNESS, Mower lift
29	2860681SM	2	NUT, Top Lock Spiral Flange, 3/8-16 (Later Models)
29	1919439SM	2	NUT, Hex Nylon lock, 3/8-16 (Early Models)
30	1708973SM	2	SPACER
31	1924940SM	2	WASHER, Plain, 3/8
32	1921969SM	2	CAPSCREW, Hex Head, 3/8-16 x 1 1/2
33	2153124SM	2	RETAINING RING, 5/8
34	1924366SM	4	WASHER, 5/8 (* QTY. 4 on units with SN prior to 60000) QTY. 4 on units with SN prior to 60000
35	1719567ASM	1	HITCH & SHAFT ASSEMBLY,
36	1715872SM	1	ROD, Latch
37	2176012SM	3	PIN, Safety
38	1717075SM	2	PIN, Hitch
39	1715868ASM	1	HITCH & BAR ASSEMBLY, Mower Front Hitch

Footnotes

Note* If replacing bracket {42} on units prior to SN 60000, order PN 1719567 {Ref 35}. Spacer {Ref 40} and Shaft {Ref 41} are NO LONGER required as these are integral to the replacement bracket.

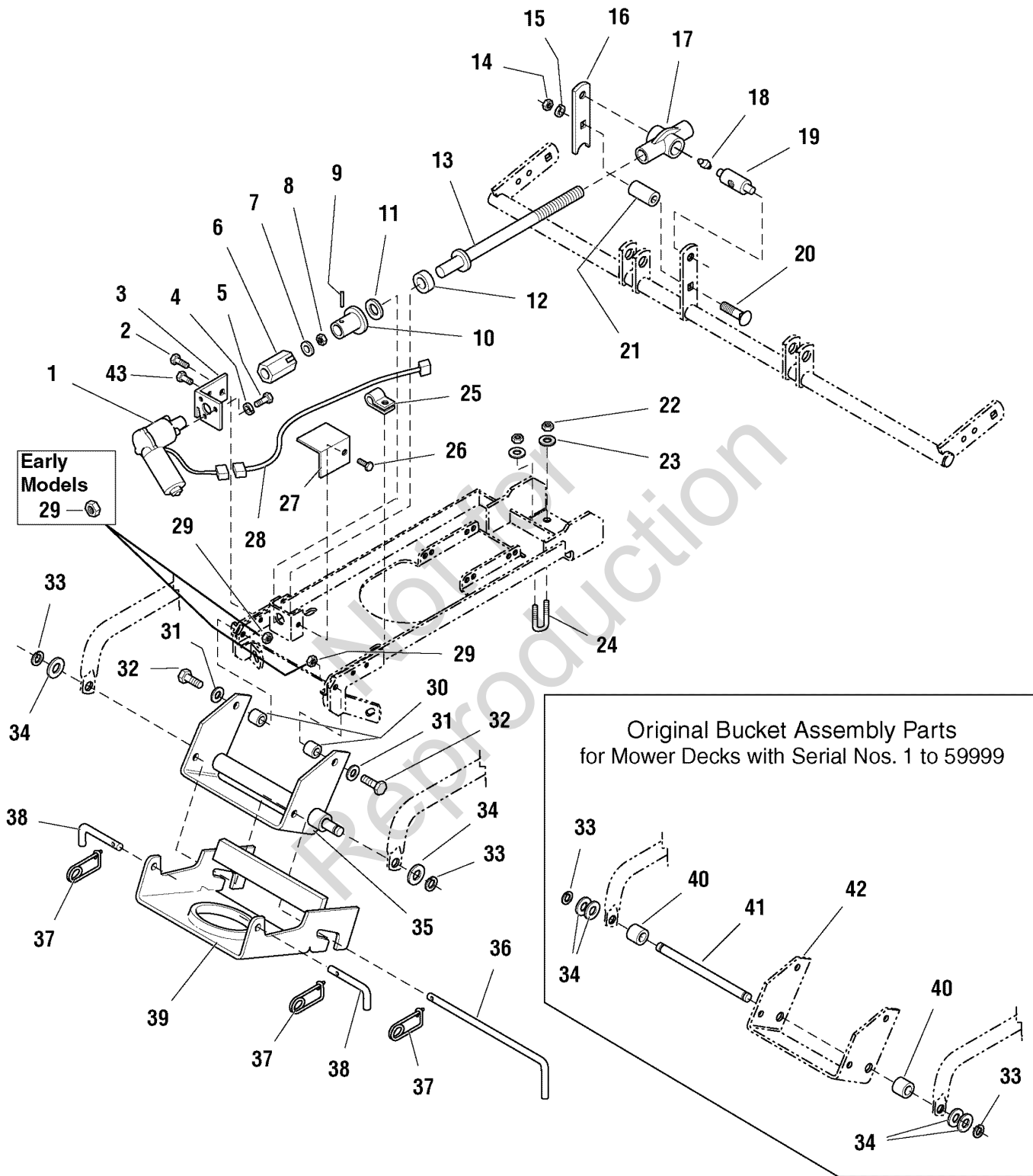
The above parts group applies to the following Mfg. Nos.:

1692860 - 60" Mower
1693123 - 60" Mower
1693253 - 60" Mower
1694072 - 60" Mower
1694073 - 60" Mower

60" Mower Deck - Height Adjust & Hitch Group

NOTE: Unless noted otherwise, use the standard hardware torque specification chart.

J985504



The above parts group applies to the following Mfg. Nos.:

- 1692860 - 60" Mower
- 1693123 - 60" Mower
- 1693253 - 60" Mower
- 1694072 - 60" Mower
- 1694073 - 60" Mower

60" Mower Deck - Height Adjust & Hitch Group

REF NO	PART NO.	QTY.	DESCRIPTION
40	1715871SM	2	SPACER
41	1719567	1	SHAFT, Hitch
42	*	1	BRACKET, Front Mower Hitch
43	1960541SM	1	CAPSCREW, Hex Washer Head Taptite, 5/16-18 x 3/4, Black

Not for
Reproduction

Footnotes

Note* If replacing bracket {42} on units prior to SN 60000, order PN 1719567 {Ref 35}. Spacer {Ref 40} and Shaft {Ref 41} are NO LONGER required as these are integral to the replacement bracket.

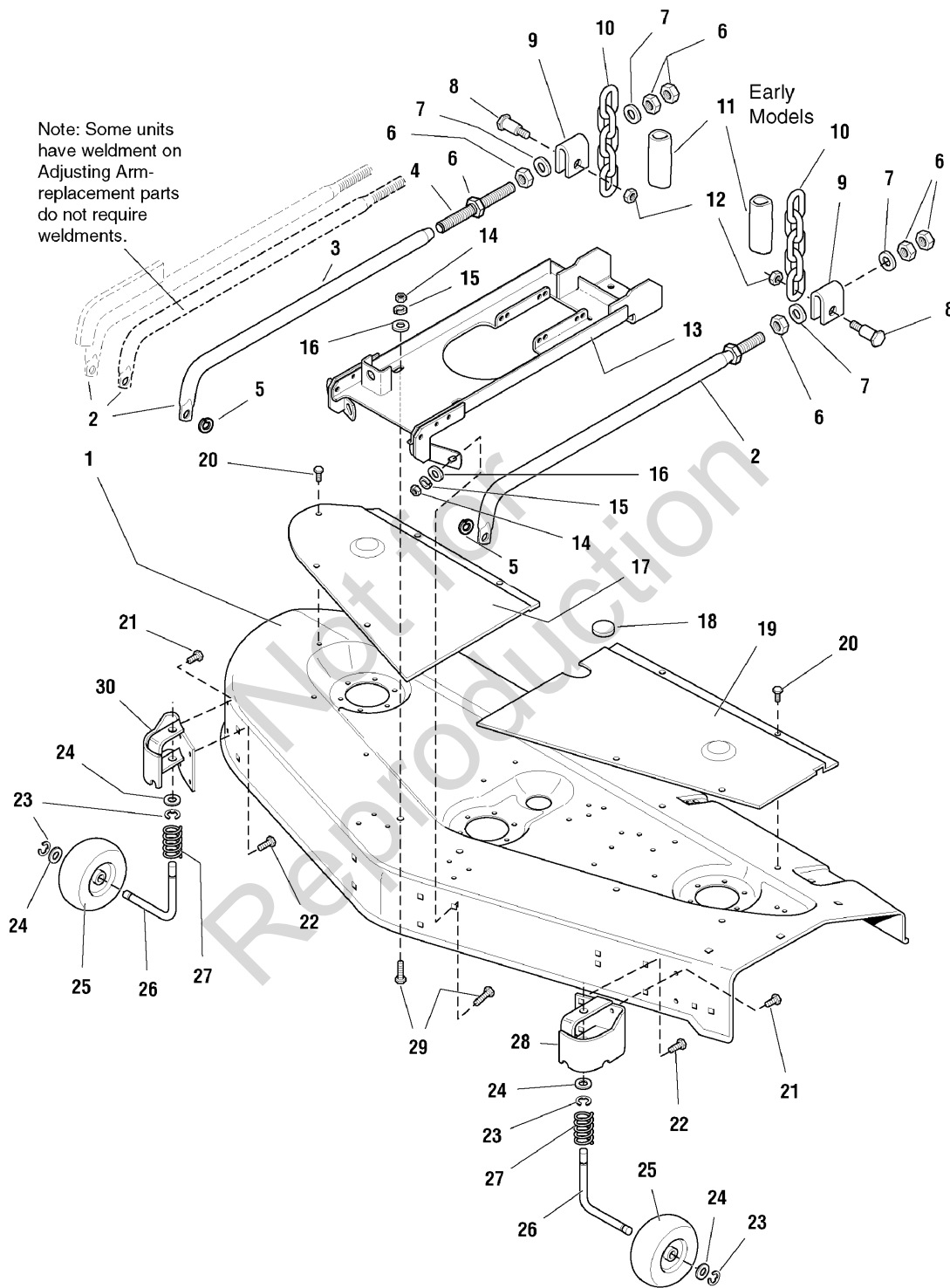
The above parts group applies to the following Mfg. Nos.:

1692860 - 60" Mower
1693123 - 60" Mower
1693253 - 60" Mower
1694072 - 60" Mower
1694073 - 60" Mower

60" Mower Deck - Housing, Cover & Gauge Wheel Group

985506

NOTE: Unless noted otherwise,
use the standard hardware torque
specification chart.



The above parts group applies to the following Mfg. Nos.:

- 1692860 - 60" Mower
- 1693123 - 60" Mower
- 1693253 - 60" Mower
- 1694072 - 60" Mower
- 1694073 - 60" Mower

60" Mower Deck - Housing, Cover & Gauge Wheel Group

REF NO	PART NO.	QTY.	DESCRIPTION
1	1687162SM	1	HOUSING, 60 Mower Deck (Red)
1	1687142SM	1	HOUSING, 60 Mower Deck (Solar Black)
1	1686732SM	1	HOUSING, 60 Mower Deck (Orange)
2	1722839SM	2	ARM AND STUD ASSEMBLY, Adjusting
3	1722506	2	ARM, Adjusting
4	1722507SM	2	STUD
5	2153124SM	2	RING, Retaining
6	1922014SM	6	NUT, Hex Jam, 5/8-18
7	1924366SM	4	WASHER, 5/8
8	2170135SM	2	BOLT, Shoulder, 1/2 x 1.53 - 3/8-16
9	1677182SM	2	TRUNNION
10	2107031SM	2	CHAIN, Lift
11	1686763SM	2	TUBE, Shrink Wrap (Early Models)
12	1930645SM	2	NUT, Hex Flange, Centerlock, 3/8-16
13	1715873ASM	1	SUPPORT ASSEMBLY, 60 Mower Deck
14	1916950SM	3	NUT, Hex, 3/8-16
15	1916965SM	3	LOCKWASHER, 3/8
16	1924940SM	6	WASHER, 3/8
17	1676125CSM	1	COVER, RH, 60 Mower Deck (Orange)
17	1676125	1	COVER, RH, 60 Mower Deck (Grey)
18	1674020SM	1	PLUG, Cover
19	1717003CSM	1	COVER, LH, 60 Mower Deck (Orange)
19	1717003ASM	1	COVER, LH, 60 Mower Deck (Grey)
20	1929000SM	9	CAPSCREW, Taptite, 1/4-20 x 3/8
21	1930601SM	4	CAPSCREW, Taptite, 5/16-18 x 5/8
22	1930601SM	4	CAPSCREW, Taptite, 5/16-18 x 5/8
23	1704420SM	4	KLIPRING, 5/8
24	1960020SM	4	WASHER, Plain, 5/8
25	1716353SM	2	WHEEL, Gauge
26	1716345A	2	SPINDLE, Gauge Wheel
27	1716346SM	2	SPRING, Compression
28	1716347C	1	BRACKET ASSEMBLY, LH Gauge
29	1931350SM	3	CARRIAGE BOLT, 3/8-16 x 1
30	1716350C	1	BRACKET ASSEMBLY, RH Gauge

Footnotes

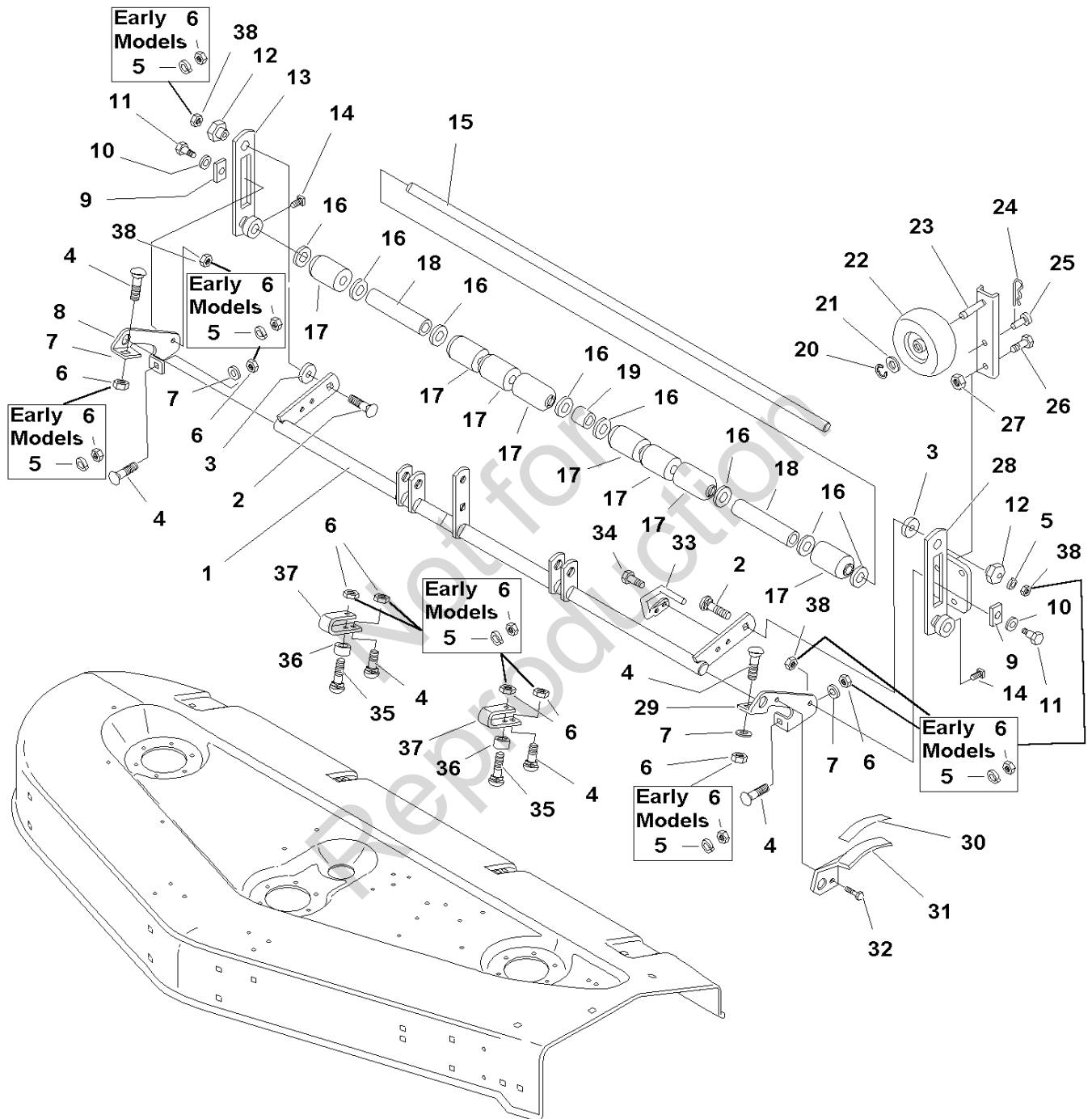
The above parts group applies to the following Mfg. Nos.:

1692860 - 60" Mower
1693123 - 60" Mower
1693253 - 60" Mower
1694072 - 60" Mower
1694073 - 60" Mower

60" Mower Deck - Roller Bar Group - (Serial No. 1 to 59999)

NOTE: Unless noted otherwise,
use the standard hardware torque
specification chart.

S085504



The above parts group applies to the following Mfg. Nos.:

- 1692860 - 60" Mower
- 1693123 - 60" Mower
- 1693253 - 60" Mower
- 1694072 - 60" Mower
- 1694073 - 60" Mower

60" Mower Deck - Roller Bar Group - (Serial No. 1 to 59999)

REF NO	PART NO.	QTY.	DESCRIPTION
1	1715877ASM	1	ROCKER SHAFT ASSEMBLY
2	1931353SM	2	CARRIAGE BOLT, 3/8-16 x 1 3/4
3	1960071SM	2	WASHER
4	1931350SM	6	CARRIAGE BOLT, 3/8-16 x 1
5	1916965SM	12	LOCKWASHER, 3/8 (Early Models)
6	1916950SM	12	NUT, Hex, 3/8-16 (Early Models)
6	1922694SM	8	NUT, Hex Lock, ESNA Heavy, 3/8-16 (Later Models)
7	1924940SM	4	WASHER, 3/8
8	1716982ASM	1	BRACKET, Roller, RH
9	1677507SM	2	SLIDE
10	1924361SM	2	WASHER, 1/2 x 1 1/4
11	2172622SM	2	BOLT, Shoulder
12	1704082SM	2	NUT, Adjuster, Eccentric
13	1715882ASM	1	BAR ASSEMBLY, Roller
14	1928721SM	2	SET SCREW, Square Head, 5/16-18 x 1/2, G8
15	1715884SM	1	SHAFT, Roller
16	2860156SM	8	WASHER
17	1678043SM	8	ROLLER
18	1717011A	2	SPACER, Long
19	1701873SM	1	SPACER, Short
20	2158399SM	1	E-RING, 1/2
21	1960027SM	1	WASHER, 1/2
22	1714760SM	1	WHEEL, Slide
23	1716343ASM	1	BAR ASSEMBLY, Wheel
24	1960074SM	1	HAIRPIN
25	1708298SM	1	HITCH PIN, 3/8
26	1921210SM	1	CAPSCREW, Hex Head, 3/8-16 x 1
27	1919439SM	1	NUT, Hex Nylon, 3/8-16
28	1716341ASM	1	BAR ASSEMBLY, Roller
29	1716983ASM	1	BRACKET, Roller, LH
30	1717583SM	1	DECAL, Cutting Height
31	1716480ASM	1	PLATE, Height Indicator
32	1929000SM	1	CAPSCREW, Taptite, 5/16-18 x 1/2
33	1716481SM	1	ROD, Indicator
34	1924856SM	1	CAPSCREW, Hex Head, Taptite, 5/16-18 x 1/2
35	1931355SM	2	CARRIAGE BOLT, 3/8-16 x 2 1/4
36	1676088A	2	SPACER
37	1676087ASM	2	STRAP
38	2860681SM	4	NUT, Hex Alm Insert Lock, 3/8-16 (Later Models)

Footnotes

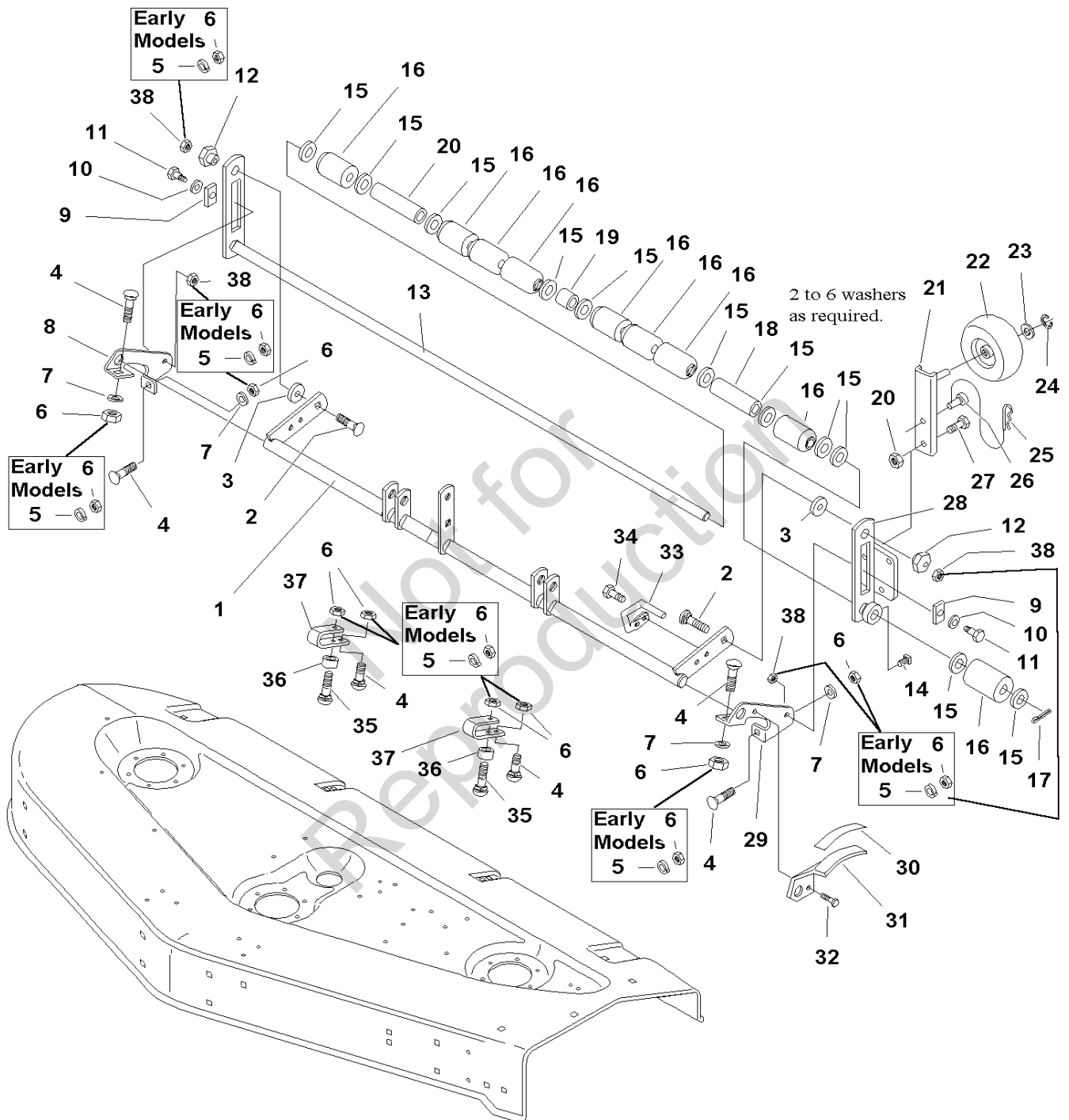
The above parts group applies to the following Mfg. Nos.:

1692860 - 60" Mower
1693123 - 60" Mower
1693253 - 60" Mower
1694072 - 60" Mower
1694073 - 60" Mower

60" Mower Deck - Roller Bar Group - (Serial No. 60000 and above)

S685504

NOTE: Unless noted otherwise,
use the standard hardware torque
specification chart.



The above parts group applies to the following Mfg. Nos.:

- 1692860 - 60" Mower
- 1693123 - 60" Mower
- 1693253 - 60" Mower
- 1694072 - 60" Mower
- 1694073 - 60" Mower

60" Mower Deck - Roller Bar Group - (Serial No. 60000 and above)

REF NO	PART NO.	QTY.	DESCRIPTION
1	1715877ASM	1	ROCKER SHAFT ASSEMBLY
2	1931353SM	2	CARRIAGE BOLT, 3/8-16 x 1 3/4
3	1960071SM	2	WASHER
4	1931350SM	6	CARRIAGE BOLT, 3/8-16 x 1
5	1916965SM	10	LOCKWASHER, 3/8 (Early Models)
6	1922694SM	8	NUT, Hex Lock, ESNA Heavy, 3/8-16 (Later Models)
6	1916950SM	12	NUT, Hex, 3/8-16 (Early Models)
7	1924940SM	4	WASHER, 3/8
8	1716982ASM	1	BRACKET, Roller, RH
9	1677507SM	2	SLIDE
10	1924361SM	2	WASHER, 1/2 x 1 1/4
11	2172622SM	2	BOLT, Shoulder
12	1704082SM	2	NUT, Adjuster, Eccentric
13	1719650ASM	1	SHAFT & BAR ASSEMBLY, Roller
14	1928721SM	1	SET SCREW, Square Head, 5/16-18 x 1/2, G8
15	1960201SM	11	WASHER, 1.0 (Additional Qty As Required)
16	1678043SM	9	ROLLER
17	1918459SM	1	PIN, Cotter
18	1717011A	2	SPACER, Long
19	1701873SM	1	SPACER, Short
20	1919439SM	1	NUT, Hex Nylon Lock, 3/8-16
21	1716343ASM	1	BAR ASSEMBLY, Wheel
22	1714760SM	1	WHEEL, Slide
23	1960027SM	1	WASHER, 1/2
24	2158399SM	1	E-RING, 1/2
25	1960074SM	1	HAIRPIN
26	1729281SM	1	HITCH PIN, 3/8
27	1921969SM	1	CAPSCREW, Hex Head, 3/8-16 x 1-1/2
28	1716341ASM	1	BAR ASSEMBLY, Roller
29	1716983ASM	1	BRACKET, Roller, LH
30	1717583SM	1	DECAL, Cutting Height
31	1716480ASM	1	PLATE, Height Indicator
32	1929000SM	1	CAPSCREW, Taptite, 5/16-18 x 1/2
33	1716481SM	1	ROD, Indicator
34	1924856SM	1	CAPSCREW, Hex Head, Taptite, 5/16-18 x 1/2
35	1931355SM	2	CARRIAGE BOLT, 3/8-16 x 2 1/4
36	1676088A	2	SPACER
37	1676087ASM	2	STRAP
38	2860681SM	4	NUT, Hex Alm Insert Lock, 3/8-16 (Later Models)

Footnotes

The above parts group applies to the following Mfg. Nos.:

1692860 - 60" Mower
1693123 - 60" Mower
1693253 - 60" Mower
1694072 - 60" Mower
1694073 - 60" Mower

Not for
Reproduction

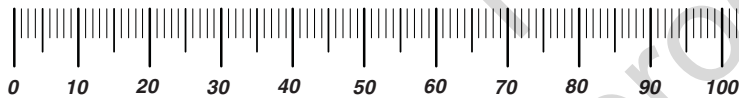
Not for
Reproduction

Not for
Reproduction

Hardware Identification & Torque Specifications

Torque Specification Chart								
FOR STANDARD METRIC MACHINE HARDWARE (Tolerance ± 20%)								
Property Class	5.6		8.8		10.9		12.9	
	Class 5.6		Class 8.8		Class 10.9		Class 12.9	
Size Of Hardware	in/lbs		in/lbs		in/lbs		in/lbs	
	ft/lbs	Nm.	ft/lbs	Nm.	ft/lbs	Nm.	ft/lbs	Nm.
M3	5.88	.56	13.44	1.28	19.2	1.80	22.92	2.15
M4	13.44	1.28	30.72	2.90	43.44	4.10	52.56	4.95
M5	26.4	2.50	60.96	5.75	5.97	8.10	7.15	9.7
M6	44.64	4.3	7.3	9.9	10.3	14	12.1	16.5
M7	5.2	7.1	12.1	16.5	16.9	23	19.9	27
M8	7.7	10.5	17.7	24	25	34	29	40
M10	15	21	35	48	50	67	59	81
M12	26	36	61	83	86.2	117	103	140
M14	42	58	101	132	136	185	162	220
M16	64	88	147	200	210	285	250	340
M18	89	121	202	275	287	390	346	470
M20	126	171	290	390	405	550	486	660
M22	169	230	390	530	559	745	656	890
M24	217	295	497	375	708	960	840	1140
M27	320	435	733	995	1032	1400	1239	1680
M30	435	590	995	1350	1401	1900	1681	2280
M33	590	800	1349	1830	1902	2580	2278	3090
M36	759	1030	1740	2360	2441	3310	2935	3980
M39	988	1340	2249	3050	3163	4290	3798	5150

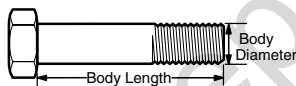
The guides and ruler furnished below are designed to help you select the appropriate hardware.



Nut, M8

Thread Diameter (mm)
Inside Diameter (in)
Threads per inch

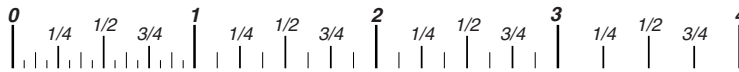
Nut, 1/2-16



Screw, M8- 1.25 x 25

Thread Diameter (mm)
Body Diameter
Distance between threads (mm)
Threads per inch
Body Length (mm)
Body Length (in)

Screw, 1/2- 16 x 2



Standard Hardware Sizing

When a washer or nut is identified as 1/2" (M8), this is the *Nominal size*, meaning the *inside diameter* is 1/2 inch (8mm metric thread diameter); if a second number is present it represents the *threads per inch* (distance between threads).

When bolt or capscrew is identified as 1/2 - 16 x 2" (M8 - 1.25 x 50), this means the *Nominal size*, or body diameter is 1/2 inch (8mm metric thread diameter), the second number, 16, represents the *threads per inch*, (1.25 thread diameter). The final number is the body length of the bolt or screw, 2 inches (50mm).

Torque Specification Chart						
FOR STANDARD MACHINE HARDWARE (Tolerance ± 20%)						
Hardware Grade	No Marks		No Marks		No Marks	
	SAE Grade 2		SAE Grade 5		SAE Grade 8	
Size Of Hardware	in/lbs		in/lbs		in/lbs	
	ft/lbs	Nm.	ft/lbs	Nm.	ft/lbs	Nm.
8-32	19	2.1	30	3.4	41	4.6
8-36	20	2.3	31	3.5	43	4.9
10-24	27	3.1	43	4.9	60	6.8
10-32	31	3.5	49	5.5	68	7.7
1/4-20	66	7.6	8	10.9	12	16.3
1/4-28	76	8.6	10	13.6	14	19.0
5/16-18	11	15.0	17	23.1	25	34.0
5/16-24	12	16.3	19	25.8	29	34.0
3/8-16	20	27.2	30	40.8	45	61.2
3/8-24	23	31.3	35	47.6	50	68.0
7/16-14	30	40.8	50	68.0	70	95.2
7/16-20	35	47.6	55	74.8	80	108.8
1/2-13	50	68.0	75	102.0	110	149.6
1/2-20	55	74.8	90	122.4	120	163.2
9/16-12	65	88.4	110	149.6	150	204.0
9/16-18	75	102.0	120	163.2	170	231.2
5/8-11	90	122.4	150	204.0	220	299.2
5/8-18	100	136	180	244.8	240	326.4
3/4-10	160	217.6	260	353.6	386	525.0
3/4-16	180	244.8	300	408.0	420	571.2
7/8-9	140	190.4	400	544.0	600	816.0
7/8-14	155	210.8	440	598.4	660	897.6
1-8	220	299.2	580	788.8	900	1,244.0
1-12	240	326.4	640	870.4	1,000	1,360.0

NOTES

- These torque values are to be used for all hardware excluding: locknuts, self-tapping screws, thread forming screws, sheet metal screws and socket head setscrews.
- Recommended seating torque values for locknuts:
 - for prevailing torque locknuts - use 65% of grade 5 torques.
 - for flange whizlock nuts and screws - use 135% of grade 5 torques.
- Unless otherwise noted on assembly drawings, all torque values must meet this specification.

Common Hardware Types

Hex Head Capscrew



Washer

Carriage Bolt



Lockwasher



Hex Nut

Wrench & Fastener Size Guide

1/4" Bolt or Nut Wrench—7/16"	5/16" Bolt or Nut Wrench—1/2"	3/8" Bolt or Nut Wrench—9/16"	7/16" Bolt or Nut Wrench (Bolt)—5/8" Wrench (Nut)—11/16"	1/2" Bolt or Nut Wrench—3/4"
M6 Bolt or Nut Wrench—10mm	M8 Bolt or Nut Wrench—13mm	M10 Bolt or Nut Wrench—17mm	M12 Bolt or Nut Wrench—19mm	M14 Bolt or Nut Wrench—22mm

Not for
Reproduction

**IT IS THE POLICY OF BRIGGS & STRATTON CORP. TO IMPROVE ITS PRODUCTS
WHENEVER IT IS POSSIBLE AND PRACTICAL TO DO SO. WE RESERVE THE RIGHT TO
MAKE CHANGES OR ADD IMPROVEMENTS AT ANY TIME WITHOUT INCURRING ANY
OBLIGATION TO MAKE SUCH CHANGES ON PRODUCTS.**

Briggs & Stratton Yard Power Products Group

3515 N. 124 Street / PO Box 702
Wauwatosa, WI 53222 USA

© Copyright 2009 by Briggs & Stratton Corporation
Milwaukee, WI, USA. All rights reserved

www.simplicitymfg.com
www.masseeyard.com
www.agcoyard.com
www.allischalmersyard.com