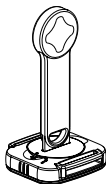
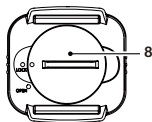
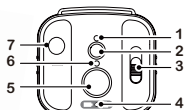


PIXPRO

Optional Accessory for SP360 4K
Remote Control-B



© 2016 JK Imaging Ltd. All Rights Reserved.
JK Imaging Ltd., 17239 So. Main Street, Gardena, CA 90248 USA
JK Imaging Europe, 71 Clarendon Road, Watford, WD17 1DS, UK
<http://kodakpixpro.com>

VR369086099-0



Printed in China

EN

Specifications:

- Dimensions: 47×48×13.7mm (excluding external antenna)
- Weight: 27g (battery included, excluding external antenna)
- Temperature: -10 to 40°C
- Humidity: 0~90%
- Battery: Button Cell CR2450

Functionality Overview:

1. Signal Indicator Lamp
2.  Signal Test Button
3. Recording / Shooting Switch *
4. Battery / Memory Card Indicator Light
5.  Recording / Shooting Button
6. Shooting Status Indicator Light
7. External Antenna
8. Battery Cover

Battery Installation:

Open the battery cover plate with the included accessories tool in a counter clockwise direction. Insert the battery with the anode facing upward. Replace cover plate over battery and turn clockwise to lock into place.

Includes:

- Remote Control-B
- Part No. RR-BK02
- Accessories Tool
- Button Cell Battery CR2450
- External Antenna
- Wrist Strap



* Recording / Shooting Switch fixed in Global Mode.

Federal Communication Commission Interference Statement

This device complies with Part 15 of the FCC Rules. Operation is subject to the following two conditions: (1) This device may not cause harmful interference, and (2) this device must accept any interference received, including interference that may cause undesired operation.

This equipment has been tested and found to comply with the limits for a Class B digital device, pursuant to Part 15 of the FCC Rules. These limits are designed to provide reasonable protection against harmful interference in a residential installation. This equipment generates, uses and can radiate radio frequency energy and, if not installed and used in accordance with the instructions, may cause harmful interference to radio communications. However, there is no guarantee that interference will not occur in a particular installation. If this equipment does cause harmful interference to radio or television reception, which can be determined by turning the equipment off and on, the user is encouraged to try to correct the interference by one of the following measures:

- Reorient or relocate the receiving antenna.
- Increase the separation between the equipment and receiver.
- Connect the equipment into an outlet on a circuit different from that to which the receiver is connected.
- Consult the dealer or an experienced radio/TV technician for help.

FCC Caution: Any changes or modifications not expressly approved by the party responsible for compliance could void the user's authority to operate this equipment.

This transmitter must not be co-located or operating in conjunction with any other antenna or transmitter.