



# POP>UP GOAL

INSTANT FOLD-UP/FOLD-DOWN SOCCER NET

## SETUP & USAGE INSTRUCTIONS



**INCLUDES:**

- Pop Up Goal (6' x 4')
- Carry Bag
- Ground Stakes (4)
- Support Poles (2)

Please watch our instructional video at [POPUPNETASSEMBLY.com](http://POPUPNETASSEMBLY.com)

## BEFORE YOU BEGIN



### Important:



This Pop-Up Goal is constructed with a metal spring loop and is designed to pop open and close quickly. Use caution when opening and closing this Pop-Up Goal. Adult assembly recommended.

- » Make sure you have all of the Pop-Up Goal components, listed on cover.
- » Read all setup and usage instructions carefully.
- » Inspect the net to make sure there are no tears. If there are, please contact customer service toll free at 877-225-7275. The SKLZ Pop-Up Goal includes a lifetime warranty on replacement nets.
- » Make sure your area is clear of any obstructions and people as the goal could release quickly while opening.

## ASSEMBLY

### STEP 1—OPENING THE GOAL

Take the goal out of the carry bag. Pull on a section of the black frame and pull the goal open. Lay the goal face down, logo facing the ground (not showing), as illustrated.




### STEP 2—SETTING-UP THE GOAL

Assemble each support pole by fitting the male end of each section into the female end of the other section.



Support Pole Assembly

Take one support pole and slide it into one of the bottom sleeves on the base of the goal. Grab the corresponding sleeve on the same side of the goal and pull the goal up. Slide the top sleeve over the support pole. If needed, adjust the length of the sleeve strap and clip the sleeves together. Make sure to tighten the sleeve strap if it is loose. Repeat on the other side. Stand the goal up.



Bottom Sleeve



Connect Sleeve Strap

### STEP 3—SECURING THE GOAL

Place the goal in the desired location. Using the four provided ground stakes, secure the goal into the ground by pushing one stake through each red loop on each corner of the pop-up goal.

Your Pop-Up Goal is now ready for use.



## STORAGE

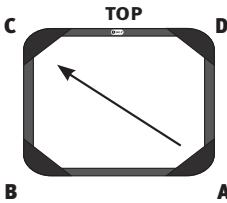
### STEP 1—BREAKING THE GOAL DOWN

NOTE: We recommend watching our instructional video at [POPUPNETASSEMBLY.com](http://POPUPNETASSEMBLY.com) before folding up the Pop-Up Goal. Please note that this video is for our Pop-Up Nets and not all of the assembly is the same; however, you will fold down your Pop-Up Goal the same way.

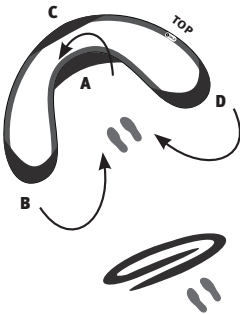
Remove the stakes from each corner and store in the carry bag. Unclip each sleeve and pull out each support pole. Pull the poles apart to store. Lay the goal face up, showing the SKLZ logo, with the goal base underneath the goal.

### STEP 2—FOLDING THE GOAL

NOTE: The goal will almost fold itself. It should fold naturally. Please do not exert excessive force when folding as this may warp the frame.



Take bottom right corner **A** and fold it across to diagonal corner **C** leaving a few feet between each corner.



Holding corner **A** in your right hand grab corner **B** in your left hand and pull corner **B** toward you.

With your right hand push corner **A** down toward your feet.

Once you have folded these corners, **C** should fold up toward you and **D** should follow by wrapping around the outside for the folded goal.

Once folded, store goal in the carry bag, along with the assembly poles and ground stakes.

**90-DAY LIMITED WARRANTY – 6'x4' POP-UP GOAL**

Pro Performance Sports (PPS) warrants to the original consumer purchaser of any PPS product it manufactures that the product will be free of defects in materials or workmanship for 90 days (unless specified in alternate warranties) from the date of purchase. If defective, and purchased from a retail store, return the product along with receipt to the retail store where the product was purchased. If the item was purchased from PPS, return the product along with proof of the date of purchase (i.e. the packing slip), postage prepaid to the address below for replacement consideration:

Pro Performance Sports :: 5823 Newton Dr, Suite 130 :: Carlsbad, CA 92008 :: Attn: Returns

This warranty does not cover damages resulting from accident, misuse, abuse or lost merchandise. Only valid in the USA. All returns sent to Pro Performance Sports require a Return Merchandise Authorization number (RMA). For returns to Pro Performance Sports and for all other Customer Service inquiries, please call toll free: 1-877-225-7275

**REGISTER YOUR PRODUCT AT SKLZ.COM TO ENSURE WARRANTY COVERAGE,  
GET NEW PRODUCT INFORMATION AND SPECIAL DEALS FROM SKLZ**

**DO YOU HAVE A WINNING SPORTS PRODUCT OR IDEA?**

Visit our website to learn how to submit a product application for consideration. It may become our next winning product!

**SKLZ.com**



©2010 Pro Performance Sports.  
All rights reserved.  
Unauthorized duplication is  
a violation of applicable laws.



MADE IN CHINA