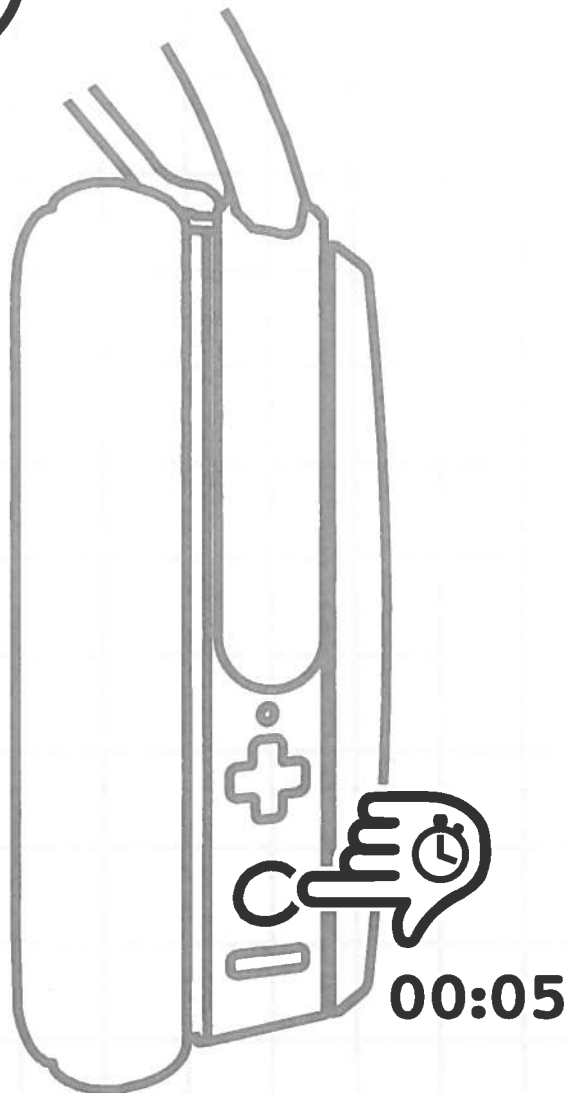




**QUICK
START
GUIDE**

**CRUSHER[®]
WIRELESS**

PAIR NEW DEVICE :

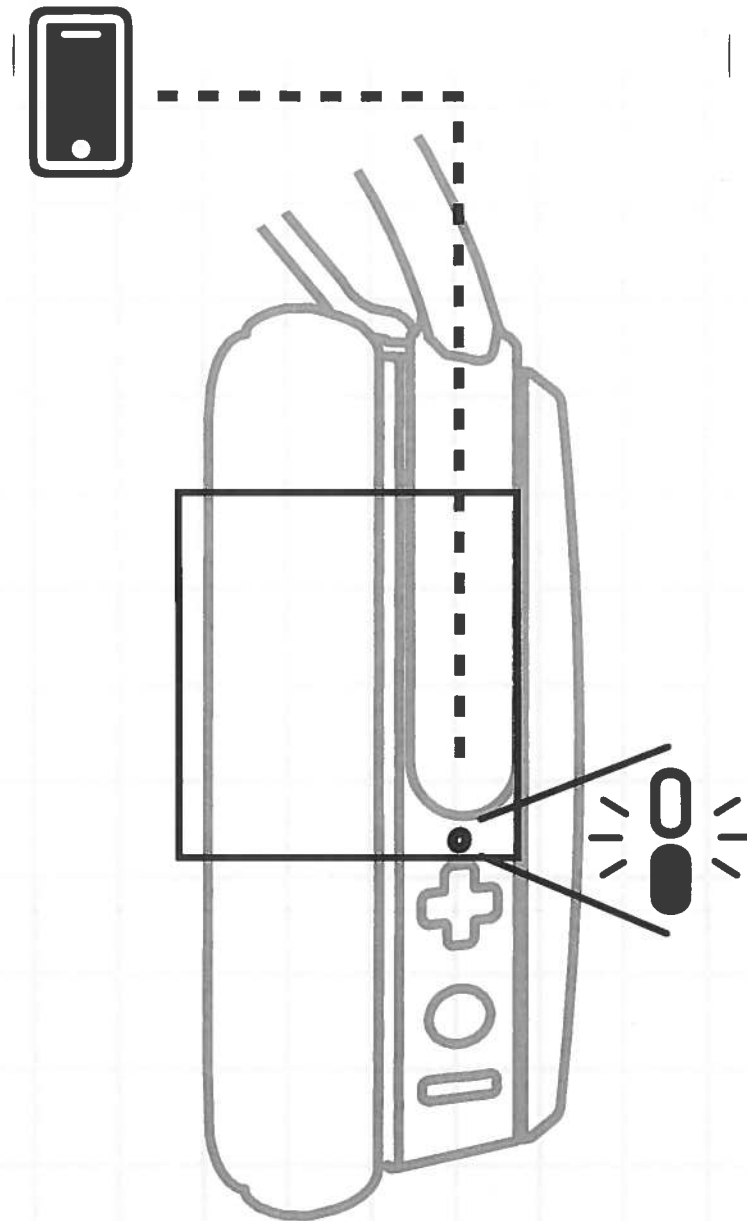


1

*OFF MODE

PAIR NEW DEVICE *Off mode
COUPLER NOUVEL APPAREIL *Mode off
VINCULAR NUEVO DISPOSITIVO *Modo apagado
ACCOPIA NUOVO DISPOSITIVO *Modalità spento
EMPARELHAR NOVO DISPOSITIVO *Modo desligado
MIT NEUEM GERÄT KOPPELN *Ausgeschalteter Zustand
NIEUW APPARAAT PAREN *uitmodus
PARDAN NY ENHED *Slukket tilstand
MUODOSTA UUSI LAITEPARI *Off-tila
SAMMENKOBLE NY ENHET *Av-modus
PARA NY ENHET *Av-läge
СОПРЯЖЕНИЕ НОВОГО УСТРОЙСТВА *В выключенном режиме
配对新设备 *关机模式
新しいデバイスをペアリング *オフモード
'새 기기 짝맞추기' *끄기 모드
وضع إيقاف مزوجة جهاز جديد

PAIRING MODE :



3

"CRUSHER WIRELESS"

PAIRING MODE

MODE COUPLAGE

MODO DE VINCULACIÓN

MODALITÀ DI ACCOPPIAMENTO

MODO EMPARELHAMENTO

KOPPELMODUS

PAARMODUS

PARDANNELSEvSTILSTAND

LAITEPARIN MUODOSTUSTILA

SAMMENKOBLINGSMODUS

PARNINGSLÄGE

РЕЖИМ СОПРЯЖЕНИЯ

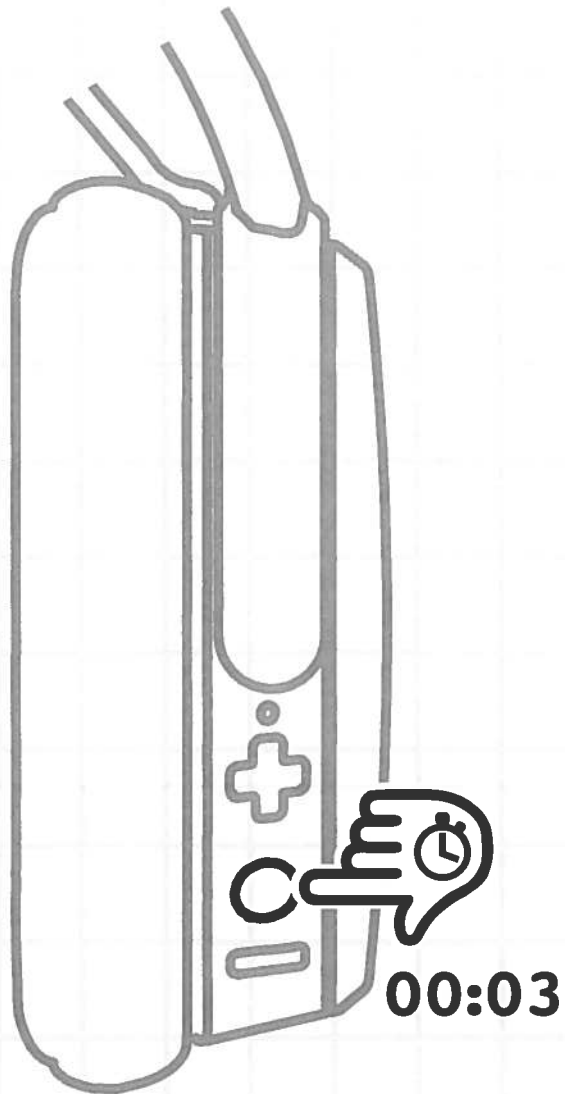
配对模式

ペアリングモード

페어링 모드

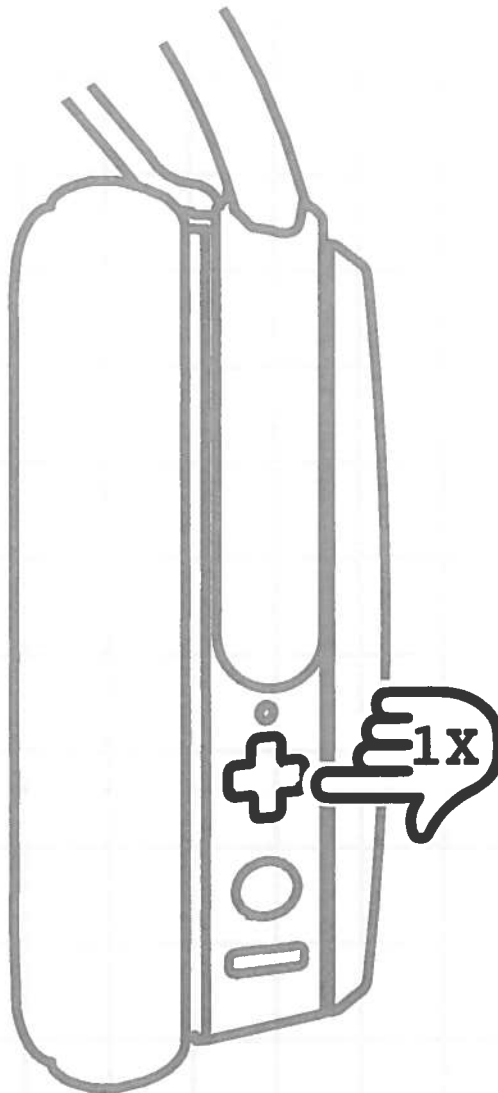
وضع المزوجة

POWER-ON/OFF :



POWER-ON/OFF
ON/OFF
ENCENDIDO/APAGADO
ACCENSIONE/SPEGNIMENTO
LIGAR/DESLIGAR
EIN/AUS
AAN-/UITZETTING
TÆND/SLUK FOR STRØM
VIRTA PÄÄLLE/POIS
STRØM AV/PÅ
STRÖM AV/PÅ
ВКЛЮЧИТЬ/ВЫКЛЮЧИТЬ ПИТАНИЕ
开机/关机
電源 - ON/OFF
전원 켜기/끄기
تشغيل/إيقاف تشغيل

VOLUME UP :



VOLUME UP

VOLUME +

SUBIR VOLUMEN

AUMENTO VOLUME

AUMENTAR O VOLUME

LAUTSTÄRKE ERHÖHEN

VOLUME OMHOOG

SKRU OP FOR LYDSTYRKEN

ÄÄNENVOIMAKKUUDEN LISÄYS

VOLUM OPP

ÖKA VOLYMEN

УВЕЛИЧЕНИЕ ГРОМКОСТИ

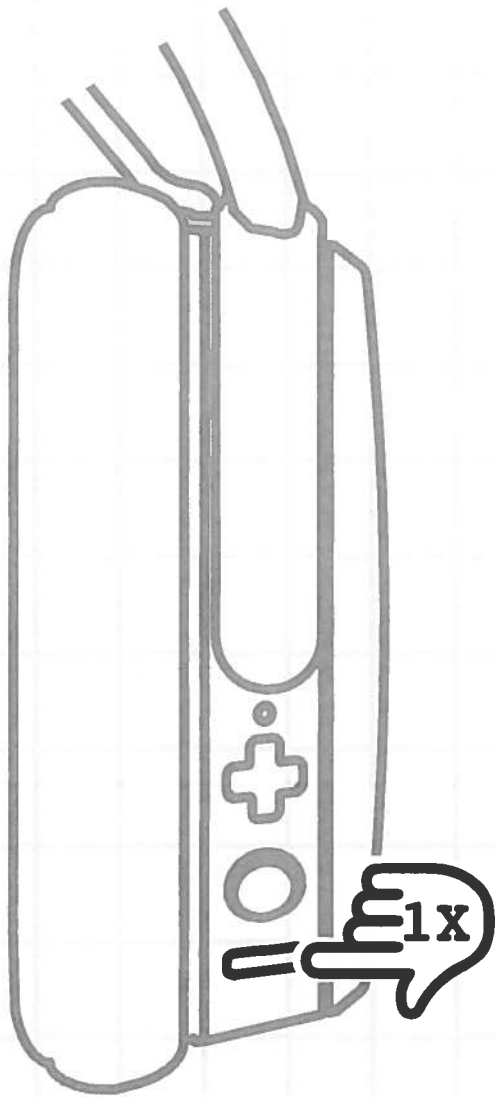
音量増大

音量を上げる

볼륨 높이기

رفع مستوى الصوت

VOLUME DOWN:



VOLUME DOWN

VOLUME -

BAJAR VOLUMEN

RIDUZIONE VOLUME

DIMINUIR O VOLUME

LAUTSTÄRKE SENKEN

VOLUME OMLAAG

SKRU NED FOR LYDSTYRKEN

ÄÄNENVOIMAKKUUDEN VÄHENNYS

VOLUM NED

SÄNKA VOLYMEN

УМЕНЬШЕНИЕ ГРОМКОСТИ

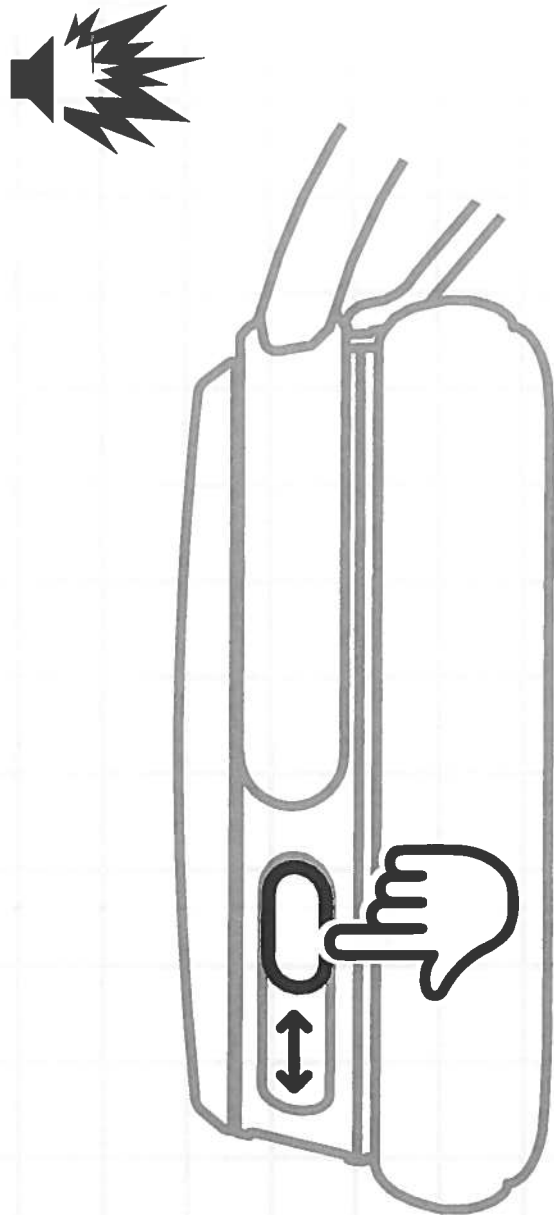
音量减小

音量を下げる

볼륨 낮추기

خفض مستوى الصوت

BASS CONTROL:



11

"SLIDE UP/DOWN"

BASS CONTROL:

CONTRÔLE DE BASSE

CONTROL DE GRAVES

CONTROLLO DEI BASSI

AJUSTE DE GRAVES

BASSREGLER

LAGE TONEN

BASKONTROL

BASSON SÄÄTÖ

BASSKONTROLL

BASKONTROLL

РЕГУЛЯТОР БАСА

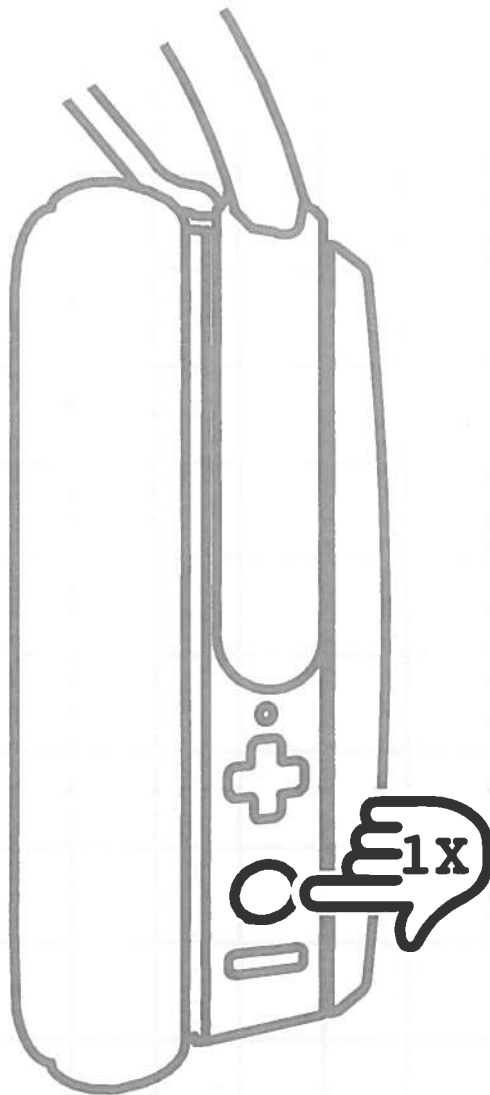
低音调节

低音調整

베이스 제어

التحكم في الجهير

PLAY / PAUSE



PLAY/PAUSE

LECTURE/PAUSE

REPRODUCIR/PAUSAR

RIPRODUCI/PAUSA

REPRODUZIR/COLOCAR EM PAUSA

WIEDERGABE/PAUSE

AFSPELEN/PAUZEREN

AFSPIL/PAUSE

TOISTO/TAUKO

SPILL/PAUSE

SPELA UPP/PAUSA

ВОСПРОИЗВЕДЕНИЕ/ПАУЗА

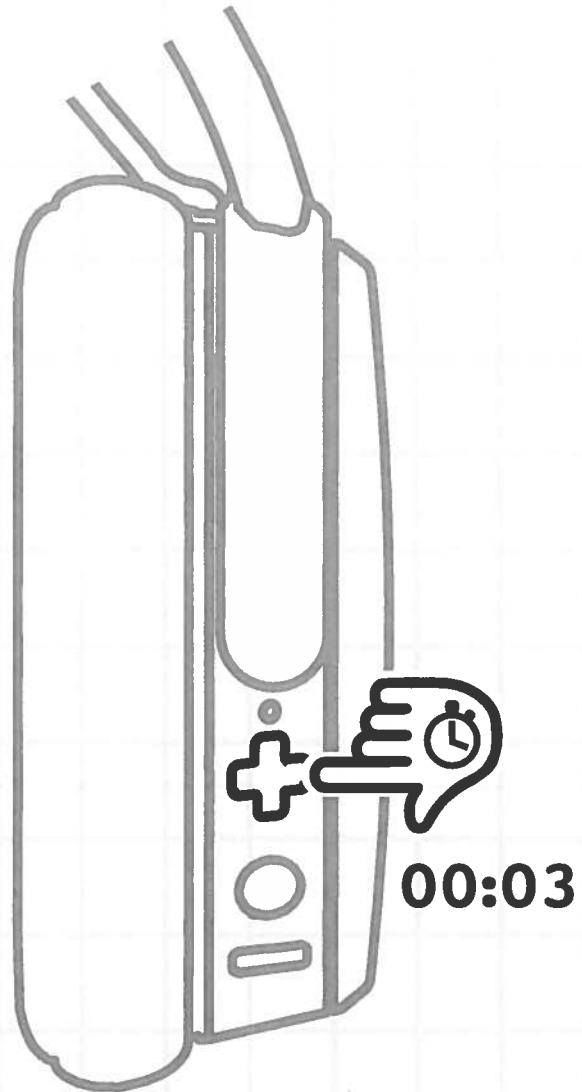
播放/暫停

再生 / 一時停止

재생/일시 정지

تشغيل/إيقاف مؤقت

TRACK FORWARD:



TRACK FORWARD

PISTE SUIVANTE

ADELANTAR

BRANO SUCCESSIVO

FAIXA SEGUINTE

NÄCHSTER TITEL

VOLGEND NUMMER

SKIFT TIL NÆSTE MUSIKNUMMER

KELAUS ETEENPÄIN

NESTE SPOR

NÄSTA LJUDSPÅR

ПЕРЕКЛЮЧЕНИЕ НА 1 ТРЕК ВПЕРЕД

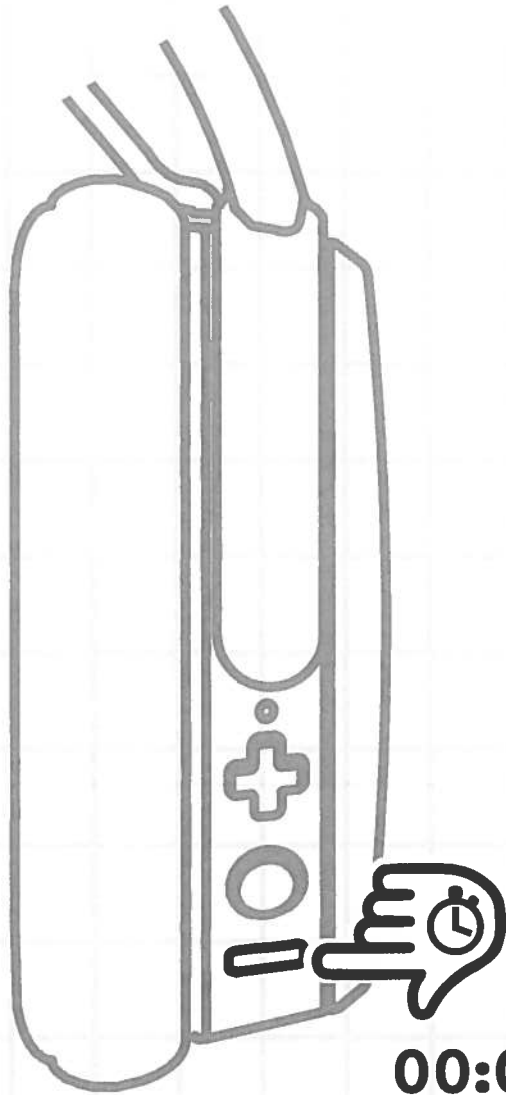
下一曲目

次のトラックを再生する

다음 트랙으로

مسار إلى الأمام

TRACK BACK:



TRACK BACK

PISTE PRÉCÉDENTE

RETROCEDER

BRANO PRECEDENTE

FAIXA ANTERIOR

VORANGEHENDER TITEL

VORIG NUMMER

MUSIKNUMMER TILBAGE

KELAUS TAAKSEPÄIN

FORRIGE SPOR

BYTA TILL FÖREGÅENDE SPÅR

ПЕРЕКЛЮЧЕНИЕ НА 1 ТРЕК НАЗАД

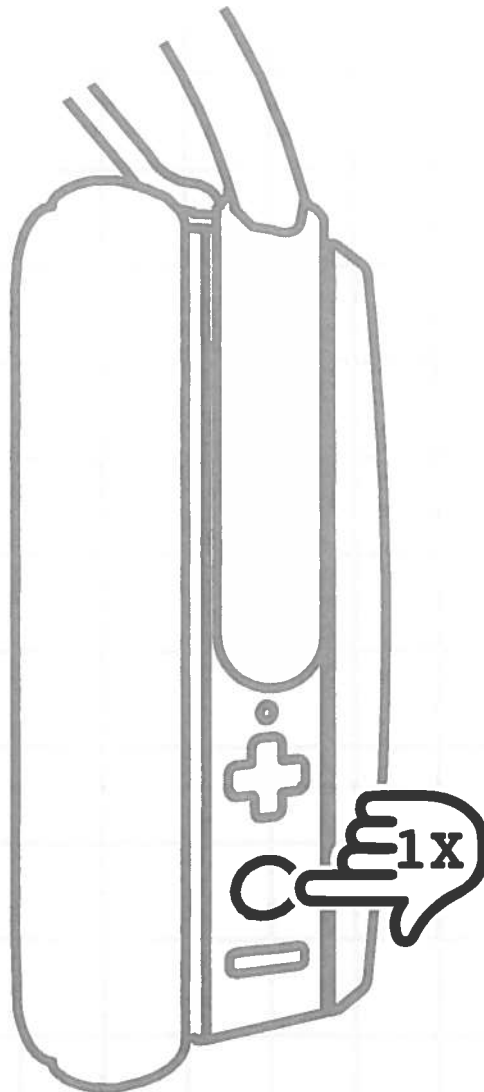
上一曲目

前のトラックを再生する

이전 트랙으로

مسار إلى الخلف

ANSWER/END:



ANSWER/END

RÉPONDRE/FIN

RESPONDER/COLGAR

RISPOSTA/FINE

ATENDER/DESLIGAR

ANNEHMEN/BEENDEN

BEANTWOORDEN/BEËINDIGEN

BESVAR/AFSLUT

VASTAUS/LOPETUS

SVAR/AVSLUTT

SVARA/LÄGG PÅ

ОТВЕТИТЬ/ЗАКОНЧИТЬ

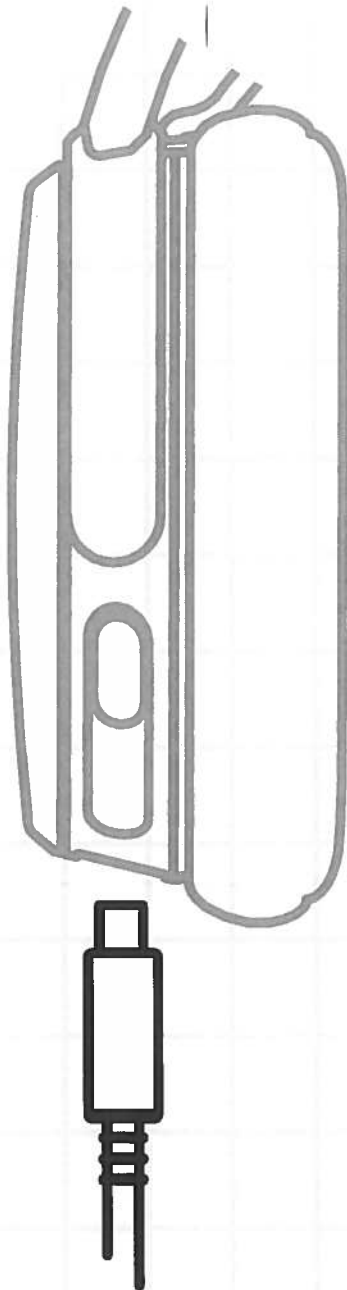
接听/结束

応答 / 終了

전화 받기/끊기

الرد/الإنهاء

CHARGE :



CHARGE

CHARGE

CARGAR

CARICA

CARREGAR

AUFLADEN

OPLADEN

OPLAD

LATAUS

LADING

LADDA

ЗАРЯДКА

充电

充電

충전

Questions Visit: www.skullcandy.com

Si vous avez des questions, allez sur:

www.skullcandy.com

Si tienes dudas, visita:

www.skullcandy.com

Domande Visitare il sito:

www.skullcandy.com

Fazer perguntas: www.skullcandy.com

Fragen Besuch: www.skullcandy.com

Voor vragen bezoek: www.skullcandy.com

For spørsmål se: www.skullcandy.com

Vastauksia löytyy: www.skullcandy.com

For spørsmål, besøk: www.skullcandy.com

Vid frågor, besök: www.skullcandy.com

Если у вас возникнут вопросы, посетите:

www.skullcandy.com

如有问题请访问: www.skullcandy.com

質問がある場合はこちらをご覧ください:

www.skullcandy.com

질문 방문: www.skullcandy.com

www.skullcandy.com:

إذا كانت لديك أي تساؤلات، تفضل بزيارة

The user is cautioned that any changes or modifications not expressly approved by the party responsible for compliance could void the user's authority to operate the equipment.

The IC Compliance Statement

This device complies with Industry Canada's licence-exempt

RSSs. Operation is subject to the following two conditions:

- (1) This device may not cause interference; and
- (2) This device must accept any interference, including interference that may cause undesired operation of the device.

IC Statment

Le présent appareil est conforme aux CNR d'Industrie Canada applicables aux appareils radio exempts de licence. L'exploitation est autorisée aux conditions suivantes : (1) l'appareil ne doit pas produire de brouillage, et (2) l'utilisateur de l'appareil doit accepter tout brouillage radioélectrique subi, même si le brouillage est susceptible d'en compromettre le fonctionnement.

La operación de este equipo está sujeta a las siguientes dos condiciones: (1) es posible que este equipo o dispositivo no cause interferencia perjudicial y (2) este equipo o dispositivo debe aceptar cualquier interferencia, incluyendo la que pueda causar su operación no deseada.

The FCC Compliance Statement

This device complies with part 15 of the FCC Rules.

Operation is subject to the following two conditions: (1)

This device may not cause harmful interference, and (2) this device must accept any interference received,

including interference that may cause undesired operation.

This equipment has been tested and found to comply with the limits for a Class B digital device, pursuant to part 15 of the FCC Rules. These limits are designed to provide

reasonable protection against harmful interference in a

residential installation. This equipment generates, uses and

can radiate radio frequency energy and, if not installed and

used in accordance with the instructions, may cause harmful

interference to radio communications. However, there is no

guarantee that interference will not occur in a particular

installation. If this equipment does cause harmful interference

to radio or television reception, which can be determined by

turning the equipment off and on, the user is encouraged to

try to correct the interference by one or more of the following

measures:

- Reorient or relocate the receiving antenna.
- Increase the separation between the equipment and receiver.
- Connect the equipment into an outlet on a circuit different from that to which the receiver is connected.
- Consult the dealer or an experienced radio/TV technician for help.

- (1) 이 기기는 가정용으로 전자파적합등록을 한 기기로서 주거지역에서는 물론 모든 지역에서 사용할 수 있습니다.
- (2) 당해 무선설비는 전파혼신 가능성이 있으므로 인명안전과 관련된 서비스는 할 수 없음.

根據NCC低功率電波輻射性電機管理辦法規定:

(1)第十二條經型式認證合格之低功率射頻電機,非經許可,公司、商號或使用者均不得擅自變更頻率、加大功率或變更原設計之特性及功能。

(2)第十四條

低功率射頻電機之使用不得影響飛航安全及干擾合法通信;經發現有干擾現象時,應立即停用,並改善至無干擾時方得繼續使用。

前項合法通信,指依電信法規定作業之無線電通信。

低功率射頻電機須忍受合法通信或工業、科學及醫療用電波

EN CONTAINS Li-ion BATTERY. BATTERY MUST BE RECYCLED OR DISPOSED OF PROPERLY.

FR CONTIENT BATTERIE LI-ION . BATTERIE DOIT ÊTRE RECYCLÉE OU JETÉES CORRECTEMENT.

ES CONTIENE UNA BATERÍA LI-ION. LA BATERÍA DEBE SER RECICLADA O DESECHADA ADECUADAMENTE.

MODEL: S6CRW

EN Skullcandy, , and other marks are registered trademarks of Skullcandy, Inc. All rights reserved. Speaker Driver: 40mm; Impedance: 32 Ohms • Crusher Driver 34mm; Impedance: 13 Ohms • THD <0.1% (1mW/500Hz) • Weight: 275g • DC input: 5V === 500mA. **FR** Skullcandy, , Logos et dessins associés à Skullcandy sont les marques commerciales et/ou déposées de Skullcandy, Inc. Tous droits réservés. Driver Président: 40mm; Impédance: 32 Ohms • Crusher Driver 34mm; Impédance: 13 Ohms • THD <0.1% (1mW/500Hz) • Poids: 275g • Entrée DC : 5V === 500mA. **ES** Controlador del altavoz: 40mm; Impedancia: 32 Ohms • Crusher Driver 34mm; Impedancia: 13 Ohms • THD <0.1% (1mW/500Hz) • Peso: 275g • Entrada de CC: 5V === 500mA. **DE** Lautsprecher-Treiber: 40mm; Impedanz: 32 Ohms • Crusher Treiber 34mm; Impedanz: 13 Ohms • THD <0.1% (1mW/500Hz) • Gewicht: 275g • DC-Eingang : 5V === 500mA. **ZH** 扬声器驱动器: 40mm; 阻抗: 32 Ohms • Crusher 设备驱动程序 34mm; 阻抗: 13 Ohms • THD <0.1% (1mW/500Hz) • 重: 275g • DC 输入: 5伏 === 500毫安。 **JP** スピーカードライバ: 40mm; インピーダンス: 32 Ohms • Crusher スピーカードライバ: 34mm; インピーダンス: 13 Ohms • THD <0.1% (1mW/500Hz) • 重さ: 275g • DC入力: 5V === 500 ミリアンペア。

Americas
Skullcandy, Inc.
1441 W. Ute Blvd Ste. 250
Park City, UT 84098, U.S.A.
www.skullcandy.com

Europe
Skullcandy Europe BV
Postbus 425
5500AK Veldhoven
Nederland
skullcandy.eu

Canada
Skullcandy Canada ULC
329 Railway St. Unit 205,
Vancouver, BC. V6A 1A4
CANADA
www.skullcandy.ca

México
Skullcandy Mexico S de RL de CV
Amores 1120 piso 1 101 102B
Colonia del Valle
Delegación Benito Juárez
Mexico DF 03100
www.skullcandy.com.mx

Asia/亚洲
Skullcandy 骷髏音响 (上海) 有限公司
1/F, No. 12, Lane 273, Jiaozhou Rd.
Jing'An District, Shanghai 200040, PRC
上海市静安区胶州路273弄12号1楼

Japan/日本
Skullcandy Japan 合同会社
〒150-0001 東京都渋谷区神宮前
5-17-11 パークサイドオーサキ2階
Skullcandy Japan カスタマーサービス
商品についてのお問い合わせはこちら
jp.skullcandy.com

EN Made In China.
FR Fabriqué en China.
ES Fabricado en China.
ZH 中国制造

FCC ID: Y22-S6CRW
IC: 10486A-S6CRW



Li-ion



CE 0890

40.6594° N, 111.4997° W

Developed in Park City, UT