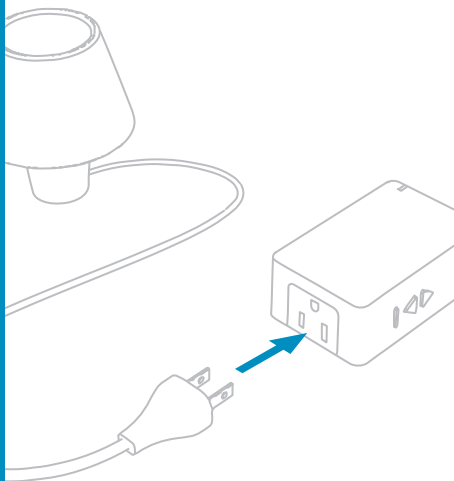


INSTEON

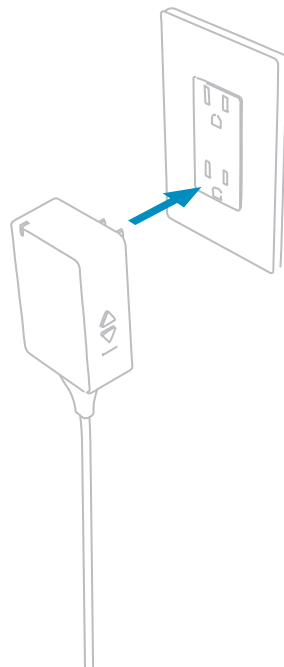
Getting Started with Insteon On/Off Module

For more documentation, visit:
insteon.com/get-started-2635-222

- 1 Turn on your lamp or appliance and connect it's power cord to On/Off Module.



- 2 Plug On/Off Module into a power outlet.

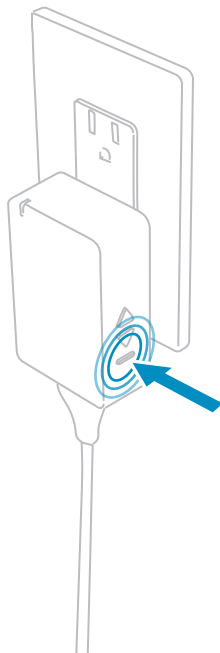


- 3 Follow the on-screen instructions in the Insteon app to add On/Off Module.



The Insteon app requires Insteon Hub.
Learn more at: insteon.com/hub

- 4 When prompted, press and hold the set button until On/Off Module beeps.



Go further and create schedules to turn your devices on and off at specific times.

insteon.com/schedules



Go further and control multiple devices simultaneously with scenes.

insteon.com/scenes



Certification

This device complies with Part 15 of the FCC Rules and Industry Canada license-exempt RSS standard(s). Operation is subject to the following two conditions:

- (1) this device may not cause interference, and
- (2) this device must accept any interference, including interference that may cause undesired operation of the device.

Le présent appareil est conforme aux CNR d'Industrie Canada applicables aux appareils radio exempts de licence. L'exploitation est autorisée aux deux conditions suivantes:

- (1) l'appareil ne doit pas produire de brouillage, et
- (2) l'utilisateur de l'appareil doit accepter tout brouillage radioélectrique subi, même si le brouillage est susceptible d'en compromettre le fonctionnement.

This equipment has been tested and found to comply with the limits for a Class B digital device, pursuant to Part 15B of the FCC Rules. These limits are designed to provide reasonable protection against harmful interference in residential installations. This equipment generates, uses, and can radiate radio frequency energy and, if not installed and used in accordance with the instructions, may cause harmful interference to radio and television reception. However, there is no guarantee that interference will not occur in a particular installation. If this device does cause such interference, which can be verified by turning the device off and on, the user is encouraged to eliminate the interference by one or more of the following measures:

- Re-orient or relocate the receiving antenna of the device experiencing the interference
- Increase the distance between this device and the receiver
- Connect the device to an AC outlet on a circuit different from the one that supplies power to the receiver - Consult the dealer or an experienced radio/TV technician

WARNING: Changes or modifications to this device not expressly approved by the party responsible for compliance could void the user's authority to operate the equipment. To maintain the compliance with the FCC's and Industry Canada's RF exposure guideline, place the unit at least 20 cm (7.9-inches) from nearby persons. Warning; the AC plug is not user replaceable





Limited Warranty

Seller warrants to the original consumer purchaser of this product that, for a period of two years from the date of purchase, this product will be free from defects in material and workmanship and will perform in substantial conformity to the description of the product in this Owner's Manual. This warranty shall not apply to defects or errors caused by misuse, neglect, improper installation, and/or use of unsupported connected devices. If the product is found to be defective in material or workmanship, or if the product does not perform as warranted above during the warranty period, Seller will either repair, replace with new or refurbished stock, or refund the purchase price, at its option, upon receipt of the product at the address below, postage prepaid, with proof of the date of purchase from an authorized Seller, and an explanation of the defect or error. Replaced units will be warranted from the original date of purchase and will not extend the original warranty. The repair, replacement, or refund that is provided for above shall be the full extent of Seller's liability with respect to this product.

This warranty does not cover products purchased from a party that is not an authorized retailer, dealer, or distributor of Insteon products. For more details, visit www.insteon.com/authorized.

For repair or replacement during the warranty period, call 866-243-8022 with the Model # and Revision # of the device to receive a RMA# and send the product, along with all other required materials to:

Insteon

ATTN: Receiving 1621 Alton Parkway, Suite 100
Irvine, CA 92606

Limitations

The above warranty is in lieu of and Seller disclaims all other warranties, whether oral or written, express or implied, including any warranty or merchantability or fitness for a particular purpose. Any implied warranty, including any warranty of merchantability or fitness for a particular purpose, which may not be disclaimed or supplanted as provided above shall be limited to the two-year of the express warranty above. No other representation or claim of any nature by any person shall be binding upon Seller or modify the terms of the above warranty and disclaimer. Home automation devices have the risk of failure to operate, incorrect operation, or electrical or mechanical tampering. For optimal use, manually verify the device state. Any home automation device should be viewed as a convenience, but not as a sole method for controlling your home. In no event shall Seller be liable for special, incidental, consequential, or other damages resulting from possession or use of this device, including without limitation damage to property and, to the extent permitted by law, personal injury, even if Seller knew or should have known of the possibility of such damages. Some states do not allow limitations on how long an implied warranty lasts and/or the exclusion or limitation of damages, in which case the above limitations and/or exclusions may not apply to you. You may also have other legal rights that may vary from state to state.

