

SNAPPER ANTI-SCALP WHEEL KIT No. 6-1400 for SNAPPER REAR ENGINE RIDERS

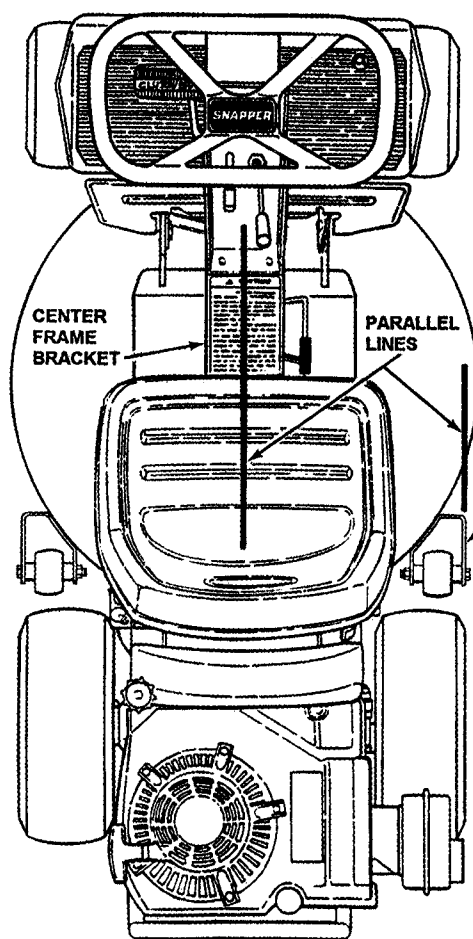
INTRODUCTION: This Kit is installed on 28" and 33" Cutting Decks to help prevent scalping of turf on unlevel areas.

NOTE: These Anti-Scalp Wheels are not intended to support weight of the Deck. Proceed as follows:

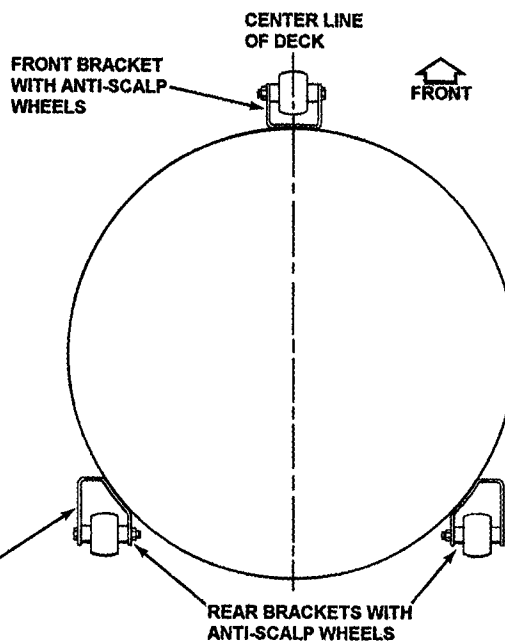
STEP 1: Lower Deck onto a flat, level surface. The bottom of the Deck should rest on the surface all the way around.

STEP 2: Place front Bracket on floor and align with centerline of Deck. (NOTE: Make sure the lowest hole on front Bracket is closest to the floor). See illustrations. Place rear Brackets on floor and adjust Bracket Arms until parallel with center frame bracket. After Brackets are in place, mark the outline of the square holes that seat against the deck.

STEP 3: Center punch the center of each marked hole.



TOP VIEW OF REAR ENGINE RIDER



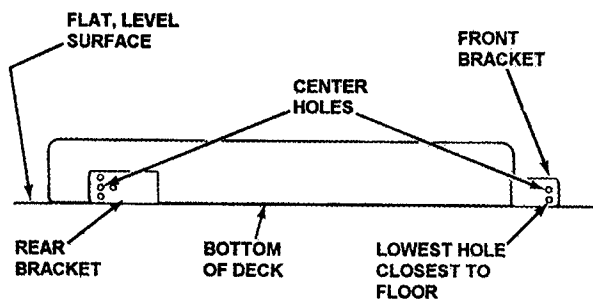
TOP VIEW OF CUTTING DECK

BRACKET ARMS

STEP 4: Drill each of the six holes with a "pilot drill", 1/8" or 3/16". Then drill each hole with a 3/8" drill bit for installation of hardware included with Kit.

STEP 5: Install 1/2" x 5/16" carriage bolts from inside of deck through Anti-Scalp Brackets and secure with 5/16" flanged locknuts.

STEP 6: Tighten locknuts until head of carriage bolt is flush with inside of deck. The square of the carriage bolt will seat into deck. Holes can be filed to square for carriage bolt if desired.

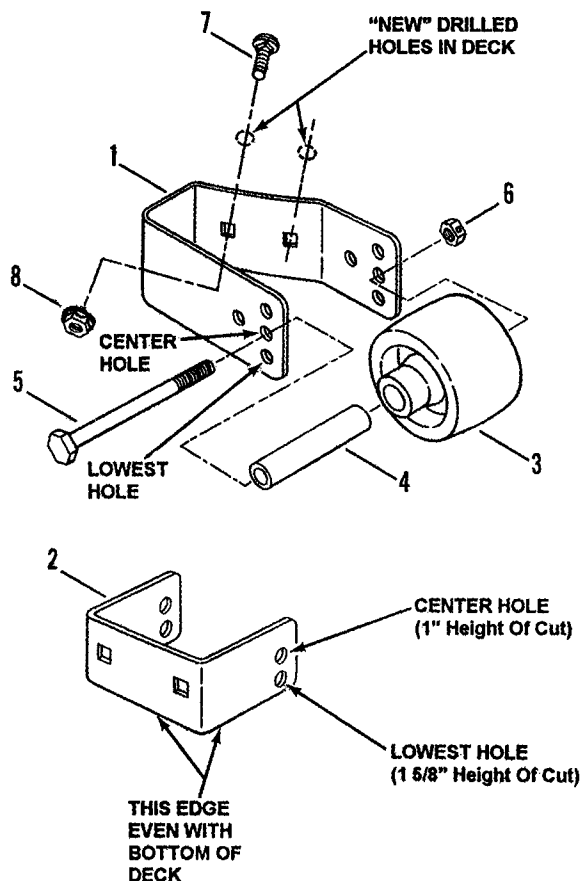


SIDE VIEW - DECK & BRACKETS

STEP 7: Install Gage Wheel, Spacer, Capscrew, and Locknut to each of the three Anti-Scalp Brackets. The Gage Wheels may be installed in two different heights of cut. The center hole will allow approximately 1 inch height of cut and the lowest hole will allow approximately 1 5/8" inch height of cut.

KIT No. 6-1400 COMPONENTS

ITEM	PART NO.	DESCRIPTION
1	3-3571	BRACKET, Anti-Scalp (Rear) (2)
2	3-3570	BRACKET, Anti-Scalp (Front)
3	1-9190	WHEEL, Gage (3)
4	1-5272	SPACER, Gage Wheel (3)
5	9-0859	SCREW, 3/8-24 x 3 3/4" Hex Head Cap (3)
6	9-0289	NUT, 3/8-24 Hex Center Lock (3)
7	9-0731	BOLT, 5/16-18 x 1/2" Short Neck Carriage (6)
8	9-0585	NUT, 5/16-18 Hex Flange Lock (6)



SNAPPER®McDonough, GA., 30253 U.S.A.