

PRIMO

# Instruction Guide

Book 0



## BE CAREFUL!

- EN** Warning! Not suitable for children under 3 years. Small parts. Choking Hazard. Only operate the toy indoors under adult supervision. Assemble and set up with an adult too. Do not open your Cubetto, remove internal components, operate if damaged, and/or if broken. Rechargeable batteries can be used, but may not last long. Do not mix old and new batteries. Insert batteries using the correct polarity. Remove batteries after long periods of inactivity.
- IT** Avvertimento! Non adatto a bambini sotto i 3 anni. Piccole parti. Rischio di soffocamento. Far funzionare il giocattolo in casa sotto supervisione di un adulto. Assemblare e impostare con un adulto. Non aprire Cubetto, non rimuovere i componenti interni, non utilizzarlo se danneggiato, e/o in caso di rottura. Possono essere utilizzate batterie ricaricabili, per le quali non garantiamo lunga durata. Non mischiare batterie vecchie e nuove. Inserire le batterie con la polarità corretta. Rimuovere le batterie dopo lunghi periodi di inattività.
- FR** Attention! Non adapté aux enfants de moins de 3 ans. Petites pièces. Small parts. Risque d'étouffement. Seulement utiliser le jouet en intérieur sous la supervision d'un adulte. Assembler et configurer également avec un adulte. Ne pas ouvrir Cubetto, enlever les composants intérieurs, utiliser si endommagé, et/ou si cassé. Des piles rechargeables peuvent être utilisées, mais peuvent ne pas tenir longtemps. Ne pas mélanger des piles neuves et des piles usagées. Insérer les piles en utilisant la bonne polarité. Enlever les piles après de longues périodes d'inactivité.
- DE** Achtung! Nicht geeignet für Kinder unter 3 Jahren. Erstickungsgefahr auf Grund von Kleinteilen. Darf nur unter Aufsicht von Erwachsenen verwendet und zusammengesetzt werden. Cubetto darf nicht geöffnet werden, Innenteile nicht herausgenommen werden und nicht bedient werden falls beschädigt. Wiederaufladbare Batterien dürfen verwendet werden aber können möglicherweise nicht lange halten. Die Verwendung von alten zusammen mit neuen Batterien wird nicht empfohlen. Beim Einsetzen der Batterien bitte auf die korrekten Polaritäten achten. Bei langer Nichtbenutzung wird das Austauschen der Batterien empfohlen.
- ES** Atención! No apto para niños menores de 3 años. Piezas pequeñas. Riesgo de asfixia. Debe utilizarse únicamente en interiores, bajo la supervisión de un adulto. El montaje, también debe ser supervisado por un adulto. No abra su Cubetto o retire los componentes internos, en caso de daños o rotura. Pueden utilizarse baterías recargables, pero es posible que no duren. No mezclar baterías nuevas con antiguas. Asegurese de insertar las baterías usando la polaridad correcta. En caso de largos periodos de inactividad, se recomienda sacar las baterías.
- JP** 3歳以下のお子様のご使用はおやめください。パーツの中には口に入る小さなサイズがあり、飲み込みの危険があります。口の中に絶対にいれないでください。大人の見ているところでの使用とし、室内で使用してください。組み立ては大人と一緒にいきます。壊れたり、不具合のある場合に、キューベット（箱型ロボット）の中を開けたり、中身の部品を取り出ししたりしないでください。リチャージャブル（充電式電池）電池を使うことはできますが、電池が長持ちすることはありません。また、使用済みの電池と新しい電池を一緒に使うことはお避けください。電池は極を正しい位置に設置します。長期間、使用しない場合、使用しなかった場合は電池をとりはずしてください。お子様が顔をキューベット（箱型ロボット）に近づけないようにして遊ばせてください。

**Hi!**

**I'm Cubetto, the little wooden robot who loves to explore and play, but I need your help!**

**Will you be my friend and help me find my way?**

**Let's get started!**

**In my box you will find:**

- 1. Me! - Cubetto the wooden robot**
- 2. Interface Board - My control panel**
- 3. 16 Blocks - My commands**
- 4. World Map - My playground for adventure!**




# 1 Cubetto

I'm always ready for adventure. Take me out of the box so we can meet!

As you can see, I have two wheels.  
Each wheel has one motor.

My shell is wood, my bones are plastic,  
and my brain is a computer.

All that's missing is you to give me  
directions.





Queue


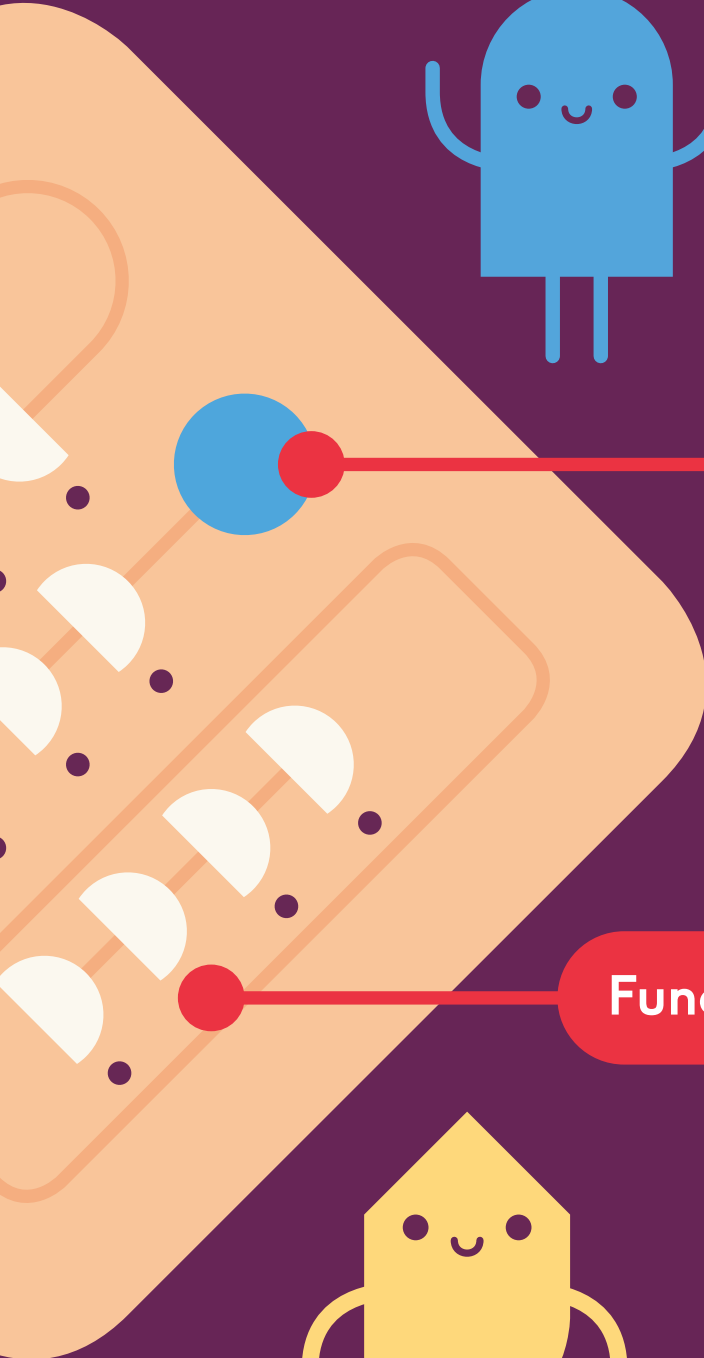

2

## Board

My Board is very important. It's how you talk to me.

Use it with my colourful blocks and tell me where to go.


On my Board are my Queue, my Function Line, and a Go button.



Go



Function Line



### 3

## Blocks

My blocks come in different shapes and colours. Each one gives me a different instruction.

When you place a block into my Board and hit Go I will make my move.

A series of blocks in a row is called a program.

These are my basic commands:

Green - moves me forward 15 cm


Red - turns me right 90°

Yellow - turns me left 90°


Blue - executes a function




Forward




Right



Left



Function






## 4 World Map

My maps are playgrounds for our adventures. There are many exciting places we can go explore together.

Do you see how it is made up of lots of squares? This is called a grid. It will help you see where I can go.

I love new experiences and have several maps to collect. Whenever you're ready for something new, just grab a new map!






## 5 Power and pair


To get me started I need six AA batteries, three for me, and three for my Board.

Flip us upside down and insert the batteries. Once done, switch us both ON. I will beep and my Board's lights will flash.



Next, we need to be paired. Do this by placing one green block on the first space of the board and hit Go.

I should move forward. If I don't, turn us both off, then try again.




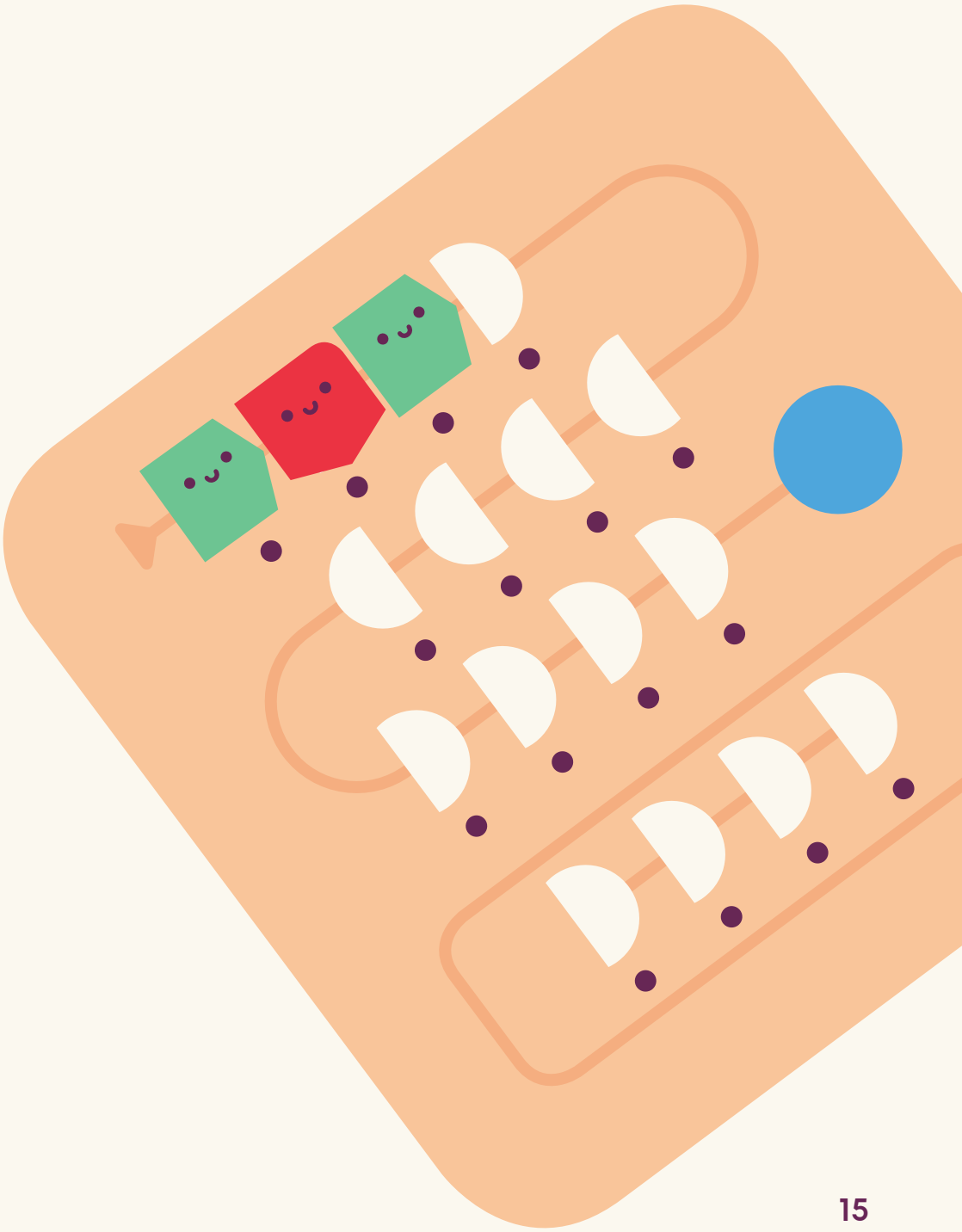
## 6 Programming Cubetto

To write a program, place the blocks in a sequence on my Board.

Notice how my Queue curves like a snake? This is the order you must follow.

Once you've written your program, hit the Go button and watch me head off.





# 7


## Function Line

Remember the Function Line? It can do some really cool things. Let me teach you...

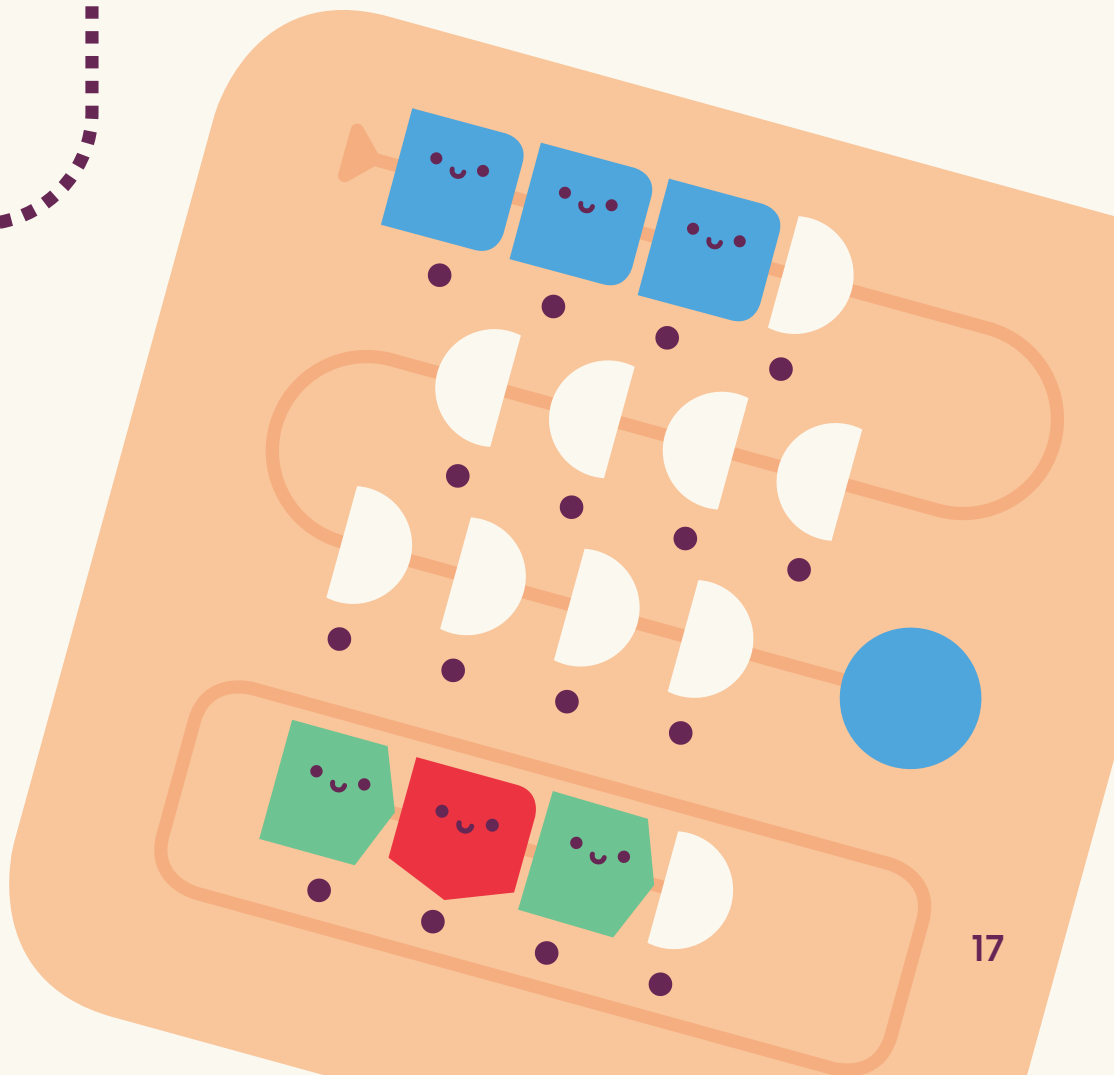
If you want to give the same set of directions more than once, put that sequence in the Function Line.

Now you can use the blue block in the Queue every time you want to recall that sequence.

This is called a subroutine.










Now that you know all about me, let's play!

When you are ready, open Cubetto's First Day to learn a little more and see if you're up to some challenges!



# Need help?

Want it in your school? [edu@primotoys.com](mailto:edu@primotoys.com)

Want to chat with us? [support@primotoys.com](mailto:support@primotoys.com)

FCC Statement: This device complies with Part 15 of the FCC Rules and Industry Canada licence-exempt RSS standard(s). Operation is subject to the following two conditions: (1) this device may not cause harmful interference, and (2) this device must accept any interference received, including interference that may cause undesired operation.

Changed or modifications not expressly approved by the part responsible for compliance could void the user's authority to operate equipment.

This equipment has been tested and found to comply with the limits for a Class B digital device, pursuant to part 15 of the FCC Rules. These limits are designed to provide reasonable protection against harmful interference in a residential installation. This equipment generates, uses and can radiate radio frequency energy and, if not installed and used in accordance with the instruction, may cause harmful interference to radio communications. However, there is no guarantee that interference will not occur in a particular installation. If this equipment does cause harmful interference to radio or television reception, which can be determined by turning the equipment off and on, the user is encouraged to try to correct the interference by one or more of the following measures:

- Reorient or relocate the receiving antenna
- Increase the separation between the equipment and receiver.
- Connect the equipment into an outlet on a circuit different from that to which the receiver is connected.
- Consult the dealer or an experienced radio/TV technician for help.

RSS-Gen & RSS-210 statement:

This device complies with Industry Canada licence-exempt RSS standard(s)


Operation is subject to the following two conditions: (1) this device may not cause interference, and (2) this device must accept any interference, including interference that may cause undesired operation of the device.

Le présent appareil est conforme aux CNR d'Industrie Canada applicables aux appareils radio exempts de licence. L'exploitation est autorisée aux deux conditions suivantes : (1) l'appareil ne doit pas produire de brouillage, et (2) l'utilisateur de l'appareil doit accepter tout brouillage radioélectrique subi, même si le brouillage est susceptible d'en compromettre le fonctionnement.

RSS-102 Statement:

This equipment complies with Industry Canada radiation exposure limits set forth for an uncontrolled environment.

Cet équipement est conforme à l'exposition aux rayonnements Industry Canada limites établies pour un environnement non contrôlé.



Made with love by Primo Toys  
Designed in London, printed in China

2016 © Solid Labs LTD  
ALL RIGHTS RESERVED

Primo Toys is a trademark of Solid Labs LTD

[primotoys.com](http://primotoys.com)