

1 Check Package Contents

Verify that your package includes the following contents:

- SonicWALL NSA 220 or NSA 220W Series Appliance
- Ethernet Cable
- Standard Power Adaptor and Cord
- DB9 -> RJ45 (GLI) Cable
- * Wireless Antennas (3) included with NSA 220W only



Power cords are included with units in North America only.



2 Register



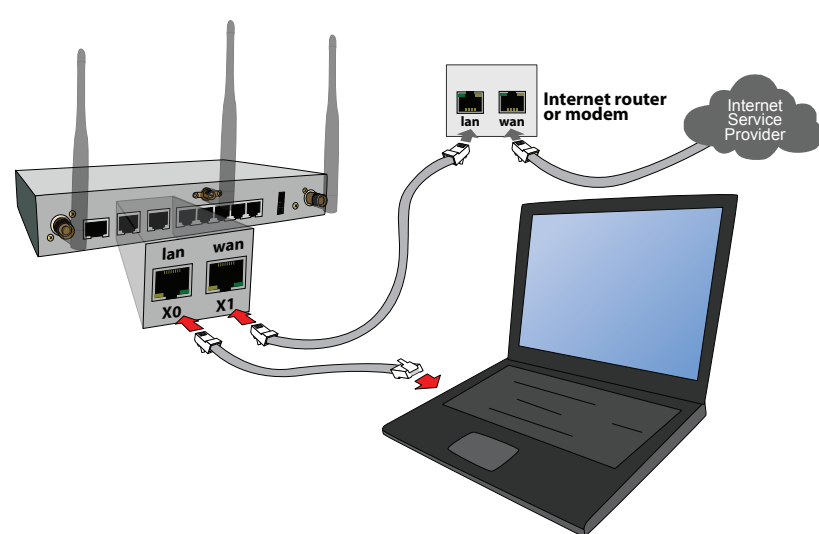
Registration MUST be completed prior to connecting to the appliance.

- In a Web browser, navigate to <http://www.mysonicwall.com/>.
- If you do not have a MySonicWALL account, click the **Not a Registered User?** link to create an account.
- Under the **Quick Register** section of your MySonicWALL account, enter the Activation Key or Serial Number of the SonicWALL NSA series appliance you are registering.
- Confirm your serial number, enter a friendly name for your appliance, and enter your authentication code in the **Quick Register > Add New Product** section.
- Click **Register**.



3 Connect the SonicWALL NSA Appliance



- Connect the SonicWALL NSA 220 series appliance to the network using standard Ethernet cables as shown in the illustration.



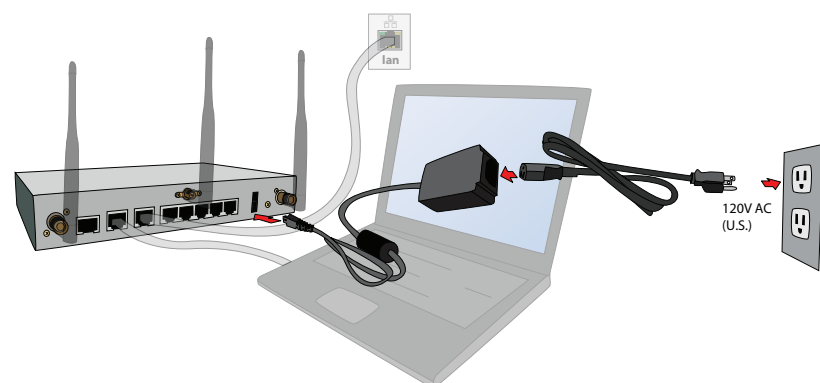
- The NSA 220 series appliance powers on and the orange "test" LED blinks during the boot sequence. Continue to Step 4 when the "test" LED is no longer lit.



This process may take up to 2 minutes.



- Connect the included power cable and adaptor, and plug into an appropriate outlet.



4 Configure the Management Host & Setup Wizard

- With your computer connected to the X0 port on the SonicWALL appliance, configure your IP with an address on the 192.168.168.0/24, such as 192.168.168.20.
- Using the computer connected to the LAN port of the SonicWALL NSA 220 series appliance, navigate to <http://192.168.168.168/> in a Web browser.

The Setup Wizard takes you through several basic steps to get your SonicWALL NSA series appliance configured for your network.



After the Setup Wizard, the appliance may reboot. Please wait a few minutes while the appliance reboots to save the updated settings.

<http://192.168.168.168/>



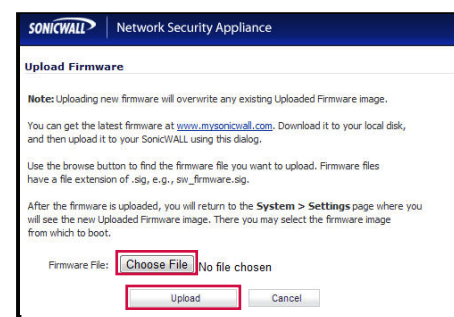
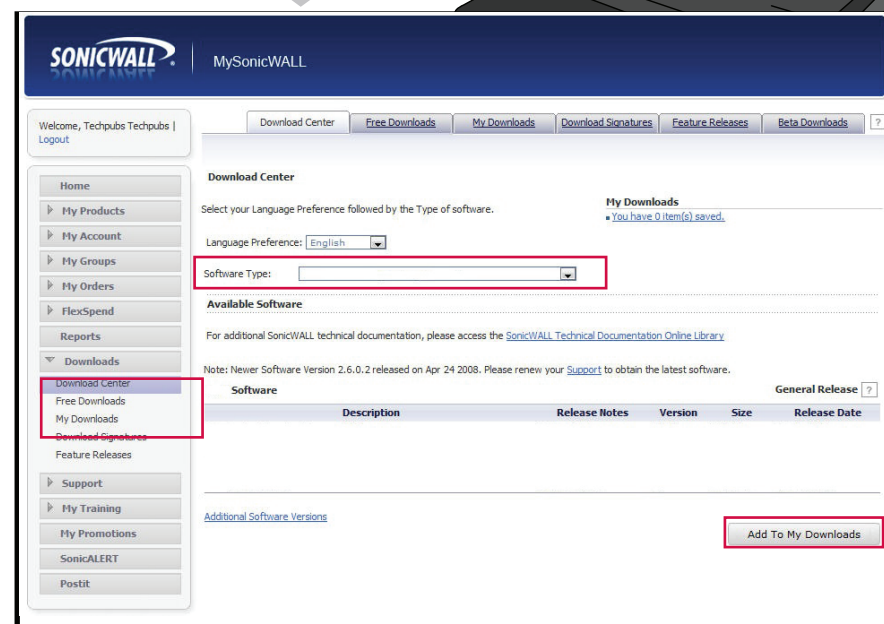
5 Get the Latest Firmware



A valid support contract is required to download the latest firmware.

- Navigate to <http://www.mysonicwall.com> in your Web browser and login.
- Click **Downloads**. From the **Download Center**, select “SonicWALL NSA 220 Firmware” from the **Software Type** list.
- Click the **Add To My Downloads** button of the firmware you wish to install for your SonicWALL NSA 220 series appliance.
- Choose **Save File** to save the file locally, then click **OK**.
- Log into the SonicWALL NSA series appliance, and navigate to the **System > Settings** page.
- Click the **Upload New Firmware** button.
- Click the **Choose File** button to select the firmware you just downloaded. Then, click **Upload**.

<http://www.mysonicwall.com>



Safety Information / Sicherheit Informationen

Regulatory Model/Type Product Name
APL24-08E NSA 220
APL24-08F NSA 220W

Mounting the SonicWALL

- Mount in a location away from direct sunlight and sources of heat. A maximum ambient temperature of 104°F (40° C) is recommended.
- Route cables away from power lines, fluorescent lighting fixtures, and sources of noise such as radios, transmitters, and broadband amplifiers.
- The included power cord is intended for use in North America only. For European Union (EU) customers, a power cord is not included.
- Ensure that no water or excessive moisture can enter the unit.
- Allow unrestricted airflow around the unit and through the vents on the side of the unit. A minimum of 1 inch (25.4mm) clearance is recommended.
- Consideration must be given to the connection of the equipment to the supply circuit. The effect of overloading the circuits has minimal impact on overcurrent protection and safety wiring. Appropriate consideration of equipment nameplate ratings must be used when addressing this concern.

Lithium Battery Warning

The Lithium Battery used in the SonicWALL security appliance may not be replaced by the user. Return the SonicWALL security appliance to a SonicWALL authorized service center for replacement with the same or equivalent type recommended by the manufacturer. If, for any reason, the battery or SonicWALL security appliance must be disposed of, do so following the battery manufacturer's instructions.

Cable Connections

All Ethernet and RS232 (Console) cables are designed for intra-building connection to other equipment. Do not connect these ports directly to communication wiring or other wiring that exits the building where the SonicWALL is located.

Power Supply Information

If the power supply is missing from your SonicWALL product package, please contact SonicWALL Technical Support at 408-752-7819 for a replacement. This product should only be used with a UL listed power supply marked "I.T.E. LPS" with an output rated 12V DC, minimum 3.0 A, Tma: minimum 40 degree C.

Weitere Hinweise zur Montage

- Wählen Sie für die Montage einen Ort, der keinem direkten Sonnenlicht ausgesetzt ist und sich nicht in der Nähe von Wärmequellen befindet. Die Umgebungstemperatur darf nicht mehr als 40 °C betragen.
- Achten Sie darauf, dass sich die Netzkabel nicht in der unmittelbaren Nähe von Stromleitungen, Leuchtstoffröhren und Störquellen wie Funksendern oder Breitbandverstärkern befinden.
- Das beigefügte Netzkabel ist nur für den Gebrauch in Nordamerika und Japan vorgesehen. Für Kunden in der Europäischen Union (EU) ist ein Netzkabel nicht im Lieferumfang enthalten.
- Stellen Sie sicher, dass das Gerät vor Wasser und hoher Luftfeuchtigkeit geschützt ist.
- Stellen Sie sicher, dass die Luft um das Gerät herum zirkulieren kann und die Lüftungsschlitze an der Seite des Gehäuses frei sind. Hier ist ein Belüftungsabstand von mindestens 26 mm einzuhalten.
- Prüfen Sie den Anschluss des Geräts an die Stromversorgung, damit der Überspannungsschutz sowie die elektrische Leitung nicht von einer eventuellen Überlastung der Stromversorgung beeinflusst werden. Prüfen Sie dabei sorgfältig die Angaben auf dem Aufkleber des Geräts.

Hinweis zur Lithiumbatterie

Die in der Internet Security Appliance von SonicWALL verwendete Lithiumbatterie darf nicht vom Benutzer ausgetauscht werden. Zum Austauschen der Batterie muss die SonicWALL in ein von SonicWALL autorisiertes Service-Center gebracht werden. Dort wird die Batterie durch denselben oder entsprechenden, vom Hersteller empfohlenen Batterietyp ersetzt. Beachten Sie bei einer Entsorgung der Batterie oder der SonicWALL Internet Security Appliance die diesbezüglichen Anweisungen des Herstellers.

Kabelverbindungen

Alle Ethernet- und RS232-C-Kabel eignen sich für die Verbindung von Geräten in Innenräumen. Schließen Sie an die Anschlüsse der SonicWALL keine Kabel an, die aus dem Gebäude in dem sich das Gerät befindet, herausgeführt werden.

Informationen zur Stromversorgung

Wenn das Netzteil nicht im Lieferumfang des SonicWALL Produkts enthalten ist, wenden Sie sich bitte an den Technischen SonicWALL Support unter +1-408-752-7819 für einen Ersatz. Dieses Produkt sollte nur mit einem UL-konformen Netzteil mit dem Logo "I.T.E. LPS" und einer Ausgangsleistung von 12 VDC, mind. 3,0 A, Tma: mind. 40 Grad C.

Regulatory and Compliance

For complete regulatory compliance instructions and declaration of conformities, refer to the *SonicWALL NSA Series Safety & Product Regulatory Guide* found on the SonicWALL support Web site: <http://www.sonicwall.com/us/support.html>

Model APL24-08E only

Complies with EN55022 Class B and CISPR22 Class A.

Canadian Radio Frequency Emissions Statement

This Class A digital apparatus complies with Canadian ICES-003.
Cet appareil numérique de la classe A est conforme à la norme NMB-003 du Canada.

Model APL24-08F only

Any changes or modifications not expressly approved by the party responsible for compliance could void the user's authority to operate this equipment.

CE 0560

Indoor Only	Binnen Slechts
D'intérieur Seulement	Innen Nur
Dell'Interno Soltanto	Indoor Somen Te
De Interior Solamente	

This equipment may be operated in:
Betrieb dieser Ausrüstung wird innen erlaubt:
L'opération de cet équipement est permise dans:

AT	BE	CY	CZ	DK
EE	FI	FR	DE	HU
IE	IT	LT	LU	NL
NO	PL	PT	SK	ES
CH	GB	BG	GR	LV
MT	RO	SI	SE	

Country and channel selection is made in software. Follow user documentation to make country and channel setting.

Land und Kanalauswahl sind in Software gemacht. Folgen Sie Verbraucherdokumentation, um Land und Kanal zu machen, setzed.

La sélection de pay et canal est faite dans le logiciel. Suivez la documntation d'utilisateur pour faire le pays es la canal sélection.

Copyright Notice
© 2011 SonicWALL, Inc.
All rights reserved.

Under the copyright laws, this manual or the software described within cannot be copied, in whole or part, without the written consent of the manufacturer, except in the normal use of the software to make a backup copy. The same proprietary and copyright notices must be affixed to any permitted copies as were affixed to the original. This exception does not allow copiers to be made for others, whether or not sold, but all of the material purchased (with all backup copies) can be sold, given, or loaned to another person. Under the law, copying includes translating into another language or format.



Related Support Technical Documentation

The SonicWALL online library is located at :
<http://www.sonicwall.com/us/support/3643.html>



For detailed configuration information, refer to the following technical documents:

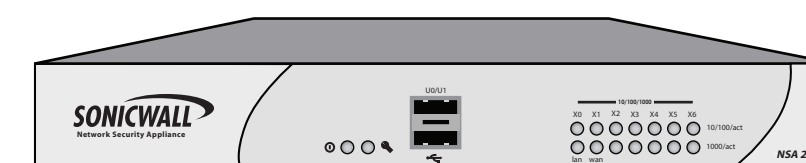

- SonicWALL UTM Appliance LED Reference Guide
- SonicWALL NSA Expansion Modules Installation Guide
- SonicOS Administrator's Guide
- SonicOS Route Based VPN Feature Guide
- SonicOS WAN Acceleration Feature Guide
- SonicOS Global Bandwidth Management Feature Guide
- SonicOS Log Events Reference Guide
- SonicOS Release Notes



Network Security Series

SonicWALL NSA 220/220W Series

Quick Start Guide



Safety and Regulatory Information for the SonicWALL NSA 220W Wireless Appliance

Regulatory Model/Type	Product Name
APL24-08F	NSA 220W

Mounting the SonicWALL

- Mount in a location away from direct sunlight and sources of heat. A maximum ambient temperature of 104° F (40° C) is recommended.
- Route cables away from power lines, fluorescent lighting fixtures, and sources of noise such as radios, transmitters, and broadband amplifiers
- The included power cord is intended for use in North America only. For European Union (EU) customers, a power cord is not included.
- Ensure that no water or excessive moisture can enter the unit.
- Allow unrestricted airflow around the unit and through the events on the side of the unit. A minimum of 1 inch (25.44mm) clearance is recommended.
- Consideration must be given to the connection of the equipment to the supply circuit and the effect of overloading the circuits has minimal impact on over current protection and supply wiring. Appropriate consideration of equipment nameplate ratings must be used when addressing this concern.

Cable Connections

All Ethernet and RS232 (Console) cables are designed for intrabuilding connection to other equipment. Do not connect these ports directly to communication wiring or other wiring that exits the building where the SonicWALL is located.

Power Supply Information for APL24-08F

If the power supply is missing from your SonicWALL product package, please contact SonicWALL Technical Support at 408-752-7819 for a replacement. This product should only be used with a UL listed power supply marked "Class 2" or "LPS", with an output rated 12 VDC, minimum 3.0 A, Tma: minimum 40 degrees C.

SonicWALL Sicherheit und gesetzliche Vorschriften

Weitere Hinweise zur Montage

- Wählen Sie für die Montage einen Ort, der keinem direkten Sonnenlicht ausgesetzt ist und sich nicht in der Nähe von Wärmequellen befindet. Die Umgebungstemperatur darf nicht mehr als 40 °C betragen.
- Führen Sie die Kabel nicht entlang von Stromleitungen, Leuchtstoffröhren und Störquellen wie Funksendern oder Breitbandverstärkern.
- Das beigefügte Netzkabel ist nur für den Betrieb in Nordamerika vorgesehen. Für Kunden in der Europäischen Union ist kein Kabel beigefügt.
- Stellen Sie sicher, dass das Gerät vor Wasser und hoher Luftfeuchtigkeit geschützt ist.
- Stellen Sie sicher, dass die Luft um das Gerät herum zirkulieren kann und die Lüftungsschlitze an der Seite des Gehäuses frei sind. Hier ist ein Belüftungsabstand von mindestens 26 mm einzuhalten.
- Vergewissern Sie sich, dass das Gerät sicher im Rack befestigt ist.

Kabelverbindungen

Alle Ethernet- und RS232-C-Kabel eignen sich für die Verbindung von Geräten in Innenräumen. Schließen Sie an die Anschlüsse der SonicWALL keine Kabel an, die aus dem Gebäude herausgeführt werden, in dem sich das Gerät befindet.

Informationen zur Stromversorgung APL24-08F

Sollte das Netzteil nicht im Lieferumfang der SonicWALL enthalten sein, wenden Sie sich diesbezüglich an den technischen Support von SonicWALL (Tel.: +1-408-752-7819). Dieses Produkt darf nur in Verbindung mit einem nach den Normen der Underwriter Laboratories, USA als „UL-gelistet“ zugelassenen Netzteil der Kategorie „Class 2“ oder „LPS“ verwendet werden. Ausgang: 12 VDC Gleichspannung, mind. 3.0 A, Tma: mind. 40 Grad C.

For more information regarding these statements, please contact SonicWALL, Inc. at: 2001 Logic Drive, San Jose, CA 95124-3452 1-408-745-9600

FCC

NOTE: This equipment was tested and found to comply with the limits for a Class B digital device, pursuant to Part 15 of the FCC Rules. These limits are designed to provide reasonable protection against harmful interference in a residential installation. This equipment generates, uses, and can radiate radio frequency energy. And, if not installed and used in accordance with the instructions, may cause harmful interference to radio communications. However, there is no guarantee that interference will not occur in a particular installation. If this equipment does cause harmful interference to radio or television reception, which can be determined by turning the equipment off and on, the user is encouraged to try and correct the interference using one or more of the following measures:

- Reorient or relocate the receiving antenna.
- Increase the separation between the equipment and the receiver.
- Connect the equipment into an outlet on a circuit different from the receiver connection.
- Consult SonicWALL for assistance.

Caution: Any changes or modifications not expressly approved by the party responsible for compliance could void the user's authority to operate this equipment.

Radiation Exposure Statement

This equipment complies with FCC RF radiation exposure limits set forth for an uncontrolled environment. This equipment should be installed and operated with a minimum distance of 20 centimeters (7.9 inches) between the radiator (antenna) and your body. This transmitter must not be co-located or operating in conjunction with any other antenna or transmitter.

United States of America Authorized Channels

SonicWALL declares that the APL24-08F (FCC ID: QWU-08F) when sold in US is limited to CH1~CH11 by specified firmware controlled in the USA.

FCC Operation is subject to the following two conditions:

(1) This device may not cause harmful interference, and (2) this device must accept any interference received, including interference that may cause undesired operation.

Caution:

This device is for indoor usage to reduce potential for harmful interference to co-channel systems. **Frequency and channels in 5.15-5.2 GHz band are restricted to indoor use by the FCC.** The APL24-08F device has been designed to operate with an antenna having a maximum gain of 2.5 dBi (2.4 and 5 GHz) RTNC connector and 3 dBi (2.4 and 5 GHz) RSMA connector. Antenna having a higher gain is strictly prohibited. The required antenna impedance is 50 ohms.

Dynamic Frequency Selection (DFS) is required on all Wireless LAN Mater devices (usually Access Points) and Wireless LAN Clients (usually Wireless NICs) that operate within 5470 MHz – 5725 MHz. NSA 220W that have these frequencies and channels enable in this range comply with North American and International DFS requirements. Some frequencies are blocked, and cannot be selected by the user per each specific regional approval.

Specific to the USA; at the urging of the Federal Communication Commission (FCC) user/installers should avoid operation frequencies near Terminal Doppler Weather Radar (TDWR) systems frequencies 5600-5650 MHz when installing NSA 220W within 35 km of line-of-sight of TDWR sites. If TDWR is within 35 km the NSA 220W frequencies should be set to at least 30 MHz above or below any TDWR system frequency at that site. TDWR locations and specific frequencies used can be found at <<http://spectrumbridge.com/udrs/home.aspx>>. Detailed current and background information can be found at <http://www.wispa.org/?page_id=2341>.

DFS band function is product dependent. Some products may not have DFS band function.

Industry Canada Notices

Authorized Channels

SonicWALL declares that the APL24-08F (IC: 4408A-08F) when sold in Canada is limited to CH1~CH11 by specified firmware controlled in the USA.

Operation

This device complies with RSS-210 of the Industry Canada Rules. Operation is subject to the following two conditions: (1) This device may not cause harmful interference, and (2) this device must accept any interference received, including interference that may cause undesired operation.

Radiation Exposure Statement

This equipment complies with IC radiation exposure limits set forth for an uncontrolled environment. This equipment should be installed and operated with minimum distance 20cm between the radiator & your body.

Antenna

Under Industry Canada regulations, this radio transmitter may only operate using an antenna of a type and maximum (or lesser) gain approved for the transmitter by Industry Canada. To reduce potential radio interference to other users, the antenna type and its gain should be so chosen that the equivalent isotropically radiated power (e.i.r.p.) is not more than that necessary for successful communication.

This radio transmitter (IC: 4408A-08F) has been approved by Industry Canada to operate with the antenna types listed below with the maximum permissible gain and required antenna impedance for each antenna type indicated. Antenna types not included in this list, having again greater than the maximum gain indicated

for that type, are strictly prohibited for use with this device.

Approved Antenna

RTNC connector, Type: Dipole Maximum Gain 2.5 dBi 2.4 and 5 GHz, Required Impedance: 50 ohms

RSMA connector, Type: Dipole Maximum Gain 3 dBi (2.4 and 5 GHz) Required Impedance: 50 ohms

Caution: (DFS band use)

(i) the device for operation in the band 5150-5250 MHz is only for indoor use to reduce the potential for harmful interference to co-channel mobile satellite systems;

(ii) the maximum antenna gain permitted for devices in the bands 5250-5350 MHz and 5470-5725 MHz shall comply with the e.i.r.p. limit; and

(iii) the maximum antenna gain permitted for devices in the band 5725-5825 MHz shall comply with the e.i.r.p. limits specified for point-to-point and non point-to-point operation as appropriate.

Users should also be advised that high-power radars are allocated as primary users (i.e. priority users) of the bands 5250-5350 MHz and 5650-5850 MHz and that these radars could cause interference and/or damage to LE-LAN devices.

Industrie Canada Notifications

Chaînes autorisées

SonicWALL déclare que l'APL24-08F (IC : 4408A-08F) une fois vendu au Canada est limité à CH1~CH11 par spécifique microprogrammé aux Etats-Unis.

Opération

Le présent appareil est conforme aux CNR d'Industrie Canada applicables aux appareils radio exempts de licence. L'exploitation est autorisée aux deux conditions suivantes : (1) l'appareil ne doit pas produire de brouillage, et (2) l'utilisateur de l'appareil doit accepter tout brouillage radioélectrique subi, même si le brouillage est susceptible d'en compromettre le fonctionnement.

Déclaration de l'exposition aux radiations

Cet équipement est conforme à l'exposition aux rayonnements IC limites établies pour un environnement non contrôlé. Cet équipement doit être installé et utilisé avec un minimum de 20 cm de distance entre le radiateur et votre corps.

Antenne

Conformément à la réglementation d'Industrie Canada, le présent émetteur radio peut fonctionner avec une antenne d'un type et d'un gain maximal (ou inférieur) approuvé pour l'émetteur par Industrie Canada. Dans le but de réduire les risques de brouillage radioélectrique à l'intention des autres utilisateurs, il faut choisir le type d'antenne et son gain de sorte que la puissance isotrope rayonnée équivalente (p.i.r.e.) ne dépasse pas l'intensité nécessaire à l'établissement d'une communication satisfaisante.

Le présent émetteur radio (IC:4408A-08F) a été approuvé par Industrie Canada pour fonctionner avec les types d'antenne énumérés cidessous et ayant un gain admissible maximal et l'impédance requise pour chaque type d'antenne. Les types d'antenne non inclus dans cette liste, ou dont le gain est supérieur au gain maximal indiqué, sont strictement interdits pour l'exploitation de l'émetteur.

Antenne approuvée

RTNC Connecteur d'antenne Type: Dipole Gain Maximum: 2.5 dBi at 2.4 and 5 GHz, Impédance Requisite: 50 ohms

RSNA Connecteur d'antenne Type: Dipole Gain Maximum: 3.0 dBi at 2.4 and 5 GHz, Impédance Requisite: 50 ohms

Attention: (utilisation de bande DFS)

(i) les dispositifs fonctionnant dans la bande 5150-5250 MHz sont réservés uniquement pour une utilisation à l'intérieur afin de réduire les risques de brouillage préjudiciable aux systèmes de satellites mobiles utilisant les mêmes canaux;

(ii) le gain maximal d'antenne permis pour les dispositifs utilisant les bandes 5250-5350 MHz et 5470-5725 MHz doit se conformer à la limite de p.i.r.e.;

(iii) le gain maximal d'antenne permis (pour les dispositifs utilisant la bande 5725-5825 MHz) doit se conformer à la limite de p.i.r.e. spécifiée pour l'exploitation point à point et non point à point, selon le cas.

NCC Statement**•第十二條**

•經型式認證合格之低功率射頻電機，非經許可，公司、商號或使用者均不得擅自變更頻率、加大功率或變更原設計之特性及功能。

•第十四條

•低功率射頻電機之使用不得影響飛航安全及干擾合法通信；經發現有干擾現象時，應立即停用，並改善至無干擾時方得繼續使用。前項合法通信，指依電信法規定作業之無線電通信。低功率射頻電機須忍受合法通信或工業、科學及醫療用電波輻射性電機設備之干擾。

依LP0002第4.7.5節規定”在5.25-

5.35兆赫頻帶內操作之無線資訊傳輸設備，限於室內使用”

專業安裝警語(固定式點對點操作)

此器材須經專業安裝並限用於固定式點對點操作。

此產品於台灣使用頻率為 5250~5350, 5470~5600 及 5650~5725MHz.

EU and EFTA

This device is a 2.4 GHz wideband transmission system (transceiver), intended for use in all EU member states and EFTA countries, except in France and Italy where restrictive use applies. In Italy the end-user should apply for a license at the national spectrum authorities in order to obtain authorization to use the device for setting up outdoor radio link sand/or for supplying public access to telecommunications and/or network services. This device may not be used for setting up outdoor radio links in France and in some areas the RF output power may be limited to 10 mW EIRP in the frequency range of 2454 – 2483.5 MHz. For detailed information the end-user should contact the national spectrum authority in France.

Declaration of Conformity

Application of council Directive	2004/108/EC (EMC)2006/95/EC (LVD)1999/5/EC (R&TTE)
Standard(s) to which conformity is declared	EN 55022:1998 +A1 +A2 Class B EN 55024:1998, +A2 EN 61000-3-2:2000, +A2 EN 61000-3-3:1995, +A2 EN 60950-1:2006, +A11:2009 National Deviations: AR, AT, AU, BE, CA, CH, CN, CZ, DE, DK, FI, FR, GB, GR, HU, IL, IN, IT, JP, KE, KR, MY, NL, NO, PL, SE, SG, SI, SK, US EN 300 328 V1.7.1:2006 EN 301 893 V1.5.1:2008 EN 301 489 V1.8.1:2008 EN 301 489-17 V2.1.1:2009a EN 50385:2002
Manufacturer/Responsible Party	SonicWALL, Inc. 2001 Logic Drive San Jose, California 95124-3452 USA
Type of Equipment	Ethernet Firewall/VPN/Router with RLAN/WLAN 802.11a/b/g/n
Type Numbers	APL24-08F
May be Marketed as	NSA 220W

I, the undersigned, hereby declare that the equipment specified above conforms to the above Directives and Standards. Quality control procedures will ensure series production of equipment will be compliant.

Signature /s/ Larry Wagner _____
Sr. Engineering Director

Date 10/19/11

SonicWALL tímto prohlašuje, že tento APL24-08F je ve shodě se základními požadavky a dalšími příslušnými ustanoveními směrnice 1999/5/ES.

Undertegnede SonicWALL erklærer herved, at følgende udstyr APL24-08F overholder de væsentlige krav og øvrige relevante krav i direktiv 1999/5/EF.

Hiermit erklärt SonicWALL, dass sich das Gerät APL24-08F in Übereinstimmung mit den grundlegenden Anforderungen und den übrigen einschlägigen Bestimmungen der Richtlinie 1999/5/EG befindet.

Käesolevaga kinnitab SonicWALL seadme APL24-08F vastavust direktiivi 1999/5/EÜ põhinõuetele ja nimetatud direktiivist tulenevatele teistele asjakohastele sätetele.

Hereby, SonicWALL, declares that this APL24-08F is in compliance with the essential requirements and other relevant provisions of Directive 1999/5/EC.

Por medio de la presente SonicWALL declara que el APL24-08F cumple con los requisitos esenciales y cualesquiera otras disposiciones aplicables o exigibles de la Directiva 1999/5/CE.

ΜΕ ΤΗΝ ΠΑΡΟΥΣΑ SonicWALL ΔΗΛΩΝΕΙ ΟΤΙ ΑΡΛ24-08F ΣΥΜΜΟΡΦΩΝΕΤΑΙ ΠΡΟΣ ΤΙΣ ΟΥΣΙΩΔΕΙΣ ΑΡΑΙΤΗΣΕΙΣ ΚΑΙ ΤΙΣ ΛΟΙΠΕΣ ΣΧΕΤΙΚΕΣ ΔΙΑΤΑΞΕΙΣ ΤΗΣ ΟΔΗΓΙΑΣ 1999/5/ΕΚ.

Par la présente SonicWALL déclare que l'appareil APL24-08F est conforme aux exigences essentielles et aux autres dispositions pertinentes de la directive 1999/5/CE.

Con la presente SonicWALL dichiara che questo APL24-08F è conforme ai requisiti essenziali ed alle altre disposizioni pertinenti stabilite dalla direttiva 1999/5/CE.

Ar šo SonicWALL deklarē, ka APL24-08F atbilst Direktīvas 1999/5/EK būtiskajām prasībām un citiem ar to saistītajiem noteikumiem.

Šiuo SonicWALL deklaruoja, kad šis APL24-08F atitinka esminius reikalavimus ir kitas 1999/5/EB Direktyvos nuostatas.

Hierbij verklaart SonicWALL dat het toestel APL24-08F in overeenstemming is met de essentiële eisen en de andere relevante bepalingen van richtlijn 1999/5/EG.

Hawnhekk, SonicWALL, jiddikjara li dan APL24-08F jikkonforma mal-htigijiet essenzjali u ma provvedimenti oħrajn relevanti li hemm fid-Dirrettiva 1999/5/EC.

Alulírott, SonicWALL nyilatkozom, hogy a APL24-08F megfelel a vonatkozó alapvető követelményeknek és az 1999/5/EC irányelv egyéb előírásainak.

Niniejszym SonicWALL oświadcza, że APL24-08F jest zgodny z zasadniczymi wymogami oraz pozostałymi stosownymi postanowieniami Dyrektywy 1999/5/EC.

SonicWALL declara que este APL24-08F está conforme com os requisitos essenciais e outras disposições da Directiva 1999/5/CE.

SonicWALL izjavlja, da je ta APL24-08F v skladu z bistvenimi zahtevami in ostalimi relevantnimi določili direktive 1999/5/ES.

SonicWALL tímto vyhlasuje, že APL24-08F spĺňa základné požiadavky a všetky príslušné ustanovenia Smernice 1999/5/ES.

SonicWALL vakuuttaa täten että APL24-08F tyyppinen laite on direktiivin 1999/5/EY oleellisten vaatimusten ja sitä koskevien direktiivin muiden ehtojen mukainen.

Härmed intygar SonicWALL att denna APL24-08F står i överensstämmelse med de väsentliga egenskapskrav och övriga relevanta bestämmelser som framgår av direktiv 1999/5/EG.