

Roger Multimedia Hub

Quick setup guide/ Schnellstartanleitung/
Guide d'installation rapide/ Guía rápida de instalación



roger

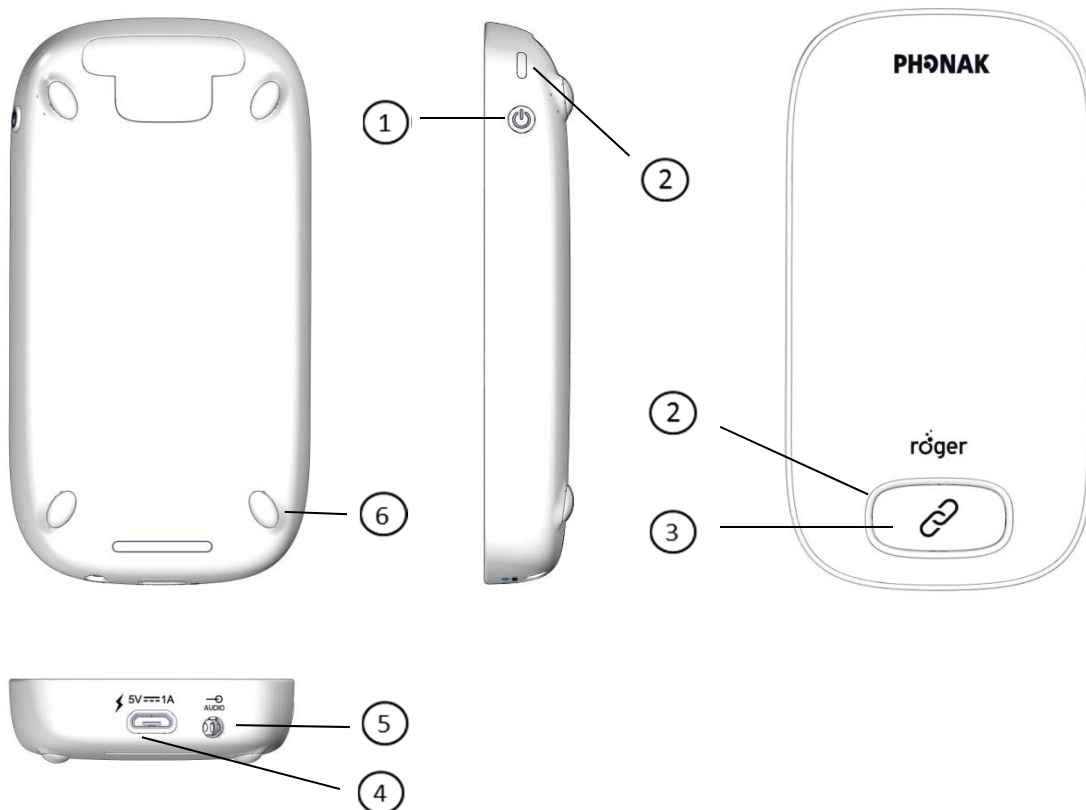


PHONAK
life is on

Start


Device description Produktbeschreibung Description de l'appareil Descripción del dispositivo

- ① On / Off
- ② LED
- ③ [Connect] button; Taste; bouton ; botón
- ④ micro-USB
- ⑤ Jack 3.5mm/ 1/8 "
- ⑥ Feet; Füße; pieds; pies



Start

Components
Komponenten
Composants
Componentes




Roger Multimedia Hub

Package contents may vary slightly depending on your country
Packungsinhalt kann je nach Land variieren
Le contenu peut varier selon les pays
El contenido puede variar dependiendo del país

1

Charging
Aufladen
Charger
Cargar




100%




2

Switching on/off
Ein-/Aus-schalten
Mettre en marche/éteindre
Encender/apagar



On
Eingeschaltet
Allumé
Encendido



A. Stand-alone use - Connecting to audio book, tablet, smartphone, MP3

A. Stand-alone-Modus - Verbinden mit Audiobook, Tablet, Smartphone, MP3

A. Utilisation autonome - Connecter avec livre audio, tablet, smartphone, MP3

A. Utilización autónoma - Conectar con audio book, tablet, smartphone, MP3


Receivers
Empfänger
récepteurs
receptores



0-10 cm/
0-4 inches



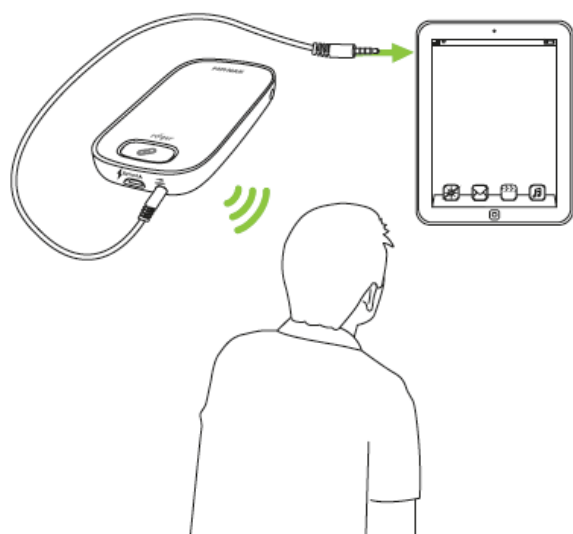
Roger Multimedia Hub



Connect

1)

2)



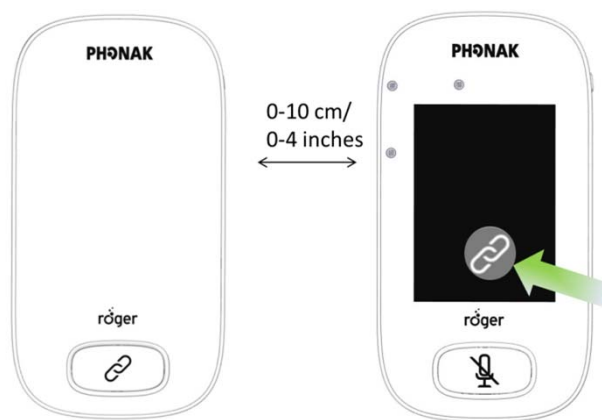
B. Connecting to Whiteboard

B. Verbinden mit einem interaktiven Whitboard

B. Connecter avec un tableau interactif

B. Conectar con una pizarra interactiva


1)



Roger Multimedia Hub

Roger Touchscreen Mic

2)



Roger Multimedia Hub

Roger Touchscreen Mic



Indicator light (LED)
Leuchtanzeige (LED)
Témoin lumineux (LED)
Indicador luminoso (LED)



3x

On/off



1s



1s



1s

Charging/ Aufladen/ Charge/ Cargar



Fully charged/ Voll aufgeladen/ complètement chargé/ Completamente cargado

A. Roger Multimedia Hub = Primary



1s



1s



1s

Audio broadcast/ Audio Übertragung/
transmission de l'audio/ transmisión de audio



Connecting/ Verbinden/ Connexion/ Conectar



Connect successful/ Verbindung erfolgreich/
Connexion réussie/ Conexión exitosa



Connect failed/ Connect fehlgeschlagen
Connect échoué/ Conexión fracasada

B. Roger Multimedia Hub = Secondary



2s



2s




2s

Primary not available/ Primary nicht verfügbar/
Primary indisponible/ Primaro no disponible



Indicator light (LED)
Leuchtanzeige (LED)
Témoin lumineux (LED)
Indicador luminoso (LED)



3x

On/ Off



1s

1s

1s


Charging/ Aufladen/ Charge/ Cargar



Fully charged/ Voll aufgeladen/ complètement chargé/ Completamente cargado



Switched on/ Eingeschaltet/ Allumé/ Encendido



Recharge device / Gerät aufladen/ Recharger appareil/
Cargar dispositivo



Operating range
Betriebsreichweite
Plage de fonctionnement
Alcance en funcionamiento



Roger Touchscreen Mic



20 m /
65 feet



Roger Multimedia Hub

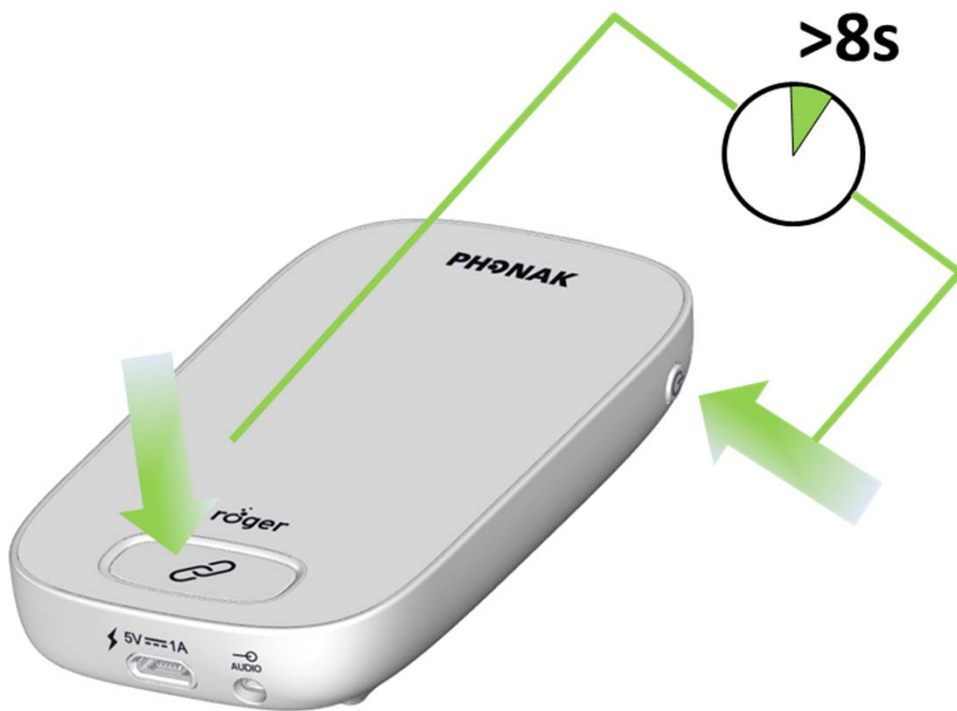


Out of range! If distance greater than 20 meters / 65 feet
Ausser Reichweite! Wenn der Abstand größer als 20 Meter ist
Hors de portée! Si distance supérieure à 20 mètres
¡Fuera de alcance! Si la distancia es mayor que 20 metros





Reset
Zurücksetzen
Réinitialiser
Reiniciar





Only Roger transmitters running on software version 4.x are compatible with Roger Multimedia Hub

Mit Roger Multimedia Hub sind nur Roger Sender kompatibel, die über die Version 4.x verfügen

Seuls les transmitters Roger ayant la version 4.x ou plus élevée sont compatibles avec Roger Multimedia Hub

Sólo emisores Roger que utilizan la versión de software 4.x y la siguientes son compatibles con Roger Multimedia Hub

Operating conditions

Betriebsbedingungen

Conditions de fonctionnement

Condiciones de funcionamiento

0° to +45° Celsius (32° to +113° Fahrenheit)

<95% relative humidity / relative Luftfeuchtigkeit / humidité relative / humedad relativa



>8 h

More/ Mehr/ Plus/ Más : www.phonak.com



Waste Electrical and Electronic Equipment Directive

Elektro- und Elektronikgeräte-Abfall Richtlinie

Directive déchets d'équipements électriques et électroniques

Instrucciones de Residuos de Aparatos Eléctricos y Electrónicos



CE marking

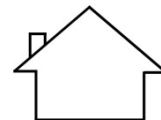
CE-Kennzeichnung

Marquage CE

Marca CE



Class II



Indoor use



Important to read

Wichtig zu lesen

Important de lire

Importante de leer



ACMA – AUS/NZ



Phonak Communications AG
Laenggasse 17
CH-3280 Murten
Switzerland

www.phonak.com



029-3215/V1.00/2016-04// ©Phonak Communications AG All rights reserved