

# FreFlow® Instruction Manual

UW-000  
©2013 Sony Engineering Corporation Printed in Vietnam

Before operating the product, please read this manual thoroughly and retain it for future reference. Design and specifications are subject to change without notice.

## Notification

This device complies with Part 15 of the FCC Rules. Operation is subject to the following two conditions: (1) this device may not cause harmful interference, and (2) this device must accept any interference received, including interference that may cause undesired operation. You are cautioned that any changes or modifications not expressly approved in this manual could void the user's authority to operate the equipment.


### Note:

This equipment has been tested and found to comply with the limits for a Class B digital device, pursuant to part 15 of the FCC Rules. These limits are designed to provide reasonable protection against harmful interference in a residential installation. This equipment generates, uses and can radiate radio frequency energy and, if not installed and used in accordance with the instructions, may cause harmful interference to radio communications. However, there is no guarantee that interference will not occur in a particular installation. If this equipment does cause harmful interference to radio or television reception, which can be determined by turning the equipment off and on, the user is encouraged to try to correct the interference by one or more of the following measures:

- Reorient or relocate the receiving antenna.
- Increase the separation between the equipment and receiver.
- Connect the equipment into an outlet on a circuit different from that to which the receiver is connected.
- Consult the dealer or an experienced radio/TV technician for help.

## How to wear

With the belt extended straight, lightly tap the center part to your arm. The ends of the belt will wrap around your arm on their own.

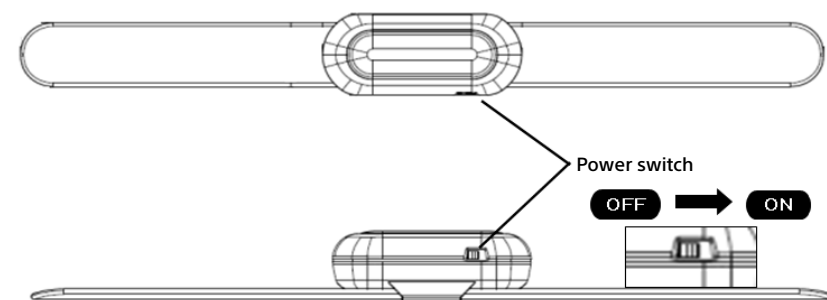


## Notes on Use

- Do not put small parts or a battery in your mouth. Doing so may lead to choking or serious injury.
- Keep out of reach of children as there is a risk of choking or serious injury due to accidental swallowing.
- If batteries are swallowed, seek medical treatment immediately.
- Material leaked from batteries getting in the eyes, on skin, or on clothing may lead to loss of sight or other injury. Flush any battery material with large volumes of water, and consult a physician.
- Do not look into the light from the product or shine it directly at eyes. Doing so may lead to vision disorders.
- Do not disassemble or modify the product. Doing so may lead to fire, injury, etc.
- The product is not waterproof. Do not allow it to get wet nor use it in water. Doing so may lead to electrical shock or damage to the product.
- Do not apply strong impact or swing the product around. Doing so may lead to injury or damage to the product.
- Do not use the product if malfunctioning or damaged. Doing so may lead to shock or injury.
- Immediately remove the battery and discontinue use if...
  - the product is dropped or subjected to an impact in which the interior is exposed.
  - the product emits a strange smell, heat, or smoke.
- When dirty, this unit may be cleaned with a clean, dry cloth. Do not allow this unit to come in contact with alcohol or other chemicals.
- Signal reception may be impaired in some wireless operating environments.
- If you feel ill while using the product, turn off the power and discontinue use.
- Do not expose the core inside the belt by cutting the silicon covering the surface of the belt. Doing so may lead to injury.
- Do not forcibly deform or bend the belt. Doing so may lead to deformation of the belt, which may cause the product to be unwearable.
- Persons with sensitive skin may in rare cases experience itching or rashes. Cease using if you feel something unusual.

## How to Use

Slide to power switch to the ON position, to turn on the light. It may take a few seconds to light up.



### Operation With a FreFlow® Wireless System

- ① Wait with the power switch set to ON. You do not need to make any special operations. Operation will start automatically when a wireless signal is received.
- ② Light color will change by wireless command only in a venue where a FreFlow® wireless system is set up. Light color may not change when used in a venue other than that where the product was purchased. This does not indicate a malfunction.
- ③ If you turn the power switch to ON in a location without wireless signals, the LED will light up.

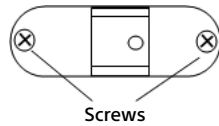
### After Use

If the battery is exhausted or if you will not use the device for a long period of time, remove the battery as shown below.

- ① Extend the belt, and then slide it out in either direction indicated by the arrows.



- ② Remove the two screws on the bottom with a screwdriver, and then open the cover.



- ③ Remove the battery from the battery box.



**<Improper use of batteries may lead to leaking, excessive heating, rupture, or damage. Please follow the cautions below.>**

- When inserting the battery, set it with the + and - terminals in the correct direction.
- Do not use or leave in places with intense direct sunlight or in hot locations such as a car in the sun.
- Use a new battery when replacing the battery.
- Do not subject a battery to fire or high temperatures.
- Tape over battery contacts to avoid short-circuit when disposing of a battery, and follow local regulations for battery disposal.

### Specifications

- Model Number: FFS-W
- Materials  
Light part: ABS / Belt: Silicon and steel
- Power Requirement  
Size AAA (LR03) alkaline battery: 1.5 V DC
- Battery life  
Approx. 3 hr. \*1

\*1 Time may vary, depending on the temperature or conditions of use.

MADE IN VIETNAM

FreFlow® and its logo are trademarks or registered trademarks of Sony Engineering Corporation.