

**SONY®**



**PSVITA™**

PlayStation®Vita

**Safety Guide**

**PCH-1001 / PCH-1101**

4-408-600-11(1)

## WARNINGS

**To avoid electrical shock, do not open the cabinet. Refer servicing to qualified personnel only.**

**For your safety, use only a licensed or genuine Sony AC adaptor for the PS Vita system. Other types may cause fire, electrical shocks or a malfunction.**

### **Radio Frequency (RF) Exposure and SAR:**

The available scientific evidence does not show that any health problems are associated with using low power wireless devices. There is no proof, however, that these low power wireless devices are absolutely safe. Low power Wireless devices emit low levels of radio frequency energy (RF) in the microwave range while being used. Whereas high levels of RF can produce health effects (by heating tissue), exposure to low-level RF that does not produce heating effects causes no known adverse health effects. Many studies of low-level RF exposures have not found any biological effects. Some studies have suggested that some biological effects might occur, but such findings have not been confirmed by additional research. PS Vita has been tested and found to comply with FCC radiation exposure limits set forth for an uncontrolled environment and meets the FCC radio frequency (RF) Exposure Guidelines in Supplement C to OET65 and RSS-102 of the IC radio frequency (RF) Exposure rules.

The maximum SAR levels tested for PS Vita has been show to be 0.92 W/kg at 1cm separation at Body and 1.58 W/kg at Hand.

Use of any accessories may not ensure compliance with FCC/IC RF exposure guidelines.

This transmitter must not be co-located or operated in conjunction with any other antenna or transmitter.

### **NOTE:**

This equipment has been tested and found to comply with the limits for a Class B digital device, pursuant to Part 15 of the FCC rules. These limits are designed to provide reasonable protection against harmful interference in a residential installation. This equipment generates, uses, and can radiate radio frequency energy and, if not installed and used in accordance with the instructions, may cause harmful interference to radio communications. However, there is no guarantee that interference will not occur in a particular installation. If this equipment does cause harmful interference to radio or television reception, which can be determined by turning the equipment off and on, the user is encouraged to try to correct the interference by one or more of the following measures:

- Reorient or relocate the receiving antenna.
- Increase the separation between the equipment and receiver.
- Connect the equipment into an outlet on a circuit different from that to which the receiver is connected.
- Consult the dealer or an experienced radio/TV technician for help.

You are cautioned that any changes or modifications not expressly approved by the party responsible for compliance could void the user's authority to operate the equipment.

This Class B digital apparatus complies with Canadian ICES-003.

If you have questions about this product, visit <http://www.us.playstation.com/support> or contact SCEA Consumer Services at 1-800-345-7669. You can also write to:

Sony Computer Entertainment America LLC  
Consumer Services/Technical Support  
PO Box 5888, San Mateo, CA 94402-0888 U.S.A.

#### Declaration of Conformity

Trade Name : SONY  
Model No. : PCH-1001 and PCH-1101  
Responsible Party : Sony Electronics Inc.  
Address : 16530 Via Esprillo  
San Diego, CA 92127 U.S.A.  
Telephone No. : 858-942-2230

This device complies with Part 15 of the FCC Rules and RSS-Gen of IC Rules. Operation is subject to the following two conditions: (1) this device may not cause harmful interference, and (2) this device must accept any interference received, including interference that may cause undesired operation.

## Photosensitivity/Epilepsy/Seizures

A very small percentage of individuals may experience epileptic seizures or blackouts when exposed to certain light patterns or flashing lights. Exposure to certain patterns or backgrounds on a screen or when playing video games may trigger epileptic seizures or blackouts in these individuals. These conditions may trigger previously undetected epileptic symptoms or seizures in persons who have no history of prior seizures or epilepsy. If you, or anyone in your family, has an epileptic condition or has had seizures of any kind, consult your physician before playing.

**IMMEDIATELY DISCONTINUE** use and consult your physician before resuming gameplay if you or your child experience any of the following health problems or symptoms:

- dizziness,
- altered vision,
- eye or muscle twitches,
- loss of awareness,
- disorientation,
- seizures, or
- any involuntary movement or convulsion.

**RESUME GAMEPLAY ONLY ON APPROVAL OF YOUR PHYSICIAN.**

### Use and handling of video games to reduce the likelihood of a seizure

- Use in a well-lit area and keep the screen a safe distance from your face.
- Avoid prolonged use of the PS Vita system. Take a 15-minute break during each hour of play.
- Avoid playing when you are tired or need sleep.

## Radio waves

---

Radio waves may affect electronic equipment or medical devices (for example, pacemakers), which may cause malfunctions and possible injuries.

- If you use a pacemaker or other medical device, consult your physician or the manufacturer of your medical device before using the Wi-Fi feature.
- Make sure that the PS Vita system is at least 6 inches (15 cm) away from pacemakers when using the mobile networking features.
- Do not use the Wi-Fi feature in the following locations:
  - Areas where Wi-Fi use is prohibited, such as in hospitals. Abide by medical institution regulations when using the system on their premises.
  - Areas near fire alarms, automatic doors and other types of automated equipment.
- Be careful when using wireless network features inside a car. Depending on the type of vehicle, there may be rare occasions where the system will affect the vehicle's electronic instruments.

## System software

---

The system software included within this product is subject to a limited license from Sony Computer Entertainment Inc. Refer to <http://www.scei.co.jp/psvita-eula> for further details.

- This product shall only be connected to CTIA certified adapters, products that bear the USB-IF logo or products that have completed the USB-IF compliance program.
- Do not disassemble or open crush, bend or deform, puncture or shred.
- Do not modify or remanufacture, attempt to insert foreign objects into the battery, immerse or expose to water or other liquids, expose to fire, explosion or other hazard.
- Only use the battery with a charging system that has been qualified with the system per this standard. Use of an unqualified battery or charger may present a risk of fire, explosion, leakage, or other hazard.
- Promptly dispose of used batteries in accordance with local regulations.
- Avoid dropping the PS Vita system or battery. If the PS Vita system or battery is dropped, especially on a hard surface, and the user suspects damage, take it to a service center for inspection.
- Improper battery use may result in a fire, explosion or other hazard.

## Contents

<b>WARNINGS</b> .....	<b>2</b>
<b>Precautions</b> .....	<b>6</b>
<b>LIMITED HARDWARE WARRANTY AND LIABILITY</b> ....	<b>12</b>
<b>Before disposing of or transferring your PS Vita system</b> .....	<b>14</b>
<b>Specifications</b> .....	<b>15</b>
<b>Copyright and trademarks</b> .....	<b>17</b>

Depending on the software version in use, the system may operate differently than described in this manual.

## Precautions

Before using this product, carefully read this manual and retain it for future reference. Parents and Guardians of children should read this guide and make sure that the child follows all safety precautions.

### Safety

---

This product has been designed with the highest concern for safety. However, any electrical device, if used improperly, has the potential for causing fire, electrical shock or personal injury. To help ensure accident-free operation, follow these guidelines:


- Observe all warnings, precautions and instructions.
- Regularly inspect the AC adaptor, AC power cord and USB cable.
- If your PS Vita system is damaged, do not use it. Unplug the AC power cord from the electrical outlet and disconnect any other cables immediately.
- Stop use, unplug the AC power cord from the electrical outlet and disconnect any other cables immediately if the device functions in an abnormal manner, produces unusual sounds or smells or if it or the AC adaptor becomes too hot to touch.
- Sony Computer Entertainment America LLC (SCEA) strongly recommends using, with your PS Vita system, only genuine Sony AC adaptor, AC power cord and USB cable that are compatible with your model of the PS Vita system. Using other types of these peripherals may cause a failure or an accident such as fire or explosion. Because SCEA cannot assure the safe use and operation of other types of AC adaptor, AC power cord and USB cable, the use of any such AC adaptor, AC power cord or USB cable with any PS Vita system voids the warranty on the PS Vita system.

- Do not handle damaged or leaking lithium-ion batteries.
- Visit <http://www.us.playstation.com/support> or contact SCEA Consumer Services at 1-800-345-7669 if the device does not operate properly.

### Use and handling

---

- Use in a well-lit area and keep the screen a safe distance from your face.
- Avoid prolonged use of the PS Vita system. To help prevent eyestrain, take a break of about 15 minutes during every hour of play.
- If you experience any of the following health problems, discontinue use of the system immediately. If symptoms persist, consult with your physician.
  - Dizziness, nausea, fatigue or symptoms similar to motion sickness
  - Discomfort or pain in a part of the body, such as eyes, ears, hands or arms
- Permanent hearing loss may occur if earphones or headphones are used at high volume. Set the volume to a safe level. Over time, increasingly loud audio may start to sound normal but can actually be damaging your hearing. If you experience ringing in your ears or muffled speech, stop listening and have your hearing checked. The louder the volume, the sooner your hearing could be affected. To protect your hearing:
  - Limit the amount of time you use earphones or headphones at high volume.
  - Avoid raising the volume to block out noisy surroundings.

- Lower the volume if you can't hear people speaking near you.
  - Keep the system and accessories out of the reach of small children. Small children may swallow the media cards or wrap the cables/straps around themselves, which may inflict injury or cause an accident or a malfunction. Media cards may present a choking hazard.
  - Do not use the system while driving or riding a bicycle. Looking at the screen or operating the system while driving an automobile or riding a bicycle may result in a traffic accident.
  - Take extra care when using the system while walking.
  - Do not use the system or accessories near water.
  - Do not use the system in places where the use of wireless communication devices is prohibited, such as on aircraft or in hospitals. The radio waves the system emits can affect electronic devices and cause them to malfunction, which can lead to accidents. When using the system in a medical facility, be sure to follow all of the rules of that facility. When using the system on an aircraft, go to  (Settings) ➔ [Start] ➔ [Network] and tap the checkbox for [Flight Mode] to mark it with a checkmark before using it. Turn off the system when taking off and landing. If you use the system on aircraft where using it is prohibited, you will be liable to legal punishment.
  - Use only attachments/accessories specified by the manufacturer.
  - Do not expose the system or accessories to high temperatures, high humidity, or direct sunlight.
  - Do not leave the system or accessories in a car with the windows closed (particularly in summer).
  - Do not expose the system or accessories to dust, smoke or steam. Do not allow liquid or small particles to get into the system or accessories.
  - Do not place the system or accessories on surfaces that are tilted, unstable or subject to vibration.
  - Do not throw, drop or step on the system or accessories, and do not subject the devices to strong physical shock. Sitting down with the PS Vita system in a pocket or placing the system in the bottom of a backpack along with heavy objects may cause damage to the system.
  - Do not forcibly twist the PS Vita system or expose the system to strong physical shock during gameplay.
  - Do not put heavy objects on the system or accessories.
  - Do not touch or insert foreign objects into the connectors of the system or accessories.
  - This system has internal parts that use magnets, which may affect magnetic recording devices.
  - Do not place the system close to items with a magnetic strip, such as credit cards.
  - Depending on the conditions of use, the system or AC adaptor may reach temperatures of 40 °C/104 °F or more. Do not touch the system or AC adaptor for an extended period of time under these conditions. Extended contact under these conditions may cause low-temperature burns\*.
- \* Low-temperature burns are burns that occur when the skin is in contact with objects of relatively low temperatures (40°C or more/ 104°F or more) for an extended period of time.

## AC adaptor, AC power cord and USB cable use

---

- For your safety, use only a licensed or genuine Sony AC adaptor to charge the PS Vita system. Other types may cause fire, electrical shocks or a malfunction.
- Do not touch the plug of the AC power cord with wet hands.
- Do not touch the AC power cord, AC adaptor, USB cable or the system, if connected to an electrical outlet, during an electrical storm.

- Before plugging in a cable, check that the system connectors (such as the USB connector) and the AC adaptor or USB cable connectors are clean. If not, wipe the connectors with a soft, dry cloth.
- When the system will not be used for an extended period of time, or when cleaning the system, unplug the power cord and any other cables. Leaving the system plugged in can cause fire or electric shock.
- Do not damage the AC adaptor or AC power cord:
  - Do not modify the AC adaptor or AC power cord.
  - Do not wrap the AC power cord or USB cable around the PS Vita system or around the AC adaptor.
  - Do not place the AC adaptor or AC power cord near a heat source or allow them to get hot.
  - Do not subject the AC power cord to tension.
  - When disconnecting the AC power cord, hold it by the plug and pull straight out from the electrical socket. Never pull by the cord and do not pull at an angle.
  - Protect the AC power cord from being walked on or pinched particularly at plugs, convenience receptacles and the point where they exit from the system.
  - Do not cover the AC adaptor or AC power cord with anything (for example, fabric or paper), to avoid overheating.
- Do not connect the AC power cord to a voltage transformer or inverter. Connecting the AC power cord to a voltage transformer for overseas travel or an inverter for use in an automobile may cause heat to build up in the AC adaptor and may cause burns or a malfunction.
- Use an electrical outlet that is easily accessible, so the AC power cord can be unplugged quickly if the need arises.
- The socket-outlet shall be installed near the equipment and shall be easily accessible.

## Screen

---

- The screen (touchscreen) is made of glass and may crack if subjected to excessive force.
- When using the system, keep the light in the room bright and keep as far away from the screen as possible.
- Don't press your finger on the screen with excessive force. Also, do not scrape or scratch the screen with anything hard, such as metal, or anything with a sharp tip (such as a pencil or your fingernails). Any of these actions may damage or break the screen.
- Prolonged contact with water or dust may damage the screen and shorten its life.
- Black (dark) pixels and continuously lit pixels may appear in certain locations on the screen. The appearance of such spots is a normal occurrence associated with screens and is not a sign of a system malfunction. Screens are made using highly precise technology. However, a very small number of dark pixels or continuously lit pixels may exist and color irregularities or brightness irregularities may be visible on each screen. Also, a distorted image may remain on the screen for several seconds after the system has been turned off.
- Direct exposure to sunlight may damage the system's screen. Be careful when using the system outdoors or near a window.
- When using the system in a cold environment, you may notice shadows on the graphics or the screen may appear darker than usual. This is not a malfunction, and the screen will return to normal when the temperature goes up.
- Do not leave still images displayed on the screen for an extended period of time. This may cause a faint image to be left permanently on the screen.



## Left Stick / Right Stick

---

- You cannot remove the sticks. If you try to remove them, you could injure yourself or damage the system.
- The sticks cannot be operated by pressing on them. If you press on them too hard you can damage them.

## Using Wi-Fi access points

---

When connecting to the Internet, access points nearby will be detected automatically. An access point that you are not authorized to use may be included among the detected devices. Only connect to a personal access point that you are authorized to use, or one that is available through a commercial Wi-Fi service. The user is responsible for all fees associated with Wi-Fi access.

## Precautions for Data Communication (PCH-1101 only)

---

Additional charges may be incurred depending on your contract with your mobile network operator. In particular, with pay-as-you-go plans and when using data roaming services, the additional charges may be higher than anticipated. Before transmitting data over a mobile network on the PS Vita system, be sure to check the contract payment plan and the settings on your system. Contact your mobile network operator for details.

## GPS feature (PCH-1101 only)

---

GPS is a system that enables you to know your location by using the satellite navigation system of the United States.

### Hints

- When using the GPS feature in foreign countries, obey the regulations of the country or region where the system is being used.
- Do not use this as a navigation device for an aircraft or ship or for mountain climbing. Doing so could cause an accident since the system may be unable to determine your position due to measurement errors that may occur or its battery running out.

## Positioning

Perform positioning (calculating position) in as empty and open a location as possible with few buildings or other obstructions of radio waves. Positioning may take several minutes the first time you use the GPS feature or when a long time has elapsed since you last performed positioning. If you are unable to receive radio waves from the GPS satellite or unable to perform positioning for several minutes, move to another location and try again.

### Hints

- In the following cases, you may be unable to receive radio waves from the GPS satellite or the positioning results may contain discrepancies.
  - Indoors, underground, or inside a tunnel
  - Near a tall building
  - When there are objects surrounding the PS Vita system or the PS Vita system is inside a carrying bag or case.
  - In a dense residential district or street lined with tall buildings
  - In an area among dense trees
  - Near high voltage power lines
  - During bad weather
- The positioning precision may worsen, accurate results may not be displayed, or errors may occur in position information depending on the time or environment where positioning is performed.

## Region Code

---

The PlayStation®Vita format software has region codes assigned to each region where the system is sold. On this system you can use software for the following regions:



## Parental Controls

---

With the PS Vita system, parents and guardians can limit the content that children can play and the features that they can use as necessary. Refer to the online user's guide for details on parental controls.

## Recorded data

---

Do not use the memory card for the PlayStation®Vita system or PlayStation®Vita card in the following ways, as doing so may result in data loss or corruption:

- Removing the PS Vita card or turning off the PS Vita system while it is saving or loading data.
- Removing the memory card while the PS Vita system is turned on.
- Using it in a location that is exposed to static electricity or electrical interference.

If, for any reason, software or data loss or corruption occurs, it is usually not possible to recover the software or data. It is recommended that you regularly back up software and data. Sony Computer Entertainment Inc. and its subsidiaries and affiliates will not be held liable for any damages or injury in the case of software or data loss or corruption.

Copyright law specifies that any recorded video or audio content cannot be used for any purpose other than personal enjoyment without the permission of the copyright holder. Please use such material in accordance with the Copyright Act and all other relevant laws. Sony Corporation assumes no responsibility for the use of any video or audio recordings. Also, please note that regardless of whether or not the purpose is for personal enjoyment, it may be forbidden to record video or audio of some performances, plays, movies, and exhibitions.

## Cases and coverings

---

When placing the PS Vita system in a commercially available case, turn off the power or put the system in stand-by mode. Do not use the system while it is in the case. Leaving the system on, or using it while in a case or covering may cause overheating or may damage the system.

Do not charge the system while it is in a case or covering, which also may damage the system.

## Never disassemble the system or accessories

---

Use the PS Vita system and accessories according to the instructions in this manual. No authorization for the analysis or modification of the system, or the analysis and use of its circuit configurations, is provided. Disassembling will void the system warranty. Additionally, there is a risk of fire, electrical shock or malfunction. The screen, in particular, contains dangerous, high-voltage parts.

## Use in other countries

---

Depending on the country, there are limitations on the use of certain types of radio waves. In some cases, use of the system may lead to a fine or other penalty.

## When moisture condensation occurs

---

If the PS Vita system is brought directly from a cold location to a warm one, moisture may condense inside the system and cause it to operate improperly.

Should this occur, turn off and unplug the system. Do not use the PS Vita system until the moisture evaporates (this may take several hours). If the system still does not operate properly, visit <http://www.us.playstation.com/support> or contact SCEA Consumer Services at 1-800-345-7669 for assistance.

## Care and cleaning of exterior surfaces

---

For safety reasons, unplug the AC power cord from the electrical outlet and disconnect any other cables before cleaning.

## Cleaning the exterior surface, screen and camera area

- Wipe gently with a soft cloth.
- Do not use solvents or other chemicals to clean the exterior surface, screen and camera area.
- Do not use a chemically-treated cleaning cloth to wipe off the system.

## Cleaning the connectors

If the PS Vita system connectors or the USB cable connectors get dirty, signals may not be sent or received properly. Also, if the headphone connector gets dirty, you may experience noise or interruptions in the sound. Wipe the connectors with a dry, soft cloth to keep them clean.

## Contact with other objects

Observe the following precaution so that the surface of the PS Vita system does not become discolored or damaged: Do not allow the system to remain in direct contact with rubber or vinyl products for an extended period of time.

## Battery life

---

The built-in battery has a limited life span. Battery duration will decrease with repeated usage and age. When battery duration becomes noticeably short, contact SCEA Customer Services for information regarding battery replacement services\*.

\* This service conforms to the provisions of "LIMITED HARDWARE WARRANTY AND LIABILITY".

### Hint

Battery life span varies depending on how the battery is stored and on the conditions of use, including long-term environmental factors such as temperature.

## LIMITED HARDWARE WARRANTY AND LIABILITY

Sony Computer Entertainment America LLC (SCEA) warrants to the original purchaser that each of the constituent products of this PS Vita system shall be free from defects in material and workmanship for a period of one (1) year from the date of purchase (the "Warranty Period"). If one or more of the above-identified products is determined to be defective during the Warranty Period, SCEA's liability shall be limited to the repair or replacement of this product with a new or factory recertified product at SCEA's option. For the purpose of this Limited Warranty, "factory recertified" means a product that has been returned to its original specifications. You must visit <http://www.us.playstation.com/support> or call 1-800-345-7669 to receive a return authorization and shipping instructions.

THIS WARRANTY SHALL NOT APPLY IF THIS PRODUCT: (a) IS USED WITH PRODUCTS NOT SOLD OR LICENSED BY SCEA (INCLUDING, BUT NOT LIMITED TO, NON-LICENSED GAME ENHANCEMENT DEVICES, CONTROLLERS, ADAPTORS AND POWER SUPPLY DEVICES) OR OTHERWISE NOT COMPATIBLE WITH THIS PRODUCT; (b) IS USED FOR COMMERCIAL PURPOSES (INCLUDING RENTAL) OR IS MODIFIED OR TAMPERED WITH; (c) IS DAMAGED BY ACTS OF GOD, MISUSE, ABUSE, NEGLIGENCE, ACCIDENT, WEAR AND TEAR, UNREASONABLE USE, OR BY OTHER CAUSES UNRELATED TO DEFECTIVE MATERIALS OR WORKMANSHIP; (d) HAS HAD THE SERIAL NUMBER ALTERED, DEFACED OR REMOVED; (e) HAS HAD THE WARRANTY SEAL ON THE SYSTEM ALTERED, DEFACED OR REMOVED; OR (f) IF AN UNAUTHORIZED PROGRAM IS USED TO ALTER THE SYSTEM SOFTWARE. THIS WARRANTY DOES NOT COVER PRODUCTS

SOLD AS IS OR WITH ALL FAULTS, OR CONSUMABLES (SUCH AS BATTERIES). PROOF OF PURCHASE IN THE FORM OF A BILL OF SALE OR RECEIPTED INVOICE WHICH IS EVIDENCE THAT THE UNIT IS WITHIN THE WARRANTY PERIOD MUST BE PRESENTED TO OBTAIN WARRANTY SERVICE.

REPAIR OR REPLACEMENT AS PROVIDED UNDER THIS WARRANTY IS THE EXCLUSIVE REMEDY OF THE CONSUMER. ANY APPLICABLE IMPLIED WARRANTIES, INCLUDING WARRANTIES OF MERCHANTABILITY AND FITNESS FOR A PARTICULAR PURPOSE, ARE LIMITED IN DURATION TO THE DURATION OF THIS WARRANTY. IN NO EVENT SHALL SCEA BE LIABLE FOR CONSEQUENTIAL OR INCIDENTAL DAMAGES FOR BREACH OF ANY EXPRESS OR IMPLIED WARRANTY ON THIS PRODUCT. SOME STATES OR PROVINCES DO NOT ALLOW LIMITATION ON HOW LONG AN IMPLIED WARRANTY LASTS AND SOME STATES DO NOT ALLOW THE EXCLUSION OR LIMITATIONS OF CONSEQUENTIAL OR INCIDENTAL DAMAGES, SO THE ABOVE LIMITATIONS OR EXCLUSION MAY NOT APPLY TO YOU.

This warranty gives you specific legal rights, and you may also have other rights which vary from state to state or province to province. This warranty is valid only in the United States and Canada.

The warranty offered by Sony Computer Entertainment America LLC on your PS Vita system is the same whether or not you register your product.

**Service policy**

SCEA's policy with regards to product servicing is as follows:


The following measures may be taken during the product service process. By submitting for product servicing you agree to accept these measures.

- The PS Vita system software will be updated.
- Protective stickers or seals that have been placed on the system by customers may be removed.
- PS Vita system settings may be changed.


## Before disposing of or transferring your PS Vita system

### Before transferring the system to another person

#### 1 Back up your data

You can back up your PS Vita system data to a PS3™ system or a computer using  (Content Manager). Back up your data as necessary. For details about backing up data, refer to the user's guide.

#### Hint

You can restore the backed up data to a new PS Vita system using  (Content Manager).

#### 2 Deactivate the system

The system cannot be deactivated after it is given away or disposed of. The number of PS Vita systems that can be activated on one PlayStation®Network account is limited, so deactivate the system before disposing of it. For details about system activation, refer to the user's guide.

Deactivate each content category by going to  (Settings) ➔ [Start] ➔ [PlayStation®Network] ➔ [System Activation] and tapping the content categories.

#### 3 Restore the PS Vita system

Restore the PS Vita system settings to their default values and delete all of the data in system memory. If you do not restore the

PS Vita system, a third party may be able to gain access to and use your personal information and credit card number.

Tap  (Settings) ➔ [Start] ➔ [Format] ➔ [Restore the PS Vita System] and follow the on-screen instructions to complete the operation.

#### Notice

SCEA shall not be liable for any direct and indirect, consequential, or special damages, including any damages that may arise from unauthorized access to or use of the data.

### Before disposing of the system

The PS Vita system is made of plastics, metals and a Lithium-ion battery. Follow local regulations when disposing of the system. Sony products can be recycled for free by at any Sony GreenFill e-Recycle drop box at select retail locations or at any e-Recycle drop-off center.

#### Notice

Never remove the screws and never remove the battery from the system. Tampering with the system will void the warranty and result in refusal of service from SCEA. For details, see "LIMITED HARDWARE WARRANTY AND LIABILITY" (▶▶ page 12).

## Specifications

Design and specifications are subject to change without notice. Depending on the software version in use, the system may operate differently than described in this manual.

### PlayStation®Vita system

<b>Screen</b>	5 inches (16:9), 960 × 544, OLED, multi-touch capacitive touchscreen Approximately 16,770,000 colors displayed
<b>Rear touch pad</b>	Capacitive multi-touch pad
<b>Cameras</b>	Front camera, rear camera Maximum resolution: 640 × 480 (VGA)
<b>Sound</b>	Built-in stereo speakers Built-in microphone
<b>Sensors</b>	Six-axis motion sensing system (three-axis gyroscope, three-axis accelerometer), Three-axis electronic compass
<b>Location</b>	Built-in GPS (PCH-1101 only) Supports Wi-Fi location service

<b>Main slots and connectors</b>	PS Vita card slot Memory card slot SIM card slot (PCH-1101 only) Multi-use port Headset jack Accessory port
<b>Power source</b>	Battery: Type Built-in, rechargeable Lithium-ion battery Power rating DC 3.7 V, 2210 mAh AC adaptor: DC 5.0 V
<b>Maximum power consumption</b>	Approx. 6 W (when charging)
<b>External dimensions</b>	Approx. 182.0 × 18.6 × 83.5 mm (width × height × depth) (excluding largest projection)
<b>Weight</b>	PCH-1001: Approx. 260 g / X oz PCH-1101: Approx. 279 g / X oz
<b>Operating environment temperature</b>	5° C - 35 °C / 41 °F - 95 °F

## Network features

<b>Mobile network (PCH-1101 only)</b>	Portable modem (data transmission): HSDPA/HSUPA GSM/GPRS/EDGE
<b>Wi-Fi</b>	IEEE 802.11b/g/n support*
<b>Bluetooth®</b>	Bluetooth® 2.1+EDR compliant

\* 802.11n is supported only for a 1 x 1 configuration.

## AC adaptor

<b>Input</b>	AC 100-240 V, 50/60 Hz
<b>Output</b>	DC 5 V, 1500 mA (1.5 A)
<b>External dimensions</b>	Approx. 45 × 22 × 68 mm / 1 4/5 × 4/5 × 2 2/5 in (width × height × depth) (excludes largest projection)
<b>Weight</b>	Approx. 51 g / 2 oz

## Estimating the battery charge time\*

<b>Charging with the AC adaptor</b>	Approx. 2 hours 40 minutes
-------------------------------------	----------------------------

\* When charging a battery with no charge remaining.

## Estimated battery duration

<b>Game*1*2</b>	Approx. 3 - 5 hours
<b>Video playback*1</b>	Approx. 5 hours
<b>Playing music*1*3</b>	Approx. 9 hours

\*1 When the screen brightness is set to the default setting, the Bluetooth® feature is not being used, and headphones are being used.

\*2 When the network feature is not being used.

\*3 When the system is put into standby mode after music has been played.

### Hint

Battery duration may vary depending on screen brightness, how network features (mobile network/Wi-Fi/Bluetooth®) are being used, and the type of content being played.



## Copyright and trademarks

"PS" and "PlayStation" are registered trademarks of Sony Computer Entertainment Inc. Also, "PSVITA", "LIVEAREA" and "PS3" are trademarks of the same company.

"SONY" and "SONY" are registered trademarks of Sony Corporation.

The Bluetooth® word mark and logos are owned by the Bluetooth SIG, Inc. and any use of such marks by Sony Computer Entertainment Inc. is under license. Other trademarks and trade names are those of their respective owners.



3G/Wi-Fi model is powered by Qualcomm.

All other trademarks are the properties of their respective owners.








4 - 4 0 8 - 6 0 0 - 1 1

### User's Guide

To read the User's Guide, tap [User's Guide] on the  (Settings) LiveArea™ screen. An internet connection is needed to read the User's Guide.

You can also read the User's Guide on a PC by visiting the following website:

<http://manuals.playstation.net/document/>

### Support website

<http://us.playstation.com/PSVITAqsg>

Visit the Support website for additional information about using your PS Vita system and for answers to technical questions.

### System update website

<http://us.playstation.com/support/systemupdates/xxx>

Visit the System Update website for information about PS Vita system software updates.

