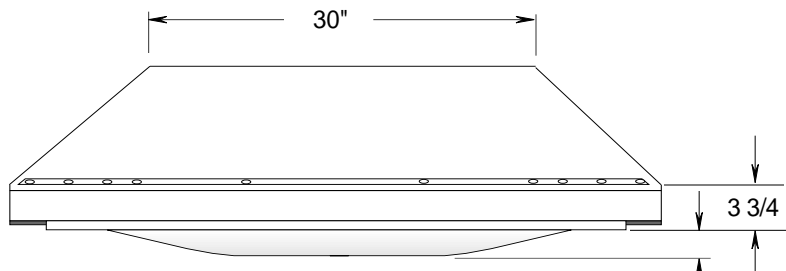
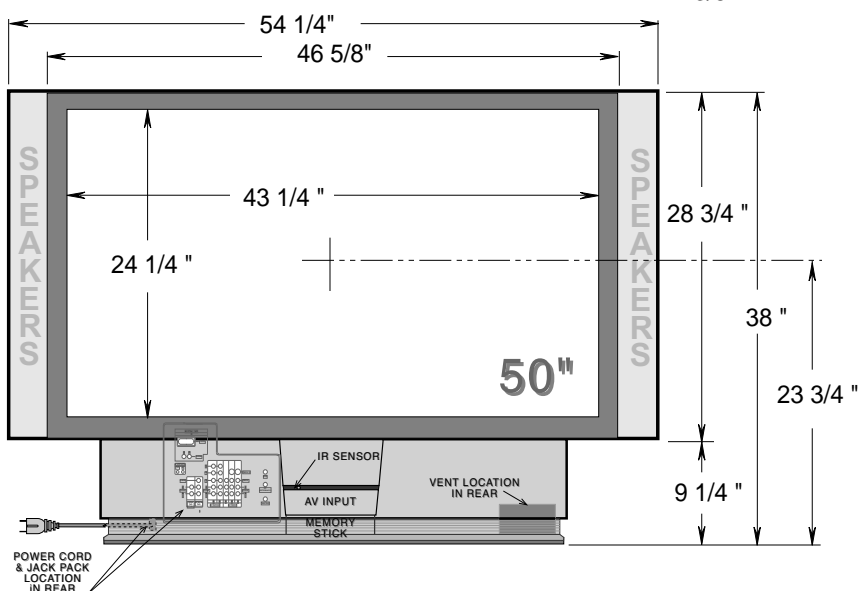
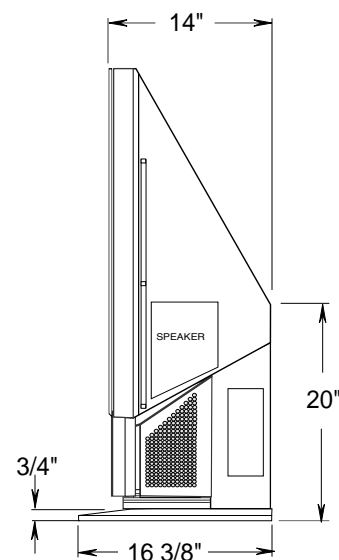
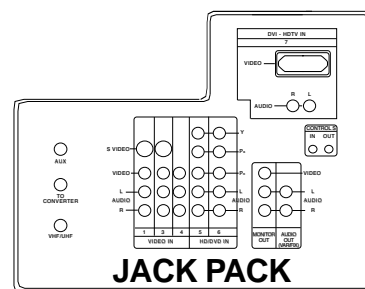
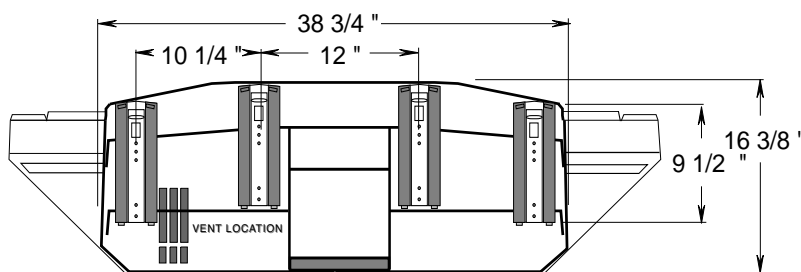


SONY**KF-50XBR800****RMY912 - REMOTE CONTROL**

DESCRIPTION: 50" Grand Wega XBR
 DIMENSIONS 16:9 LCD Rear PJ TV
 (WHD): 54 1/4" X 38" X 16 3/8"
 WEIGHT: 111 lbs

POWER REQUIREMENTS: 120V AC
 60Hz
 POWER CONSUMPTION: 220Watts
 Max

TOP VIEW**FRONT VIEW****SIDE VIEW****BOTTOM VIEW****OPTIONAL STAND SU-GW1 (WHD) 54 1/4" x 15 7/8" x 21****NOTE :**

WHERE THERE ARE CLOSE TOLERANCES INVOLVED IN CABINET BUILDING OR APPLICATIONS WHICH REQUIRE A GREAT DEGREE OF PRECISION WE RECOMMEND THAT THE PRODUCT ITSELF BE USED TO MAKE THE ACTUAL MEASUREMENTS. SONY WILL NOT BE RESPONSIBLE FOR INACCURACIES IN THE DESIGN OR MANUFACTURE OF ENCLOSURES .