




Bluetooth Enabled Gateway Setup

Bluetooth Enabled Gateway Setup

Requirements:

- Internet service
- Internet router with available Ethernet port
- Active Kevo Plus membership

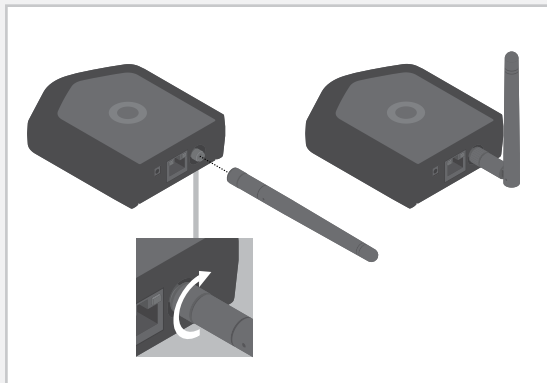
Requirements:

- Internet service
- Internet router with available Ethernet port
- Active Kevo Plus membership

1

Connect and fully tighten the antenna to the back of the gateway. Bend the antenna so that it points straight up.

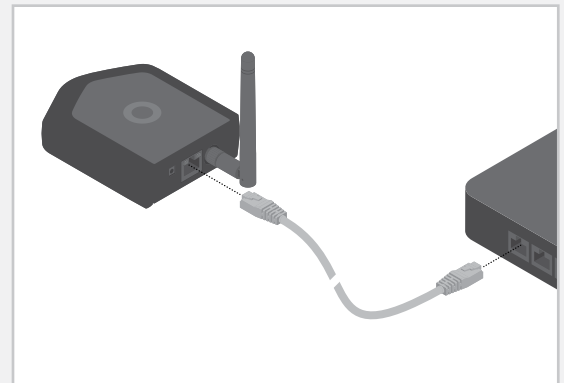
Connect and fully tighten the antenna to the back of the gateway. Bend the antenna so that it points straight up.



2

Plug one end of the Ethernet cable into the gateway. Plug the other end into your internet router.

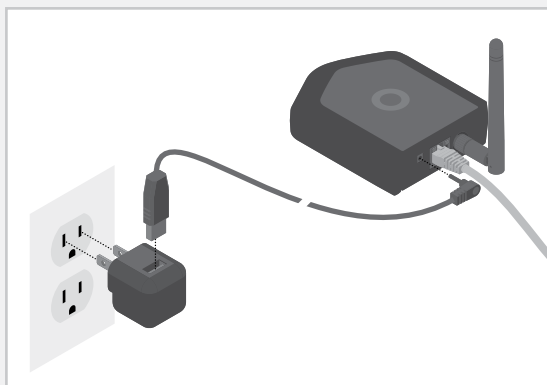
Plug one end of the Ethernet cable into the gateway. Plug the other end into your internet router.



3

Plug the USB cable's power jack end into the gateway. Plug the USB connector into the power adapter. Plug the power adapter into a power outlet.

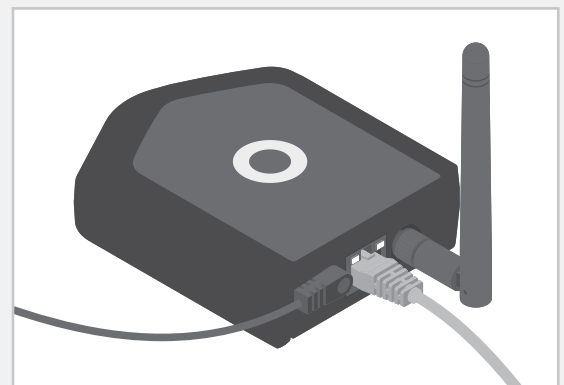
Plug the USB cable's power jack end into the gateway. Plug the USB connector into the power adapter. Plug the power adapter into a power outlet.



4

Make sure the lights on the gateway are functioning. See the Light Ring Colors on page 2. Follow the instructions inside the Kevo app to configure your gateway.

Make sure the lights on the gateway are functioning. See the Light Ring Colors chart on page 2. Follow the instructions inside the Kevo app to configure your gateway.



Once configured, you may control the gateway with the Kevo app or mykevo.com

Once configured, you may control the gateway with the Kevo app or mykevo.com.

Light Ring Colors

Light Ring Colors

Color Color	Reason Reason
White White	Booting up Booting up
Blue Blue	Normal operation Normal operation
Red Red	Not connected to Kevo Plus Not connected to Kevo Plus
Magenta Magenta	Not connected to Kevo deadbolt Not connected to Kevo deadbolt

Note: It is normal to see red and magenta during first time setup.

Note: It is normal to see red and magenta during first time setup.

Kevo Support

Kevo Support

www.kwikset.com/kevo/support

USA & Canada
1-800-327-5625

Chile
56-229382400

Australia
Toll Free: 1800 623 118
Email: info@spectrumbrands.com.au
Website: www.spectrumbrands.com.au

Spectrum Brands Australia Pty Ltd
Locked Bag 3004
Braeside, Victoria 3195
Australia

Colombia
57-13441460

México
52-8141709475

New Zealand
Toll Free: 0800 736 776
Email: service@spectrumbrands.co.nz
Website: www.spectrumbrands.co.nz

Spectrum Brands New Zealand Ltd
PO Box 9817
Newmarket, Auckland 1149
New Zealand

Australia Warranty

Our goods come with guarantees that cannot be excluded under Australian Consumer Law. You are entitled to a replacement or refund for a major failure and compensation for any other reasonably foreseeable loss or damage. You are also entitled to have the goods repaired or replaced if the goods fail to be of acceptable quality and the failure does not amount to a major failure. The benefits provided by this warranty are in addition to all other rights and remedies in respect of this product which you may have under Australian Consumer Law or otherwise.

If your product is defective, you can have it repaired or replaced under our Lifetime warranty. To claim under our warranty, please return the defective item along with the packaging, the original receipt, your address and your signature by pre paid postage to Spectrum Brands Australia Pty Ltd at the address on pack at any time following purchase. Spectrum Brands Australia Pty Ltd will then replace or repair the item and return it to you at our cost.

Regulatory Compliance

Regulatory Compliance

This product complies with standards established by the following regulatory bodies:

- Federal Communications Commission (FCC)
- Industry Canada

FCC

This device complies with Part 15 of the FCC Rules. Operation is subject to the following two conditions: (1) this device may not cause harmful interference, and (2) this device must accept any interference received, including interference that may cause undesired operation.

This equipment has been tested and found to comply with the limits for a Class B digital device, pursuant to Part 15 of the FCC Rules. These limits are designed to provide reasonable protection against harmful interference in a residential installation. This equipment generates, uses, and can radiate radio frequency energy and, if not installed and used in accordance with the instructions, may cause harmful interference to radio communications. However, there is no guarantee that interference will not occur in a particular installation. If this equipment does cause harmful interference to radio or television reception, which can be determined by turning the equipment off and on, the user is encouraged to try to correct the interference by one or more of the following measures:

- Reorient or relocate the receiving antenna.
- Increase the separation between the equipment and receiver.
- Connect the equipment into an outlet on a circuit different from that to which the receiver is connected.
- Consult the dealer or an experienced radio/TV technician for help.

IMPORTANT! Changes or modifications not expressly approved by the manufacturer could void the user's authority to operate the equipment.

Industry Canada

This device complies with Industry Canada licence-exempt RSS standard(s). Operation is subject to the following two conditions: (1) this device may not cause interference, and (2) this device must accept any interference, including interference that may cause undesired operation of the device.

Este producto cumple con las normas establecidas por los siguientes organismos reguladores:

- Comisión Federal de Comunicaciones (FCC)
- Industry Canada

FCC

Este dispositivo cumple con la 15ª parte del reglamento de la FCC. Su funcionamiento está sujeto a las siguientes dos condiciones: (1) este dispositivo no deberá causar ninguna interferencia dañina, y (2) este dispositivo deberá aceptar cualquier interferencia recibida, incluyendo aquella que podría causar un funcionamiento no deseado.

Se realizaron pruebas a este equipo cuyos resultados revelaron que cumple con los límites establecidos para un dispositivo digital de la Clase B, conforme a la 15ª parte del reglamento de la FCC. Estos límites han sido impuestos para proporcionar protección razonable contra interferencias dañinas en una instalación residencial. Este equipo genera, utiliza y puede irradiar energía de radiofrecuencia y, si no se instala y utiliza según lo que indican las instrucciones, podría causar interferencia dañina en radiocomunicaciones. Sin embargo, no hay garantía de que la interferencia no ocurrirá en determinadas instalaciones. Si este equipo efectivamente causa interferencia en la recepción de radio o televisión, la cual puede determinarse encendiendo y apagando el equipo, sugerimos al usuario que intente corregir dicha interferencia tomando una o más de las siguientes medidas:

- Volver a orientar o ubicar la antena receptora.
- Incrementar la distancia entre el equipo y el receptor.
- Conectar el equipo a una toma de corriente en un circuito distinto del circuito en el cual está conectado el receptor.
- Consultar con el distribuidor o un técnico de radio y TV con experiencia para obtener su ayuda.

¡IMPORTANTE! Todo cambio o modificación no aprobado expresamente por el fabricante podría desautorizar al usuario para operar el equipo.

Industria de Canada

Este dispositivo cumple con las normas de la Industria de Canada licencia-exenta RSS. Su funcionamiento está sujeto a las siguientes dos condiciones: (1) este dispositivo no deberá causar ninguna interferencia dañina, y (2) este dispositivo deberá aceptar cualquier interferencia, incluyendo aquella que podría causar el funcionamiento no deseado del dispositivo.