



# **USB KEY**

**Model: ACCSGM0001**

## TABLE OF CONTENTS:

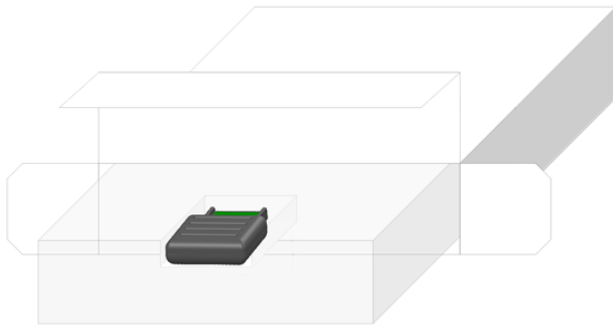
INTRODUCTION	.....	Page 3
PACKAGE CONTENT	.....	Page 3
DEVICE LAYOUT	.....	Page 3
UNBOXING OF THE DEVICE	.....	Page 4
DEVICE USAGE	.....	Page 4
FCC NOTICE	.....	Page 5

## INTRODUCTION

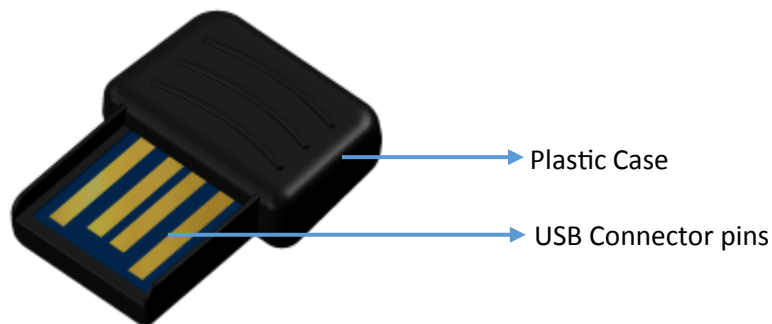
The ACCSGM0001 USB Key is a device attached to a computer that serves as a communication medium to scan, connect, receive and transmit data that uses the Bluetooth v4.1. It is collaborated with Desktop Sync Apps that runs on Windows OS/OS X PCs which are used to gather and upload user's data (e.g. steps activity) and also to write user specific information (e.g. desired step goals).

## PACKAGE CONTENT

It is packaged together with Tracker.

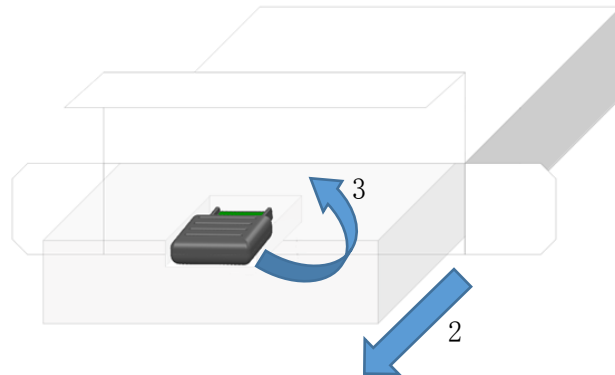


## DEVICE LAYOUT



## UNBOXING OF THE DEVICE

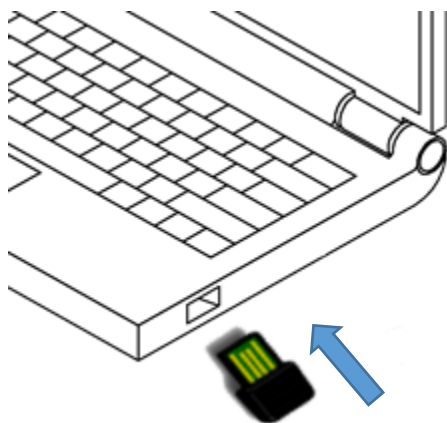
1. Open the box cover.
2. Slide out the plastic tray which carries the Tracker, charger (if needed) and the ACCSGM001 USB Dongle.
3. Remove the device from the plastic tray.



## DEVICE USAGE

(This is given that the user already registered and downloaded the Sync App that is compatible with his/her PC)

1. Plug in the ACCSGM0001 USB Dongle to the USB port of the PC/Laptop.
2. If the installation bubble prompts, let it install the driver.
3. Open the Sync App and it will automatically detect the USB Dongle. You can now proceed to activation of the Tracker or synchronize the data. (There is a separate set of instructions for using the application)



FCC Caution.

This device complies with part 15 of the FCC Rules. Operation is subject to the following two conditions: (1) This device may not cause harmful interference, and (2) this device must accept any interference received, including interference that may cause undesired operation.

Any Changes or modifications not expressly approved by the party responsible for compliance could void the user's authority to operate the equipment.

Note: This equipment has been tested and found to comply with the limits for a Class B digital device, pursuant to part 15 of the FCC Rules. These limits are designed to provide reasonable protection against harmful interference in a residential installation. This equipment generates uses and can radiate radio frequency energy and, if not installed and used in accordance with the instructions, may cause harmful interference to radio communications. However, there is no guarantee that interference will not occur in a particular installation. If this equipment does cause harmful interference to radio or television reception, which can be determined by turning the equipment off and on, the user is encouraged to try to correct the interference by one or more of the following measures:

- Reorient or relocate the receiving antenna.
- Increase the separation between the equipment and receiver.
- Connect the equipment into an outlet on a circuit different from that to which the receiver is connected.
- Consult the dealer or an experienced radio/TV technician for help.

The device has been evaluated to meet general RF exposure requirement. The device can be used in portable exposure condition without restriction.