



# Therapeutics Reflexology Foot Spa

Instruction Booklet  
FB3500

Please read these instructions carefully  
and retain for future reference.





# Contents

Safety Precautions for your Reflexology Foot Spa	2
Sunbeam's Safety Precautions	3
Features of your Reflexology Foot Spa	4
Using your Reflexology Foot Spa	6
Help Line	6
Care and Cleaning of your Reflexology Foot Spa	7

# Sunbeam's Safety Precautions.

## SAFETY PRECAUTIONS FOR YOUR REFLEXOLOGY FOOT SPA.

Please read this instruction booklet carefully before using your Reflexology Foot Spa. It will enable you to get the most out of your new product and to safely enjoy its many benefits. Please retain this booklet for future reference.

1. Diabetics and people with heart conditions or circulation problems must consult their health care practitioner before use
2. If you are pregnant please consult your health care practitioner before use
3. If you suffer from any problems with your legs or feet such as varicose veins, please consult your health care practitioner before use
4. Do not use if your feet are swollen or inflamed or if you have any skin irritations
5. Discontinue use immediately if you feel any discomfort or if pain or irritation occurs
6. Do not connect or disconnect the plug from the power outlet while your feet are in the water
7. Dry your hands thoroughly before connecting or disconnecting the plug from the power outlet or switching any switch
8. Do not stand up while using the appliance
9. Do not place any objects inside the appliance
10. Do not use the appliance while sleeping or if you are feeling drowsy
11. Do not use the appliance for more than 20 minutes. Switch off and allow to cool down before using again or storing

If you have any concerns regarding the performance and use of your appliance, please ring our Customer Service Line on 1800 025 059. In New Zealand - contact Sunbeam on 09 912 0747.

## Ensure the above safety precautions are understood.

تأكد من تفهم احتياطات السلامة المذكورة اعلاه

請務必理解上述的安全預防措施。

Assurez-vous que les précautions ci-dessus relatives à la sécurité sont bien comprises

Versichern Sie sich daß die obenstehenden Sicherheitsmaßnahmen Verstanden werden

Βεβαιώστε πως οι παραπάνω προφυλάξεις ασφαλείας γίνονται κατανοητές

Pastikan bahwa tindakan-tindakan keselamatan seperti di atas dimengerti anda

Accertatevi che le suddette norme di sicurezza siano comprese a dovere

上記の注意事項をよくお読みになり、安全を御確認ください

Уверете се дека погоре споменатите мерки на претпазливост се добро разбрани

Asegúrese de que las precauciones de seguridad precedentes sean bien comprendidas

کاری بکنید کہ احتیاط‌های بالا حتماً درک بشوند

ต้องแน่ใจว่า ข้อควรระวังเรื่องความปลอดภัยข้างต้น เป็นที่เข้าใจกันดี

Yukarda belirtilen güvenlik önlemlerinin anlaşıldığından emin olunuz

Xin kiểm chắc rằng những biện pháp làm an toàn kể trên được hiểu rõ

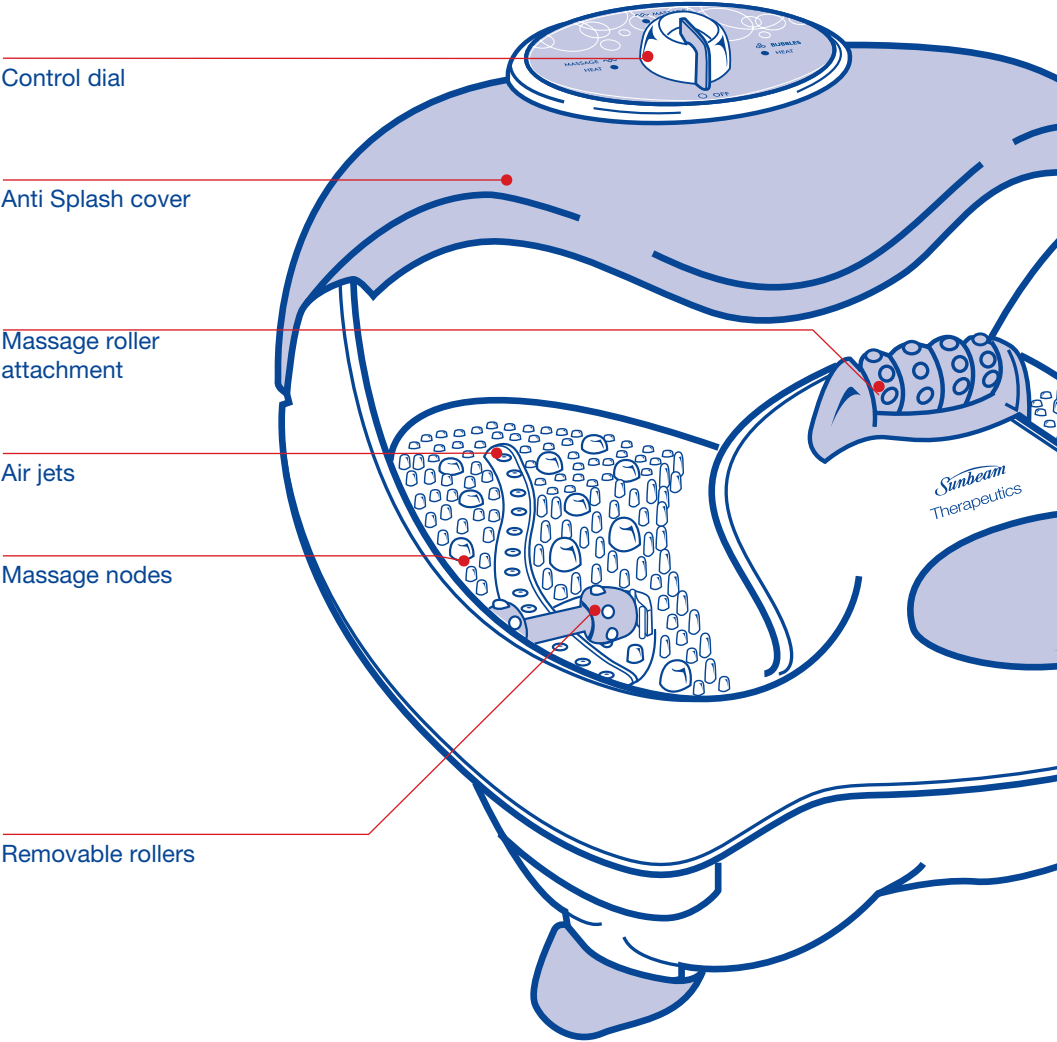
# Sunbeam's Safety Precautions.

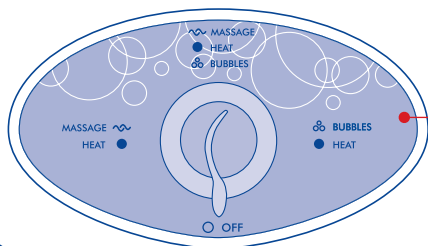
## SAFETY PRECAUTIONS FOR ALL ELECTRICAL APPLIANCES

Sunbeam are very safety conscious when designing and manufacturing consumer products, but it is essential that the product user also exercises care when using an electrical appliance. Listed below are precautions which are essential for the safe use of an electrical appliance:


1. **Read carefully and save all the instructions provided with an appliance.**
2. Always turn the power off at the power outlet before you insert or remove a plug. Remove by grasping the plug - do not pull on the cord.
3. Turn the power off and remove the plug when the appliance is not in use and before cleaning.
4. Do not use your appliance with an extension cord unless this cord has been checked and tested by a qualified technician or service person.
5. Always use your appliance from a power outlet of the voltage (A.C. only) marked on the appliance.
6. Close supervision is necessary when your appliance is being used near children or infirm persons.
7. Young children should be supervised to ensure that they do not play with the appliance.
8. Do not use an appliance for any purpose other than its intended use.
9. Do not place an appliance on or near a hot gas flame, electric element or on a heated oven. Do not place on top of any other appliance.
10. Do not let the power cord of an appliance hang over the edge of a table or bench top or touch any hot surface.
11. For safety reasons and to avoid maintenance by unskilled persons, some appliances are 'sealed' using tamperproof screws. Such appliances should always be returned to the nearest Sunbeam Appointed Service Centre for adjustment or repair if required.
12. Do not operate any electrical appliance with a damaged cord or after the appliance has been dropped or damaged in any manner. If damage is suspected, return the appliance to the nearest Sunbeam Appointed Service Centre for examination, repair or adjustment.
13. For additional protection, Sunbeam recommend the use of a residual current device (RCD) with a tripping current not exceeding 30mA in the electrical circuit supplying power to your appliances.
14. Do not immerse the appliance in water or any other liquid unless recommended.

# Features of your Sunbeam Reflexology Foot Spa





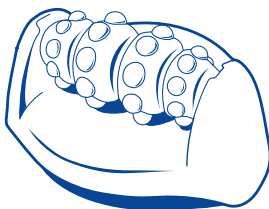
Control dial settings



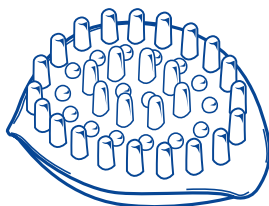
Three attachments:



Reflexology attachment



Massage roller attachment



Massage node attachment

# Using your Reflexology Foot Spa

1. Ensure that the control dial is in the 'O' OFF position.
2. Place the product on a firm, level floor.
3. Place a chair behind the unit and adjust its position until you can sit comfortably with your feet inside the appliance (without water).
4. Place a towel within easy reach to dry your feet afterwards.
5. Using a large jug, fill the foot massager with water. Do not fill above the maximum level indicated.
6. Do not use hot water as this will make your feet sweat.
7. Insert the plug into a 230-240 volt power outlet and turn on.
8. Sit in the chair and place your feet in the appliance.
9. Turn the control dial to the setting you wish to use -

## Massage and Heat ●

To increase the intensity of the massage, move your feet backwards and forwards over the rollers in the base of the product. If the rollers are not required simply remove and replace with the plain insets. The water will remain at an agreeable temperature. Please note that the product will not heat cold water but will simply help to prevent warm water from going cold.

## Bubble and Heat ●

Use the heat setting along with spa bubbles.

## Massage, Heat and Bubble ●

Use all three settings together.

The removable Massage attachments can be interchanged to give feet the desired reflexology massage.

Please refer to the enclosed Guide to Reflexology.

## Help Line

If you have any additional questions about using the Reflexology Foot Spa please call the Sunbeam help line in Australia on 1 800 025 059. In New Zealand please call (09) 912 0747

# Care and Cleaning

1. With dry hands turn the control dial to the 'O' OFF position.
2. Turn the power off and remove the plug from the power outlet.
3. Rinse the inside of the appliance with warm water.
4. Do not immerse the appliance in water or any other liquid.
5. The inside of the appliance, the attachments and the exterior walls can be wiped over with a cloth dampened in water and a mild detergent. Then rinse and dry.
6. The attachments can be washed in a mild detergent. Dry thoroughly before using again.

*Sunbeam is a registered trademark. Made in China. Due to minor changes in design or otherwise, the product may differ from the one shown in this leaflet. Approved by the appropriate Electrical Regulatory Authorities. Backed by Sunbeam's 12 Month Replacement Guarantee and National Service Network.*

© Copyright. SUNBEAM CORPORATION LIMITED 2002.  
(INCORPORATED IN N.S.W.) A.C.N. 000 006 771

*For more information or advice on this or any other Sunbeam appliance, visit [www.sunbeam.com.au](http://www.sunbeam.com.au) or contact the Sunbeam Consumer Service Line.*

*Australia 1800 025 059  
New Zealand (09) 912 0747.*





# Therapeutics

## Consumer Hotline

### Australia

1800 025 059

### New Zealand

(09) 912 0747

Consumer information:

1800 025 059 or [www.sunbeam.com.au](http://www.sunbeam.com.au)



is a registered Trademark of Sunbeam Corporation Limited. ACN 000 006 771.

© Sunbeam Corporation Limited 2002.