

Two options of POS machine



15.6 " main screen only
(L3511)

Minimal Settings

Only a few steps to turn on the intelligent business equipment.

- 1 Press the power button and the screen lights on. Enter the first start-up screen and operate according to the prompt. Two modes of Internet access are available.
- 2 Wi-Fi setting.
 - Press [Setting] and start WLAN. Enter the searching interface of WLAN, waiting for WLAN network available;
 - Click on the WLAN to be connected. A password is required for access if an encrypted network is chosen.
- 3 Setting of LAN

How to download/use APPs

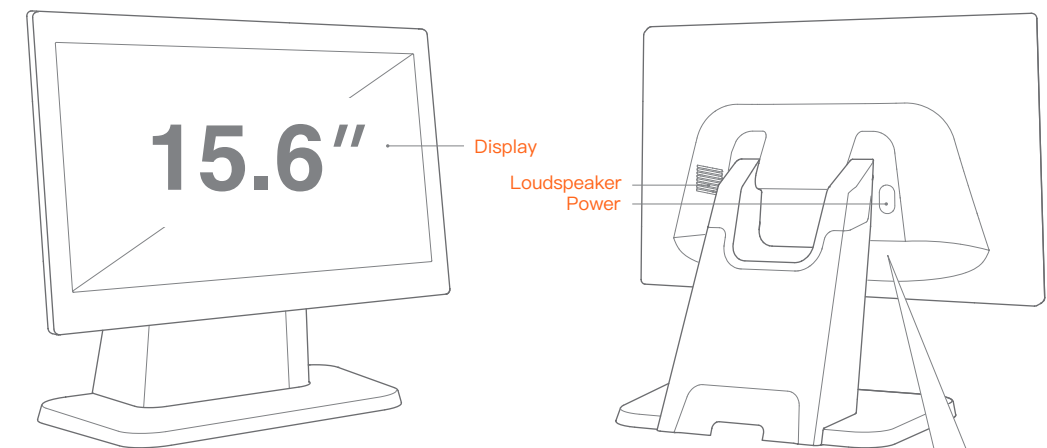
Relevant APPs can be downloaded while the network is connected. Open the App market, and search and download the APP to complete the installation.

To inquire detailed information of the above software: select “settings -> application”, and select corresponding software to inquire its information;
how to uninstall the software: select “settings -> application -> application management -> uninstall” to uninstall the application; or press the icon and drag it into the trash can to uninstall it.

Please read the built-in Help APP for more help.

Product Introduction

“Take main screen as sample”



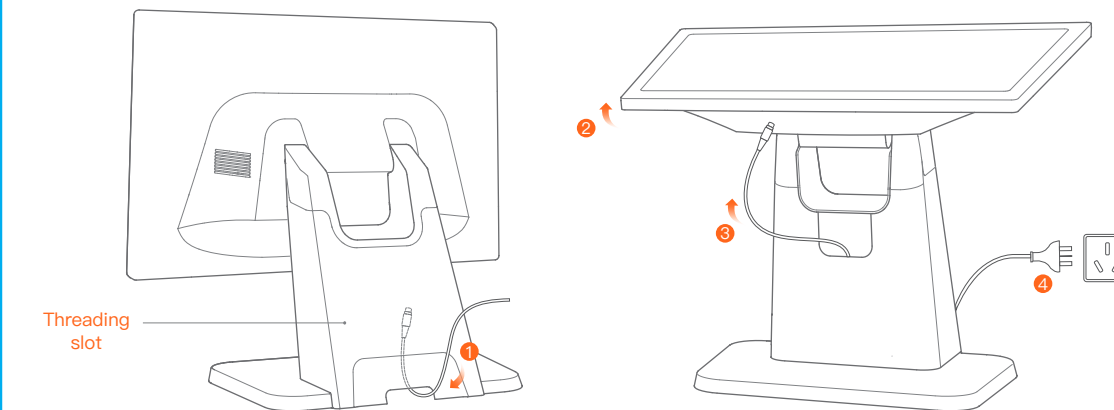
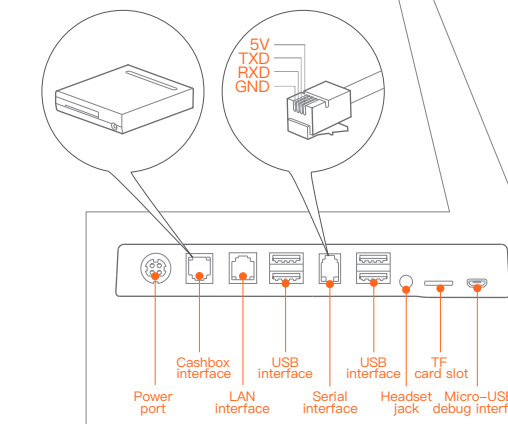
Power

In the state of power off, a short press turns on the machine.

In the state of normal use, press on the power button for two or three seconds to choose power off or restart.

In the state of system halted, press on the power button for 11 seconds for power off.

Display



Threading installation

- 1 Thread the power line through the rear via hole of the base;
- 2 Turn the screen over to expose the threading hole;
- 3 Connect the power interface of the adapter to the power port at the bottom of the host;
- 4 Insert the other plug of the adapter into the mains socket.

Basic Parameters for POS Machine

Operating system	SUNMI OS 2.0 (Based on Android 7.1)
Processor	Single screen: Cortex-A53, 1.5GHz Dual screen: Cortex-A17, 1.8GHz
Display resolution	15.6’’ resolution HD 1366 x 768
Storage	Single screen: 8GB ROM + 1GB RAM Dual screen: 8GB ROM + 2GB RAM
Touch screen	Multi-touch capacitive display
Wi-Fi	Support 802.11b/g/n 2.4GHz (CH1-CH13 for CE, CH1-CH11 for FCC)
Bluetooth	Support Bluetooth 2.1/3.0/4.0
Loudspeaker	Single 1.2W voice reaches 90db
External interface	4 x USB Type A interfaces, 1x RJ11 serial interface, 1 x RJ12 24V cashbox interface, 1x RJ45 LAN interface, 1 x headset jack, 1x power port, 1x Micro-USB debug interface, 1 x TF card slot
External storage card	MicroSD (TF), 64G maximum
Item dimensions	Single screen: H 34.5cm x W 38.2cm x T 19.0cm Dual screen: H 36.8m x W 38.2cm x T 19.0cm
AC adapter	Input: AC100-240V/1.5A Output: DC24V/1.5A

Specification of 10.1” customer display

Display resolution	10.1’’ resolution HD 1024 x 600
--------------------	---------------------------------

Name and content of toxic and harmful substances contained in this product are shown in the following table

Name of parts	Toxic and harmful substances and elements					
	(Pb)	(Hg)	(Cd)	(Cr(VI))	(PBB)	(PBDE)
Circuit board	×	○	○	○	○	○
Shell	○	○	○	○	○	○

○ :It indicates that the content of toxic and harmful substances in all homogeneous materials of this part is below the limit specified in SJ/T11363–2006.

× :It indicates that the content of toxic and harmful substances is higher than the limit specified in SJ/T11363–2006 in at least one homogeneous material of this part; however, the the reason why the toxic substance of that part exceeds the limit is that there is no applicable material to replace it currently.

For products that have reached or passed the service years for environmental protection, they should be recycled according to Measures for Control and Management of Electronic Information Products and should not be thrown away at will.

For CE

	Operation Frequency	Transmitted
BT	2402MHz~2480MHz	6.5dBm
BLE	2402MHz~2480MHz	5.5dBm
2.4G wifi b	2412MHz~2472MHz	13dBm
2.4G wifi g	2412MHz~2472MHz	9dBm
2.4G wifi n20	2412MHz~2472MHz	8dBm
2.4G wifi n40	2412MHz~2472MHz	8dBm

FCC Regulations:

This device complies with part 15 of the FCC Rules. Operation is subject to the following two conditions:

(1) This device may not cause harmful interference, and (2) this device must accept any interference received, including interference that may cause undesired operation.

This device has been tested and found to comply with the limits for a Class B digital device, pursuant to Part 15 of the FCC Rules. These limits are designed to provide reasonable protection against harmful interference in a residential installation. This equipment generates, uses and can radiated radio frequency energy and, if not installed and used in accordance with the instructions, may cause harmful interference to radio communications. However, there is no guarantee that interference will not occur in a particular installation. If this equipment does cause harmful interference to radio or television reception, which can be determined by turning the equipment off and on, the user is encouraged to try to correct the interference by one or more of the following measures:

- Reorient or relocate the receiving antenna.
- Increase the separation between the equipment and receiver.
- Connect the equipment into an outlet on a circuit different from that to which the receiver is connected.
- Consult the dealer or an experienced radio/TV technician for help.

To comply With RF exposure requirements, a minimum separation distance of 20cm must be maintained between the user's body and the POS machine, including the antenna.

Caution: Changes or modifications not expressly approved by the party responsible for compliance could void the user's authority to operate the equipment.

EU Regulatory Conformance

Hereby, Shanghai Sunmi Technology Co., Ltd. declares that the radio equipment type is in compliance with Directive 2014/53/EU.

The full text of the EU declaration of conformity is available at the following internet address: www.sunmi.com



Notice: Observe the national local regulations in the location where the device is to be used. This device may be restricted for use in some or all member states of the European Union (EU). Adapter shall be installed near the equipment and shall be easily accessible. The operating temperature of the device between 0°C to 45°C. The device complies with RF specifications when the device is used at 20cm from your body. This product can be used across EU member states.

Precautions

Warning

- Please insert the AC plug into the AC outlet according to the identifying input on the power adapter;
- It is prohibited to use the device in any places with potential explosive gases;
- Nonprofessionals shall not open the power adapter anyhow so as to avoid dangers;
- The device is a Grade A product. In living environment, the product may cause radio interference. Therefore, users may be required to take practical measures against the interference.
- About the battery replacement:
 1. It may cause explosion with wrong type battery!
 2. Old battery which is replaced should be handled by repair man, do not put it in fire!

Recommendation

- Do not use the device near water or in humid environment. Keep liquid from falling onto the terminal;
- Do not use the device in extremely cold and hot environment, e.g. around fire or lighted cigarettes;
- Do not smash, throw or bend the device;
- Use the device in clean and dust-free environment as much as possible and keep small items from falling into the terminal;
- Do not use it near medical devices unless permitted.

Important Safety Instructions

- Avoid installing or using during thunder and lightning, otherwise lightning stroke may occur;
- Cut off the power immediately if there is abnormal smell, overheating or smog!

Statement

The company is not responsible for the following behaviors:

- Damages caused by using and maintaining the device without following the User Guide;
- Damages or problems caused by selection of objects or consumables (products which are not the initial ones provided or recognized by the company);
- No one is entitled to modify or change the product unless permitted by the company;
- The operating system of this product supports the official system update. If the third party's ROM system is swiped by the user or the system file is modified with cracking method, it may lead to the instability of the system and bring about safety risk & security threat.

Disclaimer

Discrepancies between the product and the file concerning details may arise due to product updates. Please be subject to the material object. The company reserves the right to interpret the file and the right to revise this manual without prior notices.

Package content

- ☒ 1x main machine
- ☒ 1x user manual
- ☒ 1x power adapter

FCC ID: 2AH25L3511

Manufacture

Shanghai Sunmi Technology Co., Ltd.
Room 505, KIC Plaza, No.388 Song Hu Road, Yang Pu District, Shanghai, China

D2

POS User Manual Book

Before using this product, please carefully read this manual and keep it properly.

工艺说明

纸张：128g哑粉纸

颜色：专色+黑色



PANTONE 165 C

尺寸：160*160mm,展开尺寸640*160mm

变更记录

创建：20181218

增加FCC信息：20190505